



Misano
SuperSport GT
Race - 1
Provisional Results



Misano 4.226 m

Cls	N°	Entrant/Team	Nat	Driver 1	Nat	Driver 2	Nat	Vehicle	Cat	Cl	Laps	Total Time	Gap	Interval	Km/h	Best	Time	Km/h	
1	88	REPARTO CORSE RAM	ITA	Giorgio Bacco	ITA	Giulio Bacco	ITA	Ferrari 296 Challenge	DIVISIO	1	24	41:01.636			148.3	5	1:35.679	159.0	
2	106	POLLINI RACING	ITA	Matteo Pollini	ITA	Gioele Pollini	ITA	Lamborghini Super Trofeo EVO	DIVISIO	2	24	41:05.066	3.430	3.430	148.1	20	1:36.733	157.2	
3	12	MRNC12 RACING TEAM	ITA	Giammarco Marzialetti	ITA	Gerardo Marino	ITA	Ferrari 296 Challenge	DIVISIO	3	24	41:57.187	55.551	52.121	145.0	5	1:36.965	156.8	
4	4	REPARTO CORSE RAM	ITA	Pablo Benites	ARG	Oscar Lien Bitar Benitez	URY	Ferrari 488 Challenge Evo	DIVISIO	1	24	42:00.659	59.023	3.472	144.8	5	1:37.412	156.1	
5	252	XMOTORS	ITA	Filippo Fant	ITA	Alberto Frisoni	ITA	Lamborghini Super Trofeo EVO2	DIVISIO	4	24	42:04.009	1:02.373	3.350	144.6	8	1:36.304	157.9	
6	32	ASR	ITA	Alex Beatovic	SRB			Lamborghini Super Trofeo EVO2	DIVISIO	5	23	42:14.330	1 Lap	1 Lap	138.0	16	1:42.338	148.6	
7	54	PB RACING	ITA	Alberto Naska	ITA	Suellio Almeida	CAN	Lotus Emira Cup	DIVISIO	1	20	41:29.167	4 Laps	3 Laps	122.2	19	1:45.507	144.1	
8	39	ACME SPEEDWORKS	ITA	Robert Kravevsky	USA	Luigi Maselli	ITA	Lotus Emira Cup	DIVISIO	2	20	41:31.416	4 Laps	2.249	122.1	10	1:46.134	143.3	
9	76	CENTRI PORSCHE TICINO	ITA	Ivan Rostovski	CHE			Porsche Cayman GT4 718 RS	DIVISIO	3	20	42:22.716	4 Laps	51.300	119.6	4	1:46.696	142.5	
10	87	PB RACING	ITA	Andrea Carpenzano	ITA	Giovanni Grasso	ITA	Lotus Emira Cup	DIVISIO	4	20	42:35.815	4 Laps	13.099	119.0	4	1:48.165	140.6	
11	56	V-Action	ITA	Francesco Malvestiti	ITA	Miran Grcic	ITA	Lotus Emira Cup	DIVISIO	5	20	43:31.104	4 Laps	55.289	116.5	7	1:46.009	143.5	
12	17	PB RACING	ITA	Maurizio Accarino	ITA	Luigi Foresti	ITA	Lotus Emira Cup	DIVISIO	6	19	41:08.192	5 Laps	1 Lap	117.1	4	1:46.343	143.0	
13	28	PB RACING	ITA	Luca Zambello	ITA	Bitar Meacci	ITA	Lotus Emira Cup	DIVISIO	7	19	41:11.683	5 Laps	3.491	116.9	14	1:44.309	145.8	
Not classified: (Requirements: 75% of number laps of leader = 18 Laps)																			
2		GIUST PREPARAZIONI	ITA	Mirko Zanardini	ITA	Giuseppe Ghezzi	ITA	Lamborghini Huracan GT3	DIVISIO	1	16	28:29.523	8 Laps	3 Laps	142.3	3	1:37.101	156.6	
6		GIUST PREPARAZIONI	ITA	Giovanni Brentan	ITA	Bruno Jarach	ITA	Lamborghini Huracan GT3	DIVISIO	2									

Fastest lap Bacco - Bacco in 1:35.679 at 159.0 Km/h in lap 5

DIVISIO NE B	88	REPARTO CORSE RAM	ITA	Giorgio Bacco	ITA	Giulio Bacco	ITA	Ferrari 296 Challenge	5	1:35.679	159.0
DIVISIO NE A	2	GIUST PREPARAZIONI	ITA	Mirko Zanardini	ITA	Giuseppe Ghezzi	ITA	Lamborghini Huracan GT3	3	1:37.101	156.6
DIVISIO NE C	4	REPARTO CORSE RAM	ITA	Pablo Benites	ARG	Oscar Lien Bitar Benitez	URY	Ferrari 488 Challenge Evo	5	1:37.412	156.1
DIVISIO NE D	28	PB RACING	ITA	Luca Zambello	ITA	Bitar Meacci	ITA	Lotus Emira Cup	14	1:44.309	145.8

Published at:.....

Track Temp: **36.6 °C** Air Temp: **23.7 °C** Humidity: **58 %** Track Status: **DRY**

Race Director:

Fabrizio Fondacci

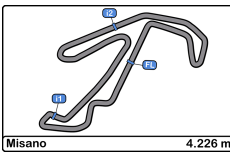
51425

Timekeeper:

Luis Garcia

JCR-2654-ESP/M





Misano
SuperSport GT
Race - 1
Provisional Results by Category



DIVISIONE B																		
Cls	N°	Entrant/Team	Nat	Driver 1	Nat	Driver 2	Nat	Vehicle	Cat	Cl	Laps	Total Time	Gap	Interval	Km/h	Best	Time	Km/h
1	88	REPARTO CORSE RAM	ITA	<u>Giorgio Bacco</u>	ITA	Giulio Bacco	ITA	Ferrari 296 Challenge	DIVISIO	1	24	41:01.636			148.3	5	1:35.679	159.0
2	106	POLLINI RACING	ITA	<u>Matteo Pollini</u>	ITA	Gioele Pollini	ITA	Lamborghini Super Trofeo EVO	DIVISIO	2	24	41:05.066	3.430	3.430	148.1	20	1:36.733	157.2
3	12	MRNC12 RACING TEAM	ITA	<u>Giammarco Marzialetti</u>	ITA	Gerardo Marino	ITA	Ferrari 296 Challenge	DIVISIO	3	24	41:57.187	55.551	52.121	145.0	5	1:36.965	156.8
4	252	XMOTORS	ITA	<u>Filippo Fant</u>	ITA	Alberto Frisoni	ITA	Lamborghini Super Trofeo EVO2	DIVISIO	4	24	42:04.009	1:02.373	6.822	144.6	8	1:36.304	157.9
5	32	ASR	ITA	Alex Beatovic	SRB			Lamborghini Super Trofeo EVO2	DIVISIO	5	23	42:14.330	1 Lap	1 Lap	138.0	16	1:42.338	148.6

DIVISIONE C																		
Cls	N°	Entrant/Team	Nat	Driver 1	Nat	Driver 2	Nat	Vehicle	Cat	Cl	Laps	Total Time	Gap	Interval	Km/h	Best	Time	Km/h
1	4	REPARTO CORSE RAM	ITA	<u>Pablo Benites</u>	ARG	Oscar Lien Bitar Benitez	URY	Ferrari 488 Challenge Evo	DIVISIO	1	24	42:00.659			144.8	5	1:37.412	156.1

DIVISIONE D																		
Cls	N°	Entrant/Team	Nat	Driver 1	Nat	Driver 2	Nat	Vehicle	Cat	Cl	Laps	Total Time	Gap	Interval	Km/h	Best	Time	Km/h
1	54	PB RACING	ITA	<u>Alberto Naska</u>	ITA	Suellio Almeida	CAN	Lotus Emira Cup	DIVISIO	1	20	41:29.167			122.2	19	1:45.507	144.1
2	39	ACME SPEEDWORKS	ITA	<u>Robert Krayevsky</u>	USA	Luigi Maselli	ITA	Lotus Emira Cup	DIVISIO	2	20	41:31.416	2.249	2.249	122.1	10	1:46.134	143.3
3	76	CENTRI PORSCHE TICINO	ITA	Ivan Rostovskiy	CHE			Porsche Cayman GT4 718 RS	DIVISIO	3	20	42:22.716	53.549	51.300	119.6	4	1:46.696	142.5
4	87	PB RACING	ITA	<u>Andrea Carpenzano</u>	ITA	Giovanni Grasso	ITA	Lotus Emira Cup	DIVISIO	4	20	42:35.815	1:06.648	13.099	119.0	4	1:48.165	140.6
5	56	V-Action	ITA	<u>Francesco Malvestiti</u>	ITA	Miran Grcic	ITA	Lotus Emira Cup	DIVISIO	5	20	43:31.104	2:01.937	55.289	116.5	7	1:46.009	143.5
6	17	PB RACING	ITA	<u>Maurizio Accarino</u>	ITA	Luigi Foresti	ITA	Lotus Emira Cup	DIVISIO	6	19	41:08.192	1 Lap	1 Lap	117.1	4	1:46.343	143.0
7	28	PB RACING	ITA	<u>Luca Zambello</u>	ITA	Bitar Meacci	ITA	Lotus Emira Cup	DIVISIO	7	19	41:11.683	1 Lap	3.491	116.9	14	1:44.309	145.8

DIVISIONE A																		
Cls	N°	Entrant/Team	Nat	Driver 1	Nat	Driver 2	Nat	Vehicle	Cat	Cl	Laps	Total Time	Gap	Interval	Km/h	Best	Time	Km/h
Not classified: (Requirements: 75% of number laps of leader = 18 Laps)																		
2		GIUST PREPARAZIONI	ITA	<u>Mirko Zanardini</u>	ITA	Giuseppe Ghezzi	ITA	Lamborghini Huracan GT3	DIVISIO	1	16	28:29.523			142.3	3	1:37.101	156.6
6		GIUST PREPARAZIONI	ITA	<u>Giovanni Brentan</u>	ITA	Bruno Jarach	ITA	Lamborghini Huracan GT3	DIVISIO	2								

Fastest lap Bacco - Bacco in 1:35.679 at 159.0 Km/h in lap 5

Published at:.....

Track Temp: 36.6 °C Air Temp: 23.7 °C Humidity: 58 % Track Status: DRY

Race Director:

Fabrizio Fondacci

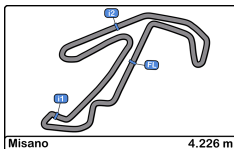
51425

Timekeeper:

Luis Garcia

JCR-2654-ESP/M





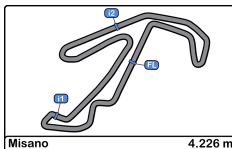
Misano
SuperSport GT
Race - 1



Provisional Classification by Driver Fastest Lap

Clas	N°	Entrant/Team	Nat	Vehicle	Driver	Nat	Cat	Clas	Laps	Best	Time	Gap	Interval	Km/h
1	88	REPARTO CORSE RAM	ITA	Ferrari 296 Challenge	Giorgio Bacco	ITA	DIVISIO	1	14	5	1:35.679			159.0
2	252	XMOTORS	ITA	Lamborghini Super Trofeo EVO2	Filippo Fant	ITA	DIVISIO	2	13	8	1:36.304	0.625	0.625	157.9
3	106	POLLINI RACING	ITA	Lamborghini Super Trofeo EVO	Gioele Pollini	ITA	DIVISIO	3	10	6	1:36.733	1.054	0.429	157.2
4	12	MRNC12 RACING TEAM	ITA	Ferrari 296 Challenge	Giammarco Marzialetti	ITA	DIVISIO	4	14	5	1:36.965	1.286	0.232	156.8
5	2	GIUST PREPARAZIONI	ITA	Lamborghini Huracan GT3	Mirko Zanardini	ITA	DIVISIO	1	14	3	1:37.101	1.422	0.136	156.6
6	106	POLLINI RACING	ITA	Lamborghini Super Trofeo EVO	Matteo Pollini	ITA	DIVISIO	5	14	2	1:37.130	1.451	0.029	156.6
7	88	REPARTO CORSE RAM	ITA	Ferrari 296 Challenge	Giulio Bacco	ITA	DIVISIO	6	10	6	1:37.226	1.547	0.096	156.4
8	4	REPARTO CORSE RAM	ITA	Ferrari 488 Challenge Evo	Pablo Benites	ARG	DIVISIO	1	14	5	1:37.412	1.733	0.186	156.1
9	252	XMOTORS	ITA	Lamborghini Super Trofeo EVO2	Alberto Frisoni	ITA	DIVISIO	7	11	10	1:39.317	3.638	1.905	153.1
10	4	REPARTO CORSE RAM	ITA	Ferrari 488 Challenge Evo	Oscar Lien Bitar Benitez	PRY	DIVISIO	2	10	3	1:39.884	4.205	0.567	152.3
11	12	MRNC12 RACING TEAM	ITA	Ferrari 296 Challenge	Gerardo Marino	ITA	DIVISIO	8	10	2	1:39.889	4.210	0.005	152.3
12	2	GIUST PREPARAZIONI	ITA	Lamborghini Huracan GT3	Giuseppe Ghezzi	ITA	DIVISIO	2	2	2	1:40.424	4.745	0.535	151.4
13	32	ASR	ITA	Lamborghini Super Trofeo EVO2	Beatovic Alex	SRB	DIVISIO	9	23	16	1:42.338	6.659	1.914	148.6
14	28	PB RACING	ITA	Lotus Emira Cup	Bitar Meacci	ITA	DIVISIO	1	9	4	1:44.309	8.630	1.971	145.8
15	54	PB RACING	ITA	Lotus Emira Cup	Suellio Almeida	CAN	DIVISIO	2	10	9	1:45.507	9.828	1.198	144.1
16	56	V-Action	ITA	Lotus Emira Cup	Francesco Malvestiti	ITA	DIVISIO	3	11	7	1:46.009	10.330	0.502	143.5
17	39	ACME SPEEDWORKS	ITA	Lotus Emira Cup	Robert Krayevsky	USA	DIVISIO	4	12	10	1:46.134	10.455	0.125	143.3
18	39	ACME SPEEDWORKS	ITA	Lotus Emira Cup	Luigi Maselli	ITA	DIVISIO	5	8	7	1:46.180	10.501	0.046	143.2
19	17	PB RACING	ITA	Lotus Emira Cup	Maurizio Accarino	ITA	DIVISIO	6	10	4	1:46.343	10.664	0.163	143.0
20	76	CENTRI PORSCHE TICINO	ITA	Porsche Cayman GT4 718 RS Clubsport	Ivan Rostovskiy	CHE	DIVISIO	7	20	4	1:46.696	11.017	0.353	142.5
21	54	PB RACING	ITA	Lotus Emira Cup	Alberto Naska	ITA	DIVISIO	8	10	3	1:47.094	11.415	0.398	142.0
22	28	PB RACING	ITA	Lotus Emira Cup	Luca Zambello	ITA	DIVISIO	9	10	7	1:47.143	11.464	0.049	141.9
23	87	PB RACING	ITA	Lotus Emira Cup	Andrea Carpenzano	ITA	DIVISIO	10	11	4	1:48.165	12.486	1.022	140.6
24	87	PB RACING	ITA	Lotus Emira Cup	Giovanni Grasso	ITA	DIVISIO	11	9	8	1:50.226	14.547	2.061	138.0
25	17	PB RACING	ITA	Lotus Emira Cup	Luigi Foresti	ITA	DIVISIO	12	9	3	1:50.726	15.047	0.500	137.3
26	56	V-Action	ITA	Lotus Emira Cup	Miran Grcic	ITA	DIVISIO	13	9	3	1:56.403	20.724	5.677	130.6





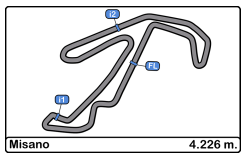
Misano
SuperSport GT
Race - 1
Distance and Speed Average



Misano 4.226 m.

Cls	N°	Entrant/Team	Nat	Driver 1	Nat	Driver 2	Nat	Vehicle	Cat	Cls	Laps	Distance	Total Time	Km/h
1	88	REPARTO CORSE RAM	ITA	<u>Giorgio Bacco</u>	ITA	Giulio Bacco	ITA	Ferrari 296 Challenge	DIVISIO	1	24	101.42	41:01.636	148.3
2	106	POLLINI RACING	ITA	<u>Matteo Pollini</u>	ITA	Gioele Pollini	ITA	Lamborghini Super Trofeo EVO	DIVISIO	2	24	101.42	41:05.066	148.1
3	12	MRNC12 RACING TEAM	ITA	<u>Giammarco Marzialetti</u>	ITA	Gerardo Marino	ITA	Ferrari 296 Challenge	DIVISIO	3	24	101.42	41:57.187	145.0
4	4	REPARTO CORSE RAM	ITA	<u>Pablo Benites</u>	ARG	Oscar Lien Bitar Benitez	PRY	Ferrari 488 Challenge Evo	DIVISIO	1	24	101.42	42:00.659	144.8
5	252	XMOTORS	ITA	<u>Filippo Fant</u>	ITA	Alberto Frisoni	ITA	Lamborghini Super Trofeo EVO2	DIVISIO	4	24	101.42	42:04.009	144.6
6	32	ASR	ITA	Alex Beatovic	SRB			Lamborghini Super Trofeo EVO2	DIVISIO	5	23	97.19	42:14.330	138.0
7	54	PB RACING	ITA	<u>Alberto Naska</u>	ITA	Suellio Almeida	CAN	Lotus Emira Cup	DIVISIO	1	20	84.52	41:29.167	122.2
8	39	ACME SPEEDWORKS	ITA	<u>Robert Krayevsky</u>	USA	Luigi Maselli	ITA	Lotus Emira Cup	DIVISIO	2	20	84.52	41:31.416	122.1
9	76	CENTRI PORSCHE TICINO	ITA	Ivan Rostovskiy	CHE			Porsche Cayman GT4 718 RS Clu	DIVISIO	3	20	84.52	42:22.716	119.6
10	87	PB RACING	ITA	<u>Andrea Carpenzano</u>	ITA	Giovanni Grasso	ITA	Lotus Emira Cup	DIVISIO	4	20	84.52	42:35.815	119.0
11	56	V-Action	ITA	<u>Francesco Malvestiti</u>	ITA	Miran Grcic	ITA	Lotus Emira Cup	DIVISIO	5	20	84.52	43:31.104	116.5
12	17	PB RACING	ITA	<u>Maurizio Accarino</u>	ITA	Luigi Foresti	ITA	Lotus Emira Cup	DIVISIO	6	19	80.29	41:08.192	117.1
13	28	PB RACING	ITA	<u>Luca Zambello</u>	ITA	Bitar Meacci	ITA	Lotus Emira Cup	DIVISIO	7	19	80.29	41:11.683	116.9
Not classified: (Requirements: 75% of number laps of leader = 18 Laps)														
	2	GIUST PREPARAZIONI	ITA	<u>Mirko Zanardini</u>	ITA	Giuseppe Ghezzi	ITA	Lamborghini Huracan GT3	DIVISIO	1	16	67.61	28:29.523	142.3
	6	GIUST PREPARAZIONI	ITA	<u>Giovanni Brentan</u>	ITA	Bruno Jarach	ITA	Lamborghini Huracan GT3	DIVISIO	2				





Misano
SuperSport GT
Race - 1
Lap Analysis



2 Mirko Zanardini Lamborghini Huracan GT3 **12** Giammarco Marzialetti Ferrari 296 Challenge
 DIVISIONE Giuseppe Ghezzi GIUST PREPARAZIONI DIVISIONE Gerardo Marino MRNC12 RACING TEAM

Lap	D	Time	Sector 1	Sector 2	Sector 3	T. Spd	Elapsed	Lap	D	Time	Sector 1	Sector 2	Sector 3	T. Spd	Elapsed
1	1	1:56.162	41.269	38.464	36.429	221.7	1:56.162	1	1	1:43.712	31.287	37.300	35.125	221.7	1:43.712
2	1	1:39.553	27.402	36.864	35.287	222.2	3:35.715	2	1	1:37.315	26.091	36.559	34.665	222.6	3:21.027
3	1	1:37.101	26.034	36.167	34.900	224.0	5:12.816	3	1	1:36.985	25.850	36.361	34.774	223.1	4:58.012
4	1	1:37.591	25.812	36.537	35.242	223.1	6:50.407	4	1	1:36.979	25.619	36.540	34.820	221.7	6:34.991
5	1	1:37.378	25.795	36.591	34.992	223.1	8:27.785	5	1	1:36.965	25.805	36.500	34.660	222.2	8:11.956
6	1	1:37.372	26.061	36.483	34.828	223.1	10:05.157	6	1	1:38.152	26.060	36.764	35.328	220.8	9:50.108
7	1	1:37.252	25.878	36.290	35.084	222.6	11:42.409	7	1	1:37.935	26.266	36.578	35.091	221.3	11:28.043
8	1	1:37.265	26.132	36.316	34.817	223.1	13:19.674	8	1	1:37.580	25.903	36.410	35.267	221.7	13:05.623
9	1	1:37.512	25.985	36.329	35.198	223.6	14:57.186	9	1	1:37.263	25.924	36.422	34.917	221.7	14:42.886
10	1	1:37.883	26.381	36.461	35.041	223.1	16:35.069	10	1	1:38.480	26.399	36.977	35.104	222.2	16:21.366
11	1	1:38.279	26.332	36.778	35.169	223.1	18:13.348	11	1	1:37.600	26.000	36.769	34.831	222.6	17:58.966
12	1	1:38.804	26.394	36.653	35.757	224.5	19:52.152	12	1	3:26.809 P	26.117	36.628	2:24.064	222.6	21:25.775
13	1	3:19.489 P	26.813	38.342	2:14.334	178.2	23:11.641	13	1	1:59.597	43.608	38.068	37.921	219.5	23:25.372
14	1	1:57.731	43.280	37.737	36.714	221.3	25:09.372	14	1	1:40.807	27.013	37.141	36.653	221.7	25:06.179
15	2	1:39.727	26.640	36.990	36.097	222.6	26:49.099	15	2	1:39.902	26.304	37.382	36.216	220.8	26:46.081
16	2	1:40.424	26.534	37.072	36.818	222.6	28:29.523	16	2	1:39.889	26.289	37.184	36.416	221.3	28:25.970
17	2		26.623	37.763		183.3		17	2	1:40.264	26.624	37.573	36.067	221.3	30:06.234

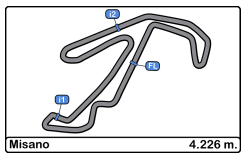
4 Pablo Benites Ferrari 488 Challenge Evo
 DIVISIONE Oscar Lien Bitar Benitez REPARTO CORSE RAM

Lap	D	Time	Sector 1	Sector 2	Sector 3	T. Spd	Elapsed	Lap	D	Time	Sector 1	Sector 2	Sector 3	T. Spd	Elapsed
1	1	1:46.532	32.786	38.649	35.097	216.8	1:46.532	18	2	1:40.204	26.488	37.258	36.458	222.6	31:46.438
2	1	1:37.718	25.944	36.868	34.906	216.8	3:24.250	19	2	1:41.409	27.499	37.645	36.265	222.2	33:27.847
3	1	1:37.545	26.034	36.662	34.849	216.8	5:01.795	20	2	1:41.896	26.711	37.609	37.576	223.1	35:09.743
4	1	1:37.694	25.954	36.783	34.957	216.8	6:39.489	21	2	1:42.810	27.232	38.527	37.051	221.7	36:52.553
5	1	1:37.412	25.886	36.720	34.806	216.4	8:16.901	22	2	1:41.116	27.212	37.463	36.441	222.6	38:33.669
6	1	1:37.745	25.987	36.648	35.110	215.5	9:54.646	23	2	1:41.858	27.069	37.814	36.975	222.2	40:15.527
7	1	1:37.815	26.160	36.716	34.939	216.0	11:32.461	24	2	1:41.660	26.906	37.746	37.008	223.6	41:57.187
8	1	1:38.565	26.280	36.916	35.369	215.5	13:11.026								
9	1	1:37.975	26.110	36.725	35.140	215.5	14:49.001								
10	1	1:39.083	26.454	36.948	35.681	215.5	16:28.084								
11	1	1:39.767	27.452	37.017	35.298	215.1	18:07.851								
12	1	1:38.601	26.160	37.201	35.240	214.7	19:46.452								
13	1	3:23.394 P	26.319	37.229	2:19.846	215.1	23:09.846								
14	1	1:58.155	44.262	37.853	36.040	214.2	25:08.001								
15	2	1:40.518	26.810	37.747	35.961	214.7	26:48.519								
16	2	1:40.068	26.525	37.465	36.078	215.5	28:28.587								
17	2	1:39.884	26.390	37.272	36.222	216.0	30:08.471								
18	2	1:40.252	26.612	37.469	36.171	216.0	31:48.723								
19	2	1:43.548	26.888	38.035	38.625	216.0	33:32.271								
20	2	1:42.125	27.128	37.932	37.065	215.1	35:14.396								
21	2	1:42.308	26.648	38.386	37.274	214.7	36:56.704								
22	2	1:43.538	28.391	38.939	36.208	215.5	38:40.242								
23	2	1:40.374	26.841	37.576	35.957	216.4	40:20.616								
24	2	1:40.043	26.523	37.407	36.113	216.4	42:00.659								

17 Maurizio Accarino Lotus Emira Cup
 DIVISIONE Luigi Foresti PB RACING

Lap	D	Time	Sector 1	Sector 2	Sector 3	T. Spd	Elapsed
1	1	2:05.024	36.813	49.256	38.955	198.1	2:05.024
2	1	1:48.806	28.565	41.236	39.005	195.2	3:53.830
3	1	1:47.622	28.778	40.464	38.380	196.3	5:41.452
4	1	1:46.343	28.103	39.969	38.271	194.5	7:27.795
5	1	1:49.243	29.763	40.981	38.499	194.5	9:17.038
6	1	1:46.703	28.072	40.534	38.097	193.8	11:03.741
7	1	1:47.751	27.977	40.765	39.009	195.2	12:51.492
8	1	1:48.111	28.682	40.956	38.473	193.5	14:39.603
9	1	1:47.906	28.042	41.094	38.770	191.8	16:27.509
10	1	2:14.502 P	30.048	40.510	1:03.944	193.5	18:42.011
11	2	7:06.653	5:44.915	40.900	40.838	193.2	25:48.664
12	2	1:52.270	28.855	42.457	40.958	193.2	27:40.934
13	2	1:50.726	29.272	40.742	40.712	193.2	29:31.660
14	2	1:54.361	28.482	42.806	43.073	191.1	31:26.021
15	2	1:52.944	29.197	40.806	42.941	192.5	33:18.965
16	2	2:04.246	29.800	47.317	47.129	154.0	35:23.211
17	2	1:52.508	30.043	41.907	40.558	188.1	37:15.719
18	2	2:00.162	28.805	50.516	40.841	192.8	39:15.881
19	2	1:52.311	29.175	41.937	41.199	192.8	41:08.192





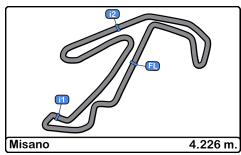
Misano
SuperSport GT
Race - 1
Lap Analysis



28 Luca Zambello Lotus Emira Cup							39 Robert Krayevsky Lotus Emira Cup								
DIVISIONE Bitar Meacci PB RACING							DIVISIONE Luigi Maselli ACME SPEEDWORKS								
Lap	D	Time	Sector 1	Sector 2	Sector 3	T. Spd	Elapsed	Lap	D	Time	Sector 1	Sector 2	Sector 3	T. Spd	Elapsed
1	1	2:02.487	38.194	43.875	40.418	198.8	2:02.487	1	1	1:57.812	37.373	41.497	38.942	201.1	1:57.812
2	1	1:48.583	28.826	40.649	39.108	198.1	3:51.070	2	1	1:48.181	28.566	40.740	38.875	198.8	3:45.993
3	1	1:48.079	28.461	40.557	39.061	196.7	5:39.149	3	1	1:47.485	28.403	40.619	38.463	198.8	5:33.478
4	1	1:47.914	28.144	40.109	39.661	197.8	7:27.063	4	1	1:47.127	28.210	40.621	38.296	196.7	7:20.605
5	1	1:51.127	30.214	41.686	39.227	198.1	9:18.190	5	1	1:46.906	27.972	40.628	38.306	198.1	9:07.511
6	1	1:47.623	27.983	40.538	39.102	197.4	11:05.813	6	1	1:46.640	28.123	40.353	38.164	197.4	10:54.151
7	1	1:47.143	28.041	40.017	39.085	197.8	12:52.956	7	1	1:47.237	28.353	40.456	38.428	197.8	12:41.388
8	1	1:48.800	28.041	40.904	39.855	198.1	14:41.756	8	1	1:46.532	28.137	40.153	38.242	199.2	14:27.920
9	1	2:59.422	1:31.893	43.493	44.036	179.1	17:41.178	9	1	1:48.649	28.052	40.857	39.740	198.5	16:16.569
10	1	7:15.578 P	31.063	42.775	6:01.740	193.5	24:56.756	10	1	1:46.134	28.025	40.043	38.066	199.6	18:02.703
11	2	2:04.446	46.537	40.143	37.766	198.1	27:01.202	11	1	1:47.665	28.653	41.004	38.008	198.8	19:50.368
12	2	1:44.628	27.578	39.456	37.594	196.0	28:45.830	12	1	1:47.053	28.088	40.519	38.446	199.6	21:37.421
13	2	1:44.553	27.521	39.375	37.657	197.0	30:30.383	13	2	7:00.416 P	28.520	40.590	5:51.306	200.7	28:37.837
14	2	1:44.309	27.365	39.423	37.521	196.0	32:14.692	14	2	2:09.601	50.289	40.803	38.509	197.4	30:47.438
15	2	1:44.713	27.609	39.358	37.746	196.7	33:59.405	15	2	1:47.420	28.591	40.528	38.301	196.0	32:34.858
16	2	1:44.907	27.524	39.541	37.842	196.3	35:44.312	16	2	1:46.919	28.238	40.369	38.312	198.1	34:21.777
17	2	1:50.464	27.541	39.464	43.459	198.1	37:34.776	17	2	1:46.653	28.094	40.238	38.321	197.8	36:08.430
18	2	1:49.441	28.888	41.171	39.382	198.5	39:24.217	18	2	1:46.449	27.858	40.207	38.384	198.1	37:54.879
19	2	1:47.466	28.187	39.599	39.680	197.4	41:11.683	19	2	1:46.180	27.950	40.091	38.139	198.5	39:41.059
								20	2	1:50.357	28.013	44.276	38.068	200.0	41:31.416

32 Alex Beatovic Lamborghini Super Trofeo EVO2							54 Alberto Naska Lotus Emira Cup								
DIVISIONE ASR							DIVISIONE Suellio Almeida PB RACING								
Lap	D	Time	Sector 1	Sector 2	Sector 3	T. Spd	Elapsed	Lap	D	Time	Sector 1	Sector 2	Sector 3	T. Spd	Elapsed
1		1:55.954	36.074	40.267	39.613	217.3	1:55.954	1	1	1:54.212	34.568	41.032	38.612	193.5	1:54.212
2		1:47.976	29.022	39.376	39.578	220.4	3:43.930	2	1	1:47.411	28.269	40.830	38.312	193.2	3:41.623
3		1:46.601	28.499	39.092	39.010	218.6	5:30.531	3	1	1:47.094	27.975	40.515	38.604	191.4	5:28.717
4		1:46.719	28.355	39.561	38.803	220.4	7:17.250	4	1	1:47.524	28.346	40.649	38.529	191.4	7:16.241
5		1:43.959	28.063	38.444	37.452	219.5	9:01.209	5	1	1:48.974	28.145	41.386	39.443	192.1	9:05.215
6		1:43.882	27.448	38.710	37.724	220.4	10:45.091	6	1	1:47.703	28.342	40.619	38.742	191.4	10:52.918
7		1:43.877	27.782	38.454	37.641	220.4	12:28.968	7	1	1:47.121	28.017	40.726	38.378	191.8	12:40.039
8		1:44.168	27.788	38.739	37.641	221.3	14:13.136	8	1	1:47.448	28.253	40.661	38.534	192.5	14:27.487
9		1:45.155	27.851	39.054	38.250	222.2	15:58.291	9	1	1:49.537	27.955	40.975	40.607	191.8	16:17.024
10		1:45.745	28.327	39.040	38.378	220.4	17:44.036	10	1	7:01.871 P	28.243	40.659	5:52.969	192.8	23:18.895
12		3:20.497 P	27.520	38.470	2:14.507	223.1	22:50.210	11	2	2:12.820	50.599	42.163	40.058	194.2	25:31.715
13		2:01.891	44.071	39.968	37.852	217.7	24:52.101	12	2	1:46.621	28.514	39.919	38.188	194.2	27:18.336
14		1:44.444	27.969	38.691	37.784	223.6	26:36.545	13	2	1:47.703	27.713	40.107	39.883	193.8	29:06.039
15		1:43.825	27.706	38.509	37.610	220.4	28:20.370	14	2	1:45.867	27.878	40.014	37.975	194.2	30:51.906
16		1:42.338	27.507	38.189	36.642	223.1	30:02.708	15	2	1:45.922	27.716	40.160	38.046	193.5	32:37.828
17		1:43.254	27.559	38.306	37.389	219.9	31:45.962	16	2	1:45.968	27.788	40.219	37.961	194.2	34:23.796
18		1:45.809	28.645	38.595	38.569	219.0	33:31.771	17	2	1:46.678	28.062	40.071	38.545	194.5	36:10.474
19		1:45.730	27.203	39.393	39.134	219.5	35:17.501	18	2	1:46.971	27.816	40.707	38.448	194.5	37:57.445
20		1:43.920	27.472	37.924	38.524	223.1	37:01.421	19	2	1:45.507	27.667	39.919	37.921	193.5	39:42.952
21		1:45.025	28.084	38.227	38.714	220.8	38:46.446	20	2	1:46.215	27.634	40.109	38.472	193.8	41:29.167
22		1:44.653	27.895	39.195	37.563	224.0	40:31.099								
23		1:43.231	27.529	38.378	37.324	224.0	42:14.330								





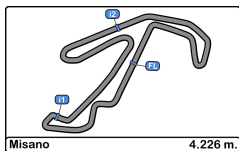
Misano
SuperSport GT
Race - 1
Lap Analysis



56 Francesco Malvestiti Lotus Emira Cup							87 Andrea Carpenzano Lotus Emira Cup								
DIVISIONE Miran Grcic			V-Action				DIVISIONE Giovanni Grasso			PB RACING					
Lap	D	Time	Sector 1	Sector 2	Sector 3	T. Spd	Elapsed	Lap	D	Time	Sector 1	Sector 2	Sector 3	T. Spd	Elapsed
1	1	1:54.652	35.240	40.667	38.745	196.3	1:54.652	1	1	1:59.523	37.701	42.596	39.226	193.5	1:59.523
2	1	1:47.568	28.147	40.703	38.718	195.2	3:42.220	2	1	1:48.669	28.423	41.269	38.977	191.1	3:48.192
3	1	1:47.077	28.085	40.515	38.477	192.5	5:29.297	3	1	1:48.497	28.219	41.156	39.122	188.1	5:36.689
4	1	1:48.817	28.250	40.794	39.773	188.8	7:18.114	4	1	1:48.165	27.967	41.202	38.996	191.1	7:24.854
5	1	1:46.619	28.097	40.169	38.353	193.2	9:04.733	5	1	1:48.306	28.345	40.708	39.253	191.8	9:13.160
6	1	1:46.437	27.871	40.300	38.266	192.5	10:51.170	6	1	1:48.260	28.108	40.882	39.270	192.8	11:01.420
7	1	1:46.009	27.704	40.178	38.127	193.5	12:37.179	7	1	1:49.770	28.218	41.454	40.098	188.8	12:51.190
8	1	1:46.277	27.878	40.062	38.337	192.8	14:23.456	8	1	1:49.261	28.233	41.862	39.166	191.1	14:40.451
9	1	1:46.147	27.594	40.307	38.246	191.8	16:09.603	9	1	1:49.659	27.985	41.541	40.133	191.1	16:30.110
10	1	1:47.070	28.564	40.344	38.162	193.2	17:56.673	10	1	1:51.273	28.310	41.116	41.847	193.5	18:21.383
11	1	1:47.316	27.744	40.795	38.777	192.8	19:43.989	11	1	2:10.717 P	29.101	41.271	1:00.345	192.5	20:32.100
12	2	7:05.101 P	27.952	40.316	5:56.833	192.8	26:49.090	12	2	7:08.772	5:44.537	42.927	41.308	191.8	27:40.872
13	2	2:18.203	48.794	44.704	44.705	190.4	29:07.293	13	2	1:51.976	29.756	42.006	40.214	192.5	29:32.848
14	2	1:56.403	30.021	42.658	43.724	191.4	31:03.696	14	2	1:51.792	29.219	41.588	40.985	192.5	31:24.640
15	2	1:59.681	30.867	44.283	44.531	194.5	33:03.377	15	2	1:50.836	28.658	41.793	40.385	190.8	33:15.476
16	2	1:58.725	31.277	43.757	43.691	190.8	35:02.102	16	2	1:51.573	28.599	41.705	41.269	191.8	35:07.049
17	2	2:03.474	31.957	45.029	46.488	184.6	37:05.576	17	2	1:53.943	29.522	43.215	41.206	193.5	37:00.992
18	2	1:58.461	31.292	43.379	43.790	187.5	39:04.037	18	2	1:52.451	30.617	42.144	39.690	191.4	38:53.443
19	2	1:57.030	31.223	42.602	43.205	193.5	41:01.067	19	2	1:50.226	28.493	41.882	39.851	191.1	40:43.669
20	2	2:30.037	34.333	56.397	59.307	143.8	43:31.104	20	2	1:52.146	29.267	41.950	40.929	193.2	42:35.815

76 Ivan Rostovskiy Porsche Cayman GT4 718 RS Clubsport							88 Giorgio Bacco Ferrari 296 Challenge								
DIVISIONE			CENTRI PORSCHE TICINO				DIVISIONE Giulio Bacco			REPARTO CORSE RAM					
Lap	D	Time	Sector 1	Sector 2	Sector 3	T. Spd	Elapsed	Lap	D	Time	Sector 1	Sector 2	Sector 3	T. Spd	Elapsed
1		2:04.126	39.403	43.582	41.141	198.1	2:04.126	1	1	1:42.326	30.694	36.665	34.967	224.0	1:42.326
2		1:49.426	29.082	41.350	38.994	200.7	3:53.552	2	1	1:36.630	25.624	36.169	34.837	226.8	3:18.956
3		1:47.215	28.668	39.877	38.670	203.0	5:40.767	3	1	1:36.452	25.826	35.878	34.748	226.4	4:55.408
4		1:46.696	28.197	39.511	38.988	202.6	7:27.463	4	1	1:36.216	25.783	35.951	34.482	225.4	6:31.624
5		1:47.630	29.408	39.910	38.312	203.0	9:15.093	5	1	1:35.679	25.541	35.796	34.342	225.9	8:07.303
6		1:48.139	27.917	40.815	39.407	189.1	11:03.232	6	1	1:36.046	25.637	35.923	34.486	225.9	9:43.349
7		1:46.976	27.860	40.160	38.956	202.2	12:50.208	7	1	1:36.014	25.639	35.679	34.696	225.4	11:19.363
8		1:47.309	28.197	40.975	38.137	202.2	14:37.517	8	1	1:36.186	25.634	35.806	34.746	226.4	12:55.549
9		1:49.494	28.773	41.546	39.175	202.6	16:27.011	9	1	1:37.144	25.873	36.411	34.860	221.7	14:32.693
10		7:15.837 P	30.305	41.157	6:04.375	196.7	23:42.848	10	1	1:38.323	25.812	37.804	34.707	225.4	16:11.016
11		2:08.488	49.825	40.013	38.650	202.6	25:51.336	11	1	1:36.654	26.069	35.907	34.678	227.3	17:47.670
12		1:50.561	29.003	40.920	40.638	203.3	27:41.897	12	1	1:37.252	25.862	36.508	34.882	225.4	19:24.922
13		1:49.096	29.408	39.995	39.693	202.6	29:30.993	13	1	1:36.673	25.800	35.997	34.876	225.9	21:01.595
14		1:55.604	34.269	41.837	39.498	201.4	31:26.597	14	1	3:21.465 P	25.920	36.201	2:19.344	227.8	24:23.060
15		1:51.013	29.444	40.297	41.272	201.1	33:17.610	15	2	1:55.623	42.997	36.891	35.735	225.0	26:18.683
16		1:48.830	28.515	39.910	40.405	203.7	35:06.440	16	2	1:38.071	25.890	36.590	35.591	225.9	27:56.754
17		1:48.702	28.422	41.921	38.359	203.0	36:55.142	17	2	1:37.673	25.880	36.416	35.377	225.9	29:34.427
18		1:50.258	29.625	41.523	39.110	201.1	38:45.400	18	2	1:38.849	26.797	36.621	35.431	226.4	31:13.276
19		1:49.197	28.817	41.489	38.891	203.7	40:34.597	19	2	1:37.575	25.754	36.488	35.333	228.3	32:50.851
20		1:48.119	29.315	39.781	39.023	201.8	42:22.716	20	2	1:37.226	25.934	36.182	35.110	225.0	34:28.077
								21	2	1:38.035	25.897	36.453	35.685	227.8	36:06.112
								22	2	1:37.959	25.885	36.270	35.804	226.4	37:44.071
								23	2	1:38.505	26.023	36.362	36.120	225.4	39:22.576
								24	2	1:39.060	25.843	37.806	35.411	225.4	41:01.636





Misano
SuperSport GT
Race - 1
Lap Analysis

SUPERSPORT SERIES GT

106

Matteo Pollini

Lamborghini Super Trofeo EVO

DIVISIONE

Gioele Pollini

POLLINI RACING

Lap	D	Time	Sector 1	Sector 2	Sector 3	T. Spd	Elapsed
1	1	1:46.120	33.428	37.495	35.197	220.4	1:46.120
2	1	1:37.130	25.747	36.554	34.829	221.3	3:23.250
3	1	1:37.262	25.928	36.351	34.983	221.3	5:00.512
4	1	1:37.559	25.822	36.583	35.154	220.8	6:38.071
5	1	1:37.265	26.020	36.323	34.922	220.4	8:15.336
6	1	1:37.531	25.973	36.394	35.164	220.8	9:52.867
7	1	1:37.546	26.009	36.568	34.969	221.7	11:30.413
8	1	1:37.685	25.968	36.601	35.116	221.7	13:08.098
9	1	1:37.464	25.881	36.597	34.986	221.3	14:45.562
10	1	1:38.760	26.095	36.855	35.810	221.7	16:24.322
11	1	1:38.787	26.201	36.636	35.950	222.2	18:03.109
12	1	1:50.360 P	26.327	36.579	47.454	223.6	19:53.469
13	1	3:14.713	2:02.434	36.891	35.388	223.1	23:08.182
14	1	1:38.250	26.579	36.811	34.860	224.0	24:46.432
15	2	1:38.052	26.509	36.654	34.889	224.0	26:24.484
16	2	1:37.714	26.060	36.496	35.158	224.5	28:02.198
17	2	1:37.266	26.169	36.261	34.836	225.0	29:39.464
18	2	1:39.021	26.114	37.727	35.180	223.6	31:18.485
19	2	1:37.218	26.024	36.139	35.055	225.4	32:55.703
20	2	1:36.733	26.004	36.169	34.560	225.0	34:32.436
21	2	1:37.469	26.052	36.262	35.155	225.0	36:09.905
22	2	1:37.989	26.856	36.394	34.739	225.0	37:47.894
23	2	1:37.301	26.228	36.265	34.808	224.5	39:25.195
24	2	1:39.871	26.460	36.623	36.788	226.4	41:05.066

252

Filippo Fant

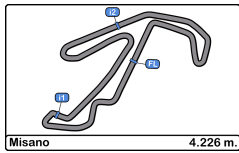
Lamborghini Super Trofeo EVO

DIVISIONE

Alberto Frisoni

XMOTORS

Lap	D	Time	Sector 1	Sector 2	Sector 3	T. Spd	Elapsed
1	1	1:43.891	32.249	36.751	34.891	225.4	1:43.891
2	1	1:37.368	26.453	36.167	34.748	225.9	3:21.259
3	1	1:36.960	25.917	36.202	34.841	226.8	4:58.219
4	1	1:47.535 P	25.885	36.366	45.284	225.9	6:45.754
5	1	1:53.405	42.968	36.103	34.334	224.0	8:39.159
6	1	1:36.678	25.797	36.282	34.599	224.5	10:15.837
7	1	1:36.350	25.599	36.210	34.541	224.5	11:52.187
8	1	1:36.304	25.745	36.034	34.525	225.4	13:28.491
9	1	1:37.725	25.942	36.308	35.475	225.0	15:06.216
10	1	1:37.386	26.212	36.271	34.903	225.4	16:43.602
11	1	1:37.240	26.005	36.116	35.119	225.9	18:20.842
12	1	1:37.379	26.091	36.271	35.017	225.9	19:58.221
13	1	1:49.722 P	26.049	36.590	47.083	225.4	21:47.943
14	2	3:26.858	2:10.787	37.709	38.362	225.0	25:14.801
15	2	1:43.478	27.326	37.822	38.330	220.4	26:58.279
16	2	1:40.891	27.066	37.387	36.438	225.4	28:39.170
17	2	1:40.307	27.130	37.390	35.787	225.0	30:19.477
18	2	1:39.806	26.928	37.201	35.677	225.4	31:59.283
19	2	1:39.747	26.667	37.331	35.749	225.4	33:39.030
20	2	1:41.343	26.915	37.157	37.271	226.4	35:20.373
21	2	1:41.197	26.935	37.314	36.948	226.8	37:01.570
22	2	1:43.607	28.591	37.765	37.251	226.4	38:45.177
23	2	1:39.317	26.607	37.250	35.460	226.8	40:24.494
24	2	1:39.515	26.554	37.037	35.924	226.4	42:04.009



Misano
SuperSport GT
Race - 1



Analysis by Lap

Num	Lap Time	Gap
Lap 1		
88	1:42.326	
12	1:43.712	01.386
252	1:43.891	01.565
106	1:46.120	03.794
4	1:46.532	04.206
54	1:54.212	11.886
56	1:54.652	12.326
32	1:55.954	13.628
2	1:56.162	13.836
39	1:57.812	15.486
87	1:59.523	17.197
28	2:02.487	20.161
76	2:04.126	21.800
17	2:05.024	22.698
Num	Lap Time	Gap
Lap 2		
88	1:36.630	
12	1:37.315	02.071
252	1:37.368	02.303
106	1:37.130	04.294
4	1:37.718	05.294
2	1:39.553	16.759
54	1:47.411	22.667
56	1:47.568	23.264
32	1:47.976	24.974
39	1:48.181	27.037
87	1:48.669	29.236
28	1:48.583	32.114
76	1:49.426	34.596
17	1:48.806	34.874
Num	Lap Time	Gap
Lap 3		
88	1:36.452	
12	1:36.985	02.604
252	1:36.960	02.811
106	1:37.262	05.104
4	1:37.545	06.387
2	1:37.101	17.408
54	1:47.094	33.309
56	1:47.077	33.889
32	1:46.601	35.123
39	1:47.485	38.070
87	1:48.497	41.281
28	1:48.079	43.741
76	1:47.215	45.359
17	1:47.622	46.044
Num	Lap Time	Gap
Lap 4		
88	1:36.216	
12	1:36.979	03.367
106	1:37.559	06.447
4	1:37.694	07.865
252	1:47.535	14.130
2	1:37.591	18.783
54	1:47.524	44.617

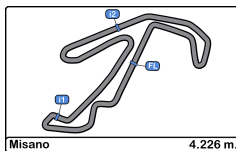
Num	Lap Time	Gap
32	1:46.719	45.626
56	1:48.817	46.490
39	1:47.127	48.981
87	1:48.165	53.230
28	1:47.914	55.439
76	1:46.696	55.839
17	1:46.343	56.171
Num	Lap Time	Gap
Lap 5		
88	1:35.679	
12	1:36.965	04.653
106	1:37.265	08.033
4	1:37.412	09.598
2	1:37.378	20.482
252	1:53.405	31.856
32	1:43.959	53.906
56	1:46.619	57.430
54	1:48.974	57.912
39	1:46.906	1:00.208
87	1:48.306	1:05.857
76	1:47.630	1:07.790
17	1:49.243	1:09.735
28	1:51.127	1:10.887
Num	Lap Time	Gap
Lap 6		
88	1:36.046	
12	1:38.152	06.759
106	1:37.531	09.518
4	1:37.745	11.297
2	1:37.372	21.808
252	1:36.678	32.488
32	1:43.882	1:01.742
56	1:46.437	1:07.821
54	1:47.703	1:09.569
39	1:46.640	1:10.802
87	1:48.260	1:18.071
76	1:48.139	1:19.883
17	1:46.703	1:20.392
28	1:47.623	1:22.464
Num	Lap Time	Gap
Lap 7		
88	1:36.014	
12	1:37.935	08.680
106	1:37.546	11.050
4	1:37.815	13.098
2	1:37.252	23.046
252	1:36.350	32.824
32	1:43.877	1:09.605
56	1:46.009	1:17.816
54	1:47.121	1:20.676
39	1:47.237	1:22.025
76	1:46.976	1:30.845
87	1:49.770	1:31.827
17	1:47.751	1:32.129
28	1:47.143	1:33.593

Num	Lap Time	Gap
Lap 8		
88	1:36.186	
12	1:37.580	10.074
106	1:37.685	12.549
4	1:38.565	15.477
2	1:37.265	24.125
252	1:36.304	32.942
32	1:44.168	1:17.587
56	1:46.277	1:27.907
54	1:47.448	1:31.938
39	1:46.532	1:32.371
Num	Lap Time	Gap
Lap 9		
88	1:37.144	
76	1:47.309	1 Lap
17	1:48.111	1 Lap
87	1:49.261	1 Lap
28	1:48.800	1 Lap
12	1:37.263	10.193
106	1:37.464	12.869
4	1:37.975	16.308
2	1:37.512	24.493
252	1:37.725	33.523
32	1:45.155	1:25.598
56	1:46.147	1:36.910
Num	Lap Time	Gap
Lap 10		
88	1:38.323	
39	1:48.649	1 Lap
54	1:49.537	1 Lap
12	1:38.480	10.350
106	1:38.760	13.306
76	1:49.494	1 Lap
17	1:47.906	1 Lap
4	1:39.083	17.068
87	1:49.659	1 Lap
2	1:37.883	24.053
252	1:37.386	32.586
28	2:59.422	1 Lap
32	1:45.745	1:33.020
Num	Lap Time	Gap
Lap 11		
88	1:36.654	
56	1:47.070	1 Lap
12	1:37.600	11.296
39	1:46.134	1 Lap
106	1:38.787	15.439
4	1:39.767	20.181
2	1:38.279	25.678
252	1:37.240	33.172
87	1:51.273	1 Lap
17	2:14.502	1 Lap
Num	Lap Time	Gap
Lap 12		
88	1:37.252	
32	1:45.677	1 Lap

Num	Lap Time	Gap
Lap 13		
56	1:47.316	1 Lap
4	1:38.601	21.530
39	1:47.665	1 Lap
2	1:38.804	27.230
106	1:50.360	28.547
252	1:37.379	33.299
87	2:10.717	1 Lap
Num	Lap Time	Gap
Lap 14		
88	1:36.673	
12	3:26.809	1 Lap
39	1:47.053	1 Lap
252	1:49.722	46.348
32	3:20.497	1 Lap
106	3:14.713	2:06.587
4	3:23.394	2:08.251
2	3:19.489	2:10.046
54	7:01.871	3 Laps
12	1:59.597	2:23.777
76	7:15.837	3 Laps
Num	Lap Time	Gap
Lap 15		
88	1:55.623	
106	1:38.052	05.801
32	1:44.444	1 Lap
12	1:39.902	27.398
4	1:40.518	29.836
56	7:05.101	3 Laps
2	1:39.727	30.416
252	1:43.478	39.596
28	2:04.446	4 Laps
54	1:46.621	3 Laps
87	7:08.772	3 Laps
17	1:52.270	3 Laps
76	1:50.561	3 Laps
Num	Lap Time	Gap
Lap 16		
88	1:38.071	
106	1:37.714	05.444
32	1:43.825	1 Lap
12	1:39.889	29.216
4	1:40.068	31.833
2	1:40.424	32.769

Num	Lap Time	Gap
Lap 17		
39	7:00.416	3 Laps
252	1:40.891	42.416
28	1:44.628	4 Laps
54	1:47.703	3 Laps
56	2:18.203	3 Laps
76	1:49.096	3 Laps
17	1:50.726	3 Laps
87	1:51.976	3 Laps
Num	Lap Time	Gap
Lap 18		
88	1:37.673	
106	1:37.266	05.037
32	1:42.338	1 Lap
12	1:40.264	31.807
4	1:39.884	34.044
252	1:40.307	45.050
28	1:44.553	4 Laps
39	2:09.601	3 Laps
54	1:45.867	3 Laps
56	1:56.403	3 Laps
Num	Lap Time	Gap
Lap 19		
88	1:38.849	
106	1:39.021	05.209
87	1:51.792	4 Laps
17	1:54.361	4 Laps
76	1:55.604	4 Laps
32	1:43.254	1 Lap
12	1:40.204	33.162
4	1:40.252	35.447
252	1:39.806	46.007
28	1:44.309	4 Laps
39	1:47.420	3 Laps
54	1:45.922	3 Laps
Num	Lap Time	Gap
Lap 20		
88	1:37.575	
106	1:37.218	04.852
56	1:59.681	4 Laps
87	1:50.836	4 Laps
76	1:51.013	4 Laps
17	1:52.944	4 Laps
12	1:41.409	36.996
32	1:45.809	1 Lap
4	1:43.548	41.420
252	1:39.747	48.179
28	1:44.713	4 Laps
39	1:46.919	3 Laps
54	1:45.968	3 Laps





Misano
SuperSport GT
Race - 1



Analysis by Lap

Num	Lap Time	Gap	Num	Lap Time	Gap
12	1:41.896	41.666	39	1:50.357	4 Laps
4	1:42.125	46.319	12	1:41.660	55.551
32	1:45.730	1 Lap	4	1:40.043	59.023
252	1:41.343	52.296	252	1:39.515	1:02.373
17	2:04.246	4 Laps	32	1:43.231	1 Lap
28	1:44.907	4 Laps	76	1:48.119	4 Laps
			87	1:52.146	4 Laps
			56	2:30.037	4 Laps

Lap 21

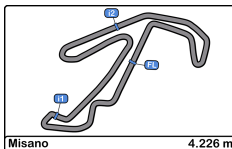
88	1:38.035	
39	1:46.653	4 Laps
106	1:37.469	03.793
54	1:46.678	4 Laps
12	1:42.810	46.441
76	1:48.702	4 Laps
4	1:42.308	50.592
87	1:53.943	4 Laps
32	1:43.920	1 Lap
252	1:41.197	55.458
56	2:03.474	4 Laps
17	1:52.508	4 Laps
28	1:50.464	4 Laps

Num	Lap Time	Gap
88	1:37.959	
106	1:37.989	03.823
39	1:46.449	4 Laps
54	1:46.971	4 Laps
12	1:41.116	49.598
4	1:43.538	56.171
252	1:43.607	1:01.106
76	1:50.258	4 Laps
32	1:45.025	1 Lap
87	1:52.451	4 Laps
56	1:58.461	4 Laps
17	2:00.162	4 Laps

Num	Lap Time	Gap
88	1:38.505	
28	1:49.441	5 Laps
106	1:37.301	02.619
39	1:46.180	4 Laps
54	1:45.507	4 Laps
12	1:41.858	52.951
4	1:40.374	58.040
252	1:39.317	1:01.918
32	1:44.653	1 Lap
76	1:49.197	4 Laps
87	1:50.226	4 Laps
56	1:57.030	4 Laps

Num	Lap Time	Gap
88	1:39.060	
106	1:39.871	03.430
17	1:52.311	5 Laps
28	1:47.466	5 Laps
54	1:46.215	4 Laps



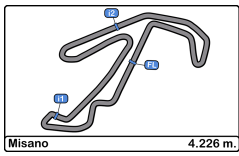


Misano
SuperSport GT
Race - 1
Best Sectors Results



Sector - 1		Sector - 2		Sector - 3		Ideal Lap vs Best Lap					
Clas	Nº Driver	Time	Nº Driver	Time	Nº Driver	Time	Clas	Nº Driver	Ideal Lap	Best Lap	Clas
1	88 Bacco - Bacco	25.541	88 Bacco - Bacco	35.679	252 Fant - Frisoni	34.334	1	88 Bacco - Bacco	1:35.562	1:35.679	1
2	252 Fant - Frisoni	25.599	252 Fant - Frisoni	36.034	88 Bacco - Bacco	34.342	2	252 Fant - Frisoni	1:35.967	1:36.304	2
3	12 Marzioletti - Marino	25.619	106 Pollini - Pollini	36.139	106 Pollini - Pollini	34.560	3	106 Pollini - Pollini	1:36.446	1:36.733	3
4	106 Pollini - Pollini	25.747	2 Zanardini - Ghezzi	36.167	12 Marzioletti - Marino	34.660	4	12 Marzioletti - Marino	1:36.640	1:36.965	4
5	2 Zanardini - Ghezzi	25.795	12 Marzioletti - Marino	36.361	4 Benites - Bitar Benitez	34.806	5	2 Zanardini - Ghezzi	1:36.779	1:37.101	5
6	4 Benites - Bitar Benitez	25.886	4 Benites - Bitar Benitez	36.648	2 Zanardini - Ghezzi	34.817	6	4 Benites - Bitar Benitez	1:37.340	1:37.412	6
7	32 Beatovic Alex	27.203	32 Beatovic Alex	37.924	32 Beatovic Alex	36.642	7	32 Beatovic Alex	1:41.769	1:42.338	7
8	28 Zambello - Meacci	27.365	28 Zambello - Meacci	39.358	28 Zambello - Meacci	37.521	8	28 Zambello - Meacci	1:44.244	1:44.309	8
9	56 Malvestiti - Grcic	27.594	76 Ivan Rostovskiy	39.511	54 Naska - Almeida	37.921	9	54 Naska - Almeida	1:45.474	1:45.507	9
10	54 Naska - Almeida	27.634	54 Naska - Almeida	39.919	39 Krayevsky - Maselli	38.008	10	76 Ivan Rostovskiy	1:45.508	1:46.696	13
11	39 Krayevsky - Maselli	27.858	17 Accarino - Foresti	39.969	17 Accarino - Foresti	38.097	11	56 Malvestiti - Grcic	1:45.783	1:46.009	10
12	76 Ivan Rostovskiy	27.860	39 Krayevsky - Maselli	40.043	56 Malvestiti - Grcic	38.127	12	39 Krayevsky - Maselli	1:45.909	1:46.134	11
13	87 Carpenzano - Grasso	27.967	56 Malvestiti - Grcic	40.062	76 Ivan Rostovskiy	38.137	13	17 Accarino - Foresti	1:46.043	1:46.343	12
14	17 Accarino - Foresti	27.977	87 Carpenzano - Grasso	40.708	87 Carpenzano - Grasso	38.977	14	87 Carpenzano - Grasso	1:47.652	1:48.165	14



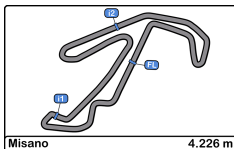


Misano
SuperSport GT
Race - 1
Leader Sequence



N°	Entrant/Team	Nat	Driver 1	Nat	Driver 2	Nat	Vehicle	Cat	Start Lap	End Lap	Laps	Total Laps
88	REPARTO CORSE RAM		Giorgio Bacco		Giulio Bacco		Ferrari 296 Challenge	DIVISIO	1	24	24	24





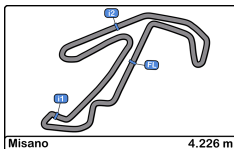
Misano
SuperSport GT
Race - 1
Best 5 Lap Times



Misano 4.226 m.

Cl	N° Entrant/Team	Nat	Driver 1	Nat	Driver 2	Nat	Vehicle	Cat	Cl	Best 1		Best 2		Best 3		Best 4		Best 5	
										Time	Lap	Time	Lap	Time	Lap	Time	Lap	Time	Lap
1	88 REPARTO CORSE RAM	ITA	Giorgio Bacco	ITA	Giulio Bacco	ITA	Ferrari 296 Challenge	DIVISIO	1	1:35.679	5	1:36.014	7	1:36.046	6	1:36.186	8	1:36.216	4
2	252 XMOTORS	ITA	Filippo Fant	ITA	Alberto Frisoni	ITA	Lamborghini Super Trofeo EVO2	DIVISIO	2	1:36.304	8	1:36.350	7	1:36.678	6	1:36.960	3	1:37.240	11
3	106 POLLINI RACING	ITA	Matteo Pollini	ITA	Gioele Pollini	ITA	Lamborghini Super Trofeo EVO	DIVISIO	3	1:36.733	20	1:37.130	2	1:37.218	19	1:37.262	3	1:37.265	5
4	12 MRNC12 RACING TEAM	ITA	Giammarco Marzialetti	ITA	Gerardo Marino	ITA	Ferrari 296 Challenge	DIVISIO	4	1:36.965	5	1:36.979	4	1:36.985	3	1:37.263	9	1:37.315	2
5	2 GIUST PREPARAZIONI	ITA	Mirko Zanardini	ITA	Giuseppe Ghezzi	ITA	Lamborghini Huracan GT3	DIVISIO	1	1:37.101	3	1:37.252	7	1:37.265	8	1:37.372	6	1:37.378	5
6	4 REPARTO CORSE RAM	ITA	Pablo Benites	ARG	Oscar Lien Bitar Benitez	URY	Ferrari 488 Challenge Evo	DIVISIO	1	1:37.412	5	1:37.545	3	1:37.694	4	1:37.718	2	1:37.745	6
7	32 ASR	ITA	Alex Beatovic	SRB			Lamborghini Super Trofeo EVO2	DIVISIO	5	1:42.338	16	1:43.231	23	1:43.254	17	1:43.825	15	1:43.877	7
8	28 PB RACING	ITA	Luca Zambello	ITA	Bitar Meacci	ITA	Lotus Emira Cup	DIVISIO	1	1:44.309	14	1:44.553	13	1:44.628	12	1:44.713	15	1:44.907	16
9	54 PB RACING	ITA	Alberto Naska	ITA	Suellio Almeida	CAN	Lotus Emira Cup	DIVISIO	2	1:45.507	19	1:45.867	14	1:45.922	15	1:45.968	16	1:46.215	20
10	56 V-Action	ITA	Francesco Malvestiti	ITA	Miran Grcic	ITA	Lotus Emira Cup	DIVISIO	3	1:46.009	7	1:46.147	9	1:46.277	8	1:46.437	6	1:46.619	5
11	39 ACME SPEEDWORKS	ITA	Robert Krayevsky	USA	Luigi Maselli	ITA	Lotus Emira Cup	DIVISIO	4	1:46.134	10	1:46.180	19	1:46.449	18	1:46.532	8	1:46.640	6
12	17 PB RACING	ITA	Maurizio Accarino	ITA	Luigi Foresti	ITA	Lotus Emira Cup	DIVISIO	5	1:46.343	4	1:46.703	6	1:47.622	3	1:47.751	7	1:47.906	9
13	76 CENTRI PORSCHE TICINO	ITA	Ivan Rostovskiy	CHE			Porsche Cayman GT4 718 RS	DIVISIO	6	1:46.696	4	1:46.976	7	1:47.215	3	1:47.309	8	1:47.630	5
14	87 PB RACING	ITA	Andrea Carpenzano	ITA	Giovanni Grasso	ITA	Lotus Emira Cup	DIVISIO	7	1:48.165	4	1:48.260	6	1:48.306	5	1:48.497	3	1:48.669	2





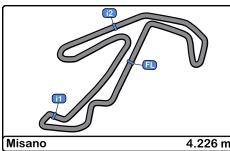
Misano
SuperSport GT
Race - 1
Best 5 Top Speeds



Misano 4.226 m.

Cl	N° Entrant/Team	Nat	Driver 1	Nat	Driver 2	Nat	Vehicle	Cat	Cl	Top 1		Top 2		Top 3		Top 4		Top 5		Avg
										Km/h	Lap	Km/h	Lap	Km/h	Lap	Km/h	Lap	Km/h	Lap	
1	88 REPARTO CORSE RAM	ITA	Giorgio Bacco	ITA	Giulio Bacco	ITA	Ferrari 296 Challenge	DIVISIO	1	228.3	19	227.8	14	227.8	21	227.3	11	226.8	2	227.6
2	252 XMOTORS	ITA	Filippo Fant	ITA	Alberto Frisoni	ITA	Lamborghini Super Trofeo EVO2	DIVISIO	2	226.8	3	226.8	21	226.8	23	226.4	20	226.4	22	226.7
3	106 POLLINI RACING	ITA	Matteo Pollini	ITA	Gioele Pollini	ITA	Lamborghini Super Trofeo EVO	DIVISIO	3	226.4	24	225.4	19	225.0	17	225.0	20	225.0	21	225.3
4	2 GIUST PREPARAZIONI	ITA	Mirko Zanardini	ITA	Giuseppe Ghezzi	ITA	Lamborghini Huracan GT3	DIVISIO	1	224.5	12	224.0	3	223.6	9	223.1	4	223.1	5	223.6
5	32 ASR	ITA	Alex Beatovic	SRB			Lamborghini Super Trofeo EVO2	DIVISIO	4	224.0	22	224.0	23	223.6	14	223.1	12	223.1	16	223.6
6	12 MRNC12 RACING TEAM	ITA	Giammarco Marzialetti	ITA	Gerardo Marino	ITA	Ferrari 296 Challenge	DIVISIO	5	223.6	24	223.1	3	223.1	20	222.6	2	222.6	11	223.0
7	4 REPARTO CORSE RAM	ITA	Pablo Benites	ARG	Oscar Lien Bitar Benitez	PRY	Ferrari 488 Challenge Evo	DIVISIO	1	216.8	1	216.8	2	216.8	3	216.8	4	216.4	5	216.7
8	76 CENTRI PORSCHE TICINO	ITA	Ivan Rostovskiy	CHE			Porsche Cayman GT4 718 RS	DIVISIO	1	203.7	16	203.7	19	203.3	12	203.0	3	203.0	5	203.3
9	39 ACME SPEEDWORKS	ITA	Robert Krayevsky	USA	Luigi Maselli	ITA	Lotus Emira Cup	DIVISIO	2	201.1	1	200.7	13	200.0	20	199.6	10	199.6	12	200.2
10	28 PB RACING	ITA	Luca Zambello	ITA	Bitar Meacci	ITA	Lotus Emira Cup	DIVISIO	3	198.8	1	198.5	18	198.1	2	198.1	5	198.1	8	198.3
11	17 PB RACING	ITA	Maurizio Accarino	ITA	Luigi Foresti	ITA	Lotus Emira Cup	DIVISIO	4	198.1	1	196.3	3	195.2	2	195.2	7	194.5	4	195.9
12	56 V-Action	ITA	Francesco Malvestiti	ITA	Miran Grcic	ITA	Lotus Emira Cup	DIVISIO	5	196.3	1	195.2	2	194.5	15	193.5	7	193.5	19	194.6
13	54 PB RACING	ITA	Alberto Naska	ITA	Suellio Almeida	CAN	Lotus Emira Cup	DIVISIO	6	194.5	17	194.5	18	194.2	11	194.2	12	194.2	14	194.3
14	87 PB RACING	ITA	Andrea Carpenzano	ITA	Giovanni Grasso	ITA	Lotus Emira Cup	DIVISIO	7	193.5	1	193.5	10	193.5	17	193.2	20	192.8	6	193.3





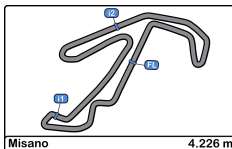
Misano
SuperSport GT
Race - 1



Fastest Laps Sequence

Lap	Time of Day	Session Time	N° Entrant/Team	Nat	Driver 1	Nat	Driver 2	Nat	Vehicle	Cat	Time	Km/h
2	12:46:30.987	3:18.987	88 REPARTO CORSE RAM	ITA	Giorgio Bacco	ITA	Giulio Bacco	ITA	Ferrari 296 Challenge	DIVISIO	1:36.630	157.4
3	12:48:07.439	4:55.439	88 REPARTO CORSE RAM	ITA	Giorgio Bacco	ITA	Giulio Bacco	ITA	Ferrari 296 Challenge	DIVISIO	1:36.452	157.7
4	12:49:43.655	6:31.655	88 REPARTO CORSE RAM	ITA	Giorgio Bacco	ITA	Giulio Bacco	ITA	Ferrari 296 Challenge	DIVISIO	1:36.216	158.1
5	12:51:19.334	8:07.334	88 REPARTO CORSE RAM	ITA	Giorgio Bacco	ITA	Giulio Bacco	ITA	Ferrari 296 Challenge	DIVISIO	1:35.679	159.0





**Misano
SuperSport GT**

Race - 1

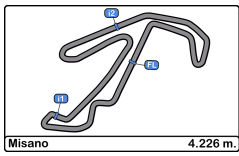
Event Best Maximum Speed



Misano 4.226 m.

N°	Entrant/Team	Nat	Driver 1	Nat	Driver 2	Nat	Vehicle	Cat	Km/h	Session
88	REPARTO CORSE RAM	ITA	Giorgio Bacco	ITA	Giulio Bacco	ITA	Ferrari 296 Challenge	DIVISIO	237.3	Free Practice - 2
2	GIUST PREPARAZIONI	ITA	Mirko Zanardini	ITA	Giuseppe Ghezzi	ITA	Lamborghini Huracan GT3	DIVISIO	228.8	Free Practice - 1
252	XMOTORS	ITA	Filippo Fant	ITA	Alberto Frisoni	ITA	Lamborghini Super Trofeo EVO2	DIVISIO	228.3	Qualifying - 1
12	MRNC12 RACING TEAM	ITA	Giammarco Marzialetti	ITA	Gerardo Marino	ITA	Ferrari 296 Challenge	DIVISIO	227.3	Qualifying - 1
106	POLLINI RACING	ITA	Matteo Pollini	ITA	Gioele Pollini	ITA	Lamborghini Super Trofeo EVO	DIVISIO	226.4	Race - 1
6	GIUST PREPARAZIONI	ITA	Giovanni Brentan	ITA	Bruno Jarach	ITA	Lamborghini Huracan GT3	DIVISIO	224.0	Qualifying - 1
32	ASR	ITA	Alex Beatovic	SRB			Lamborghini Super Trofeo EVO2	DIVISIO	224.0	Race - 1
4	REPARTO CORSE RAM	ITA	Pablo Benites	ARG	Oscar Lien Bitar Benitez	PRY	Ferrari 488 Challenge Evo	DIVISIO	219.9	Qualifying - 1
8	REPARTO CORSE RAM	ITA	Aurora Paleari	ITA			Ferrari 488 Challenge Evo	DIVISIO	219.0	Free Practice - 2
23	V-Action	ITA	Francesco Bolzoni	ITA			Porsche 911 Cup 991 Gen1	DIVISIO	211.3	Free Practice - 2
76	CENTRI PORSCHE TICINO	ITA	Ivan Rostovskiy	CHE			Porsche Cayman GT4 718 RS Clubsp	DIVISIO	203.7	Race - 1
39	ACME SPEEDWORKS	ITA	Robert Krayevsky	USA	Luigi Maselli	ITA	Lotus Emira Cup	DIVISIO	201.8	Qualifying - 1
17	PB RACING	ITA	Maurizio Accarino	ITA	Luigi Foresti	ITA	Lotus Emira Cup	DIVISIO	199.6	Qualifying - 1
28	PB RACING	ITA	Luca Zambello	ITA	Bitar Meacci	ITA	Lotus Emira Cup	DIVISIO	198.8	Race - 1
54	PB RACING	ITA	Alberto Naska	ITA	Suellio Almeida	CAN	Lotus Emira Cup	DIVISIO	196.7	Free Practice - 2
56	V-Action	ITA	Francesco Malvestiti	ITA	Miran Grcic	ITA	Lotus Emira Cup	DIVISIO	196.3	Race - 1
87	PB RACING	ITA	Andrea Carpenzano	ITA	Giovanni Grasso	ITA	Lotus Emira Cup	DIVISIO	195.2	Qualifying - 1



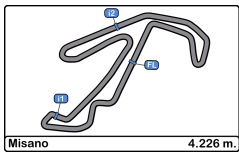


Misano
SuperSport GT
Race - 1
Lap Chart

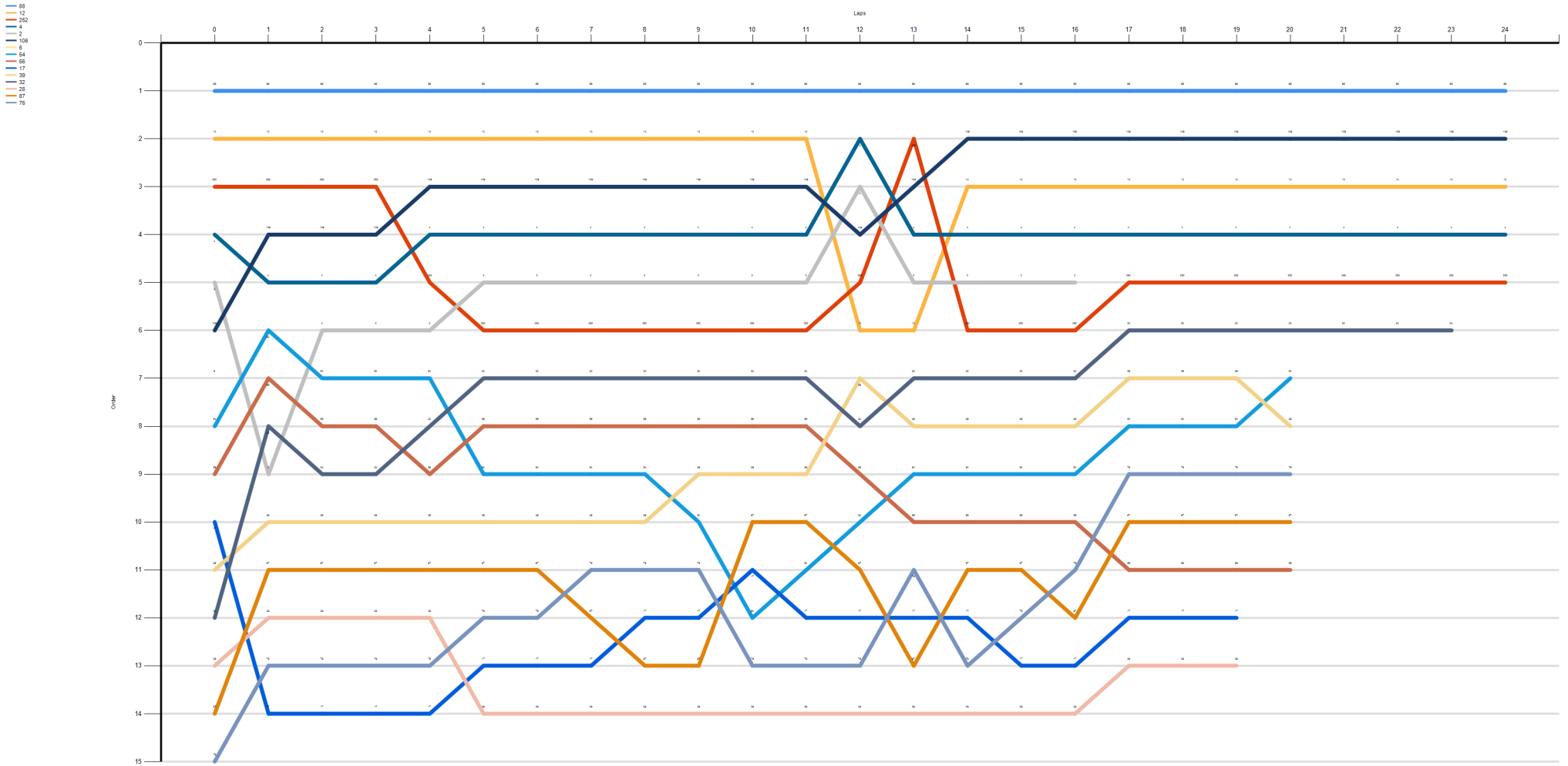


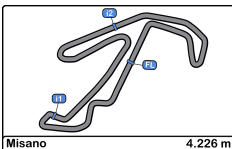
		LAP																								
Nr	Po	Grid	1	2	3	4	5	6	7	8	9	10	11	12	13	14	15	16	17	18	19	20	21	22	23	24
88	1	88	88	88	88	88	88	88	88	88	88	88	88	88	88	88	88	88	88	88	88	88	88	88	88	88
12	2	12	12	12	12	12	12	12	12	12	12	12	12	4	252	106	106	106	106	106	106	106	106	106	106	106
252	3	252	252	252	106	106	106	106	106	106	106	106	106	2	106	12	12	12	12	12	12	12	12	12	12	
4	4	4	106	106	106	4	4	4	4	4	4	4	4	106	4	4	4	4	4	4	4	4	4	4	4	
2	5	2	4	4	4	252	2	2	2	2	2	2	2	252	2	2	2	2	252	252	252	252	252	252	252	
106	6	106	54	2	2	2	252	252	252	252	252	252	252	12	12	252	252	252	32	32	32	32	32	32	32	
6	7	6	56	54	54	54	32	32	32	32	32	32	32	39	32	32	32	32	39	39	39	54	54	54	39	
54	8	54	32	56	56	32	56	56	56	56	56	56	56	32	39	39	39	39	54	54	54	39	39	39	39	
56	9	56	2	32	32	56	54	54	54	54	39	39	39	56	54	54	54	54	76	76	76	76	76	76	76	
17	10	17	39	39	39	39	39	39	39	39	54	87	87	54	56	56	56	56	87	87	87	87	87	87	87	
39	11	39	87	87	87	87	87	87	76	76	76	17	54	87	76	87	87	76	56	56	56	56	56	56	56	
32	12	32	28	28	28	28	76	76	87	17	17	54	17	17	17	17	76	87	17	17	17	17	17	17	17	
28	13	28	76	76	76	76	17	17	17	87	87	76	76	76	87	76	17	17	28	28	28	28	28	28	28	
87	14	87	17	17	17	17	28	28	28	28	28	28	28	28	28	28	28	28	28	28	28	28	28	28	28	
76	15	76	76	76	76	76	76	76	76	76	76	76	76	76	76	76	76	76	76	76	76	76	76	76	76	





Misano SuperSport GT Race - 1 Graphic Lap Chart





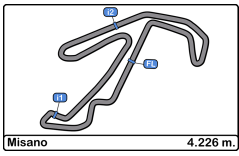
Misano
SuperSport GT
Race - 1
Pit Stop Analysis

SUPERSPORT SERIES GT

Misano 4.226 m.

Ord	Nr.	In Day Time	Entrant/Team	Nat	Driver 1	Nat	Driver 2	Nat	Vehicle	Cat	In Time	Stop N°	Pit Time	Handicap	Diff.
1	54	13:01:16.058	PB RACING	ITA	Alberto Naska	ITA	Suellio Almeida	CAN	Lotus Emira Cup	DIVISIO	18:04.027	1	5:43.989	5:38	
2	17	13:01:31.664	PB RACING	ITA	Maurizio Accarino	ITA	Luigi Foresti	ITA	Lotus Emira Cup	DIVISIO	18:19.633	1	5:48.448	5:38	
3	76	13:01:32.733	CENTRI PORSCHE TICINO	ITA	Ivan Rostovskiy	CHE			Porsche Cayman GT4 718 RS Clubsport	DIVISIO	18:20.702	1	5:52.620	5:38	
4	28	13:02:48.600	PB RACING	ITA	Luca Zambello	ITA	Bitar Meacci	ITA	Lotus Emira Cup	DIVISIO	19:36.569	1	5:47.347	5:38	
5	12	13:02:49.322	MRNC12 RACING TEAM	ITA	Giammarco Marzialetti	ITA	Gerardo Marino	ITA	Ferrari 296 Challenge	DIVISIO	19:37.290	1	2:13.811	2:08	
6	106	13:02:51.551	POLLINI RACING	ITA	Matteo Pollini	ITA	Gioele Pollini	ITA	Lamborghini Super Trofeo EVO	DIVISIO	19:39.520	1	1:59.362	1:58	
7	87	13:03:25.024	PB RACING	ITA	Andrea Carpenzano	ITA	Giovanni Grasso	ITA	Lotus Emira Cup	DIVISIO	20:12.993	1	5:43.927	5:38	
8	32	13:04:25.335	ASR	ITA	Alex Beatovic	SRB			Lamborghini Super Trofeo EVO2	DIVISIO	21:13.303	1	2:03.529	1:58	
9	4	13:04:35.819	REPARTO CORSE RAM	ITA	Pablo Benites	ARG	Oscar Lien Bitar Benitez	PAR	Ferrari 488 Challenge Evo	DIVISIO	21:23.788	1	2:12.296	2:08	
10	56	13:04:42.087	V-Action	ITA	Francesco Malvestiti	ITA	Miran Grcic	ITA	Lotus Emira Cup	DIVISIO	21:30.056	1	5:47.307	5:38	
11	2	13:04:44.842	GIUST PREPARAZIONI	ITA	Mirko Zanardini	ITA	Giuseppe Ghezzi	ITA	Lamborghini Huracan GT3	DIVISIO	21:32.811	1	2:04.408	1:58	
12	252	13:04:46.144	XMOTORS	ITA	Filippo Fant	ITA	Alberto Frisoni	ITA	Lamborghini Super Trofeo EVO2	DIVISIO	21:34.113	2	2:06.206	1:58	
13	88	13:05:49.123	REPARTO CORSE RAM	ITA	Giorgio Bacco	ITA	Giulio Bacco	ITA	Ferrari 296 Challenge	DIVISIO	22:37.092	1	2:11.157	2:08	
14	39	13:06:36.437	ACME SPEEDWORKS	ITA	Robert Krayevsky	USA	Luigi Maselli	ITA	Lotus Emira Cup	DIVISIO	23:24.405	1	5:44.905	5:38	

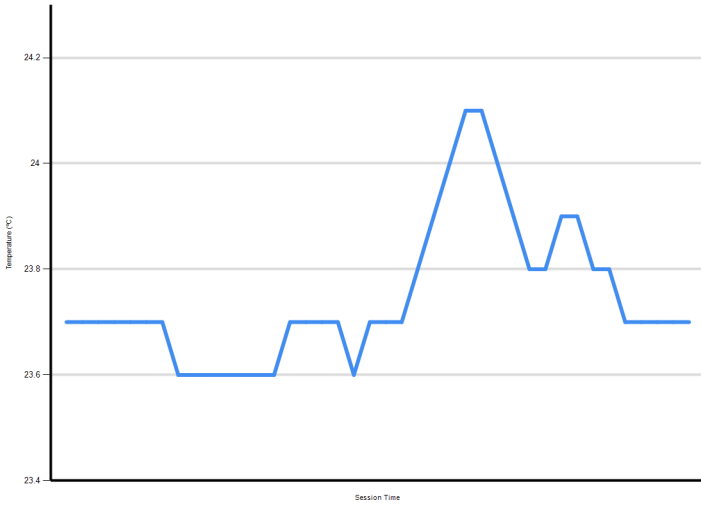




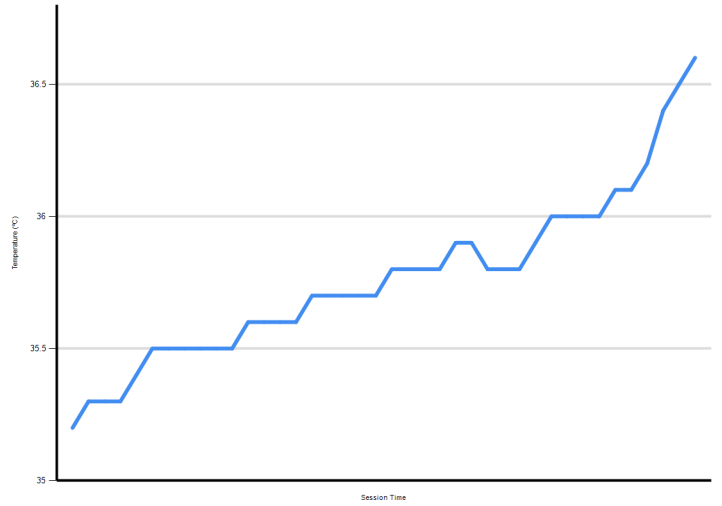
Misano SuperSport GT Race - 1 Weather Report



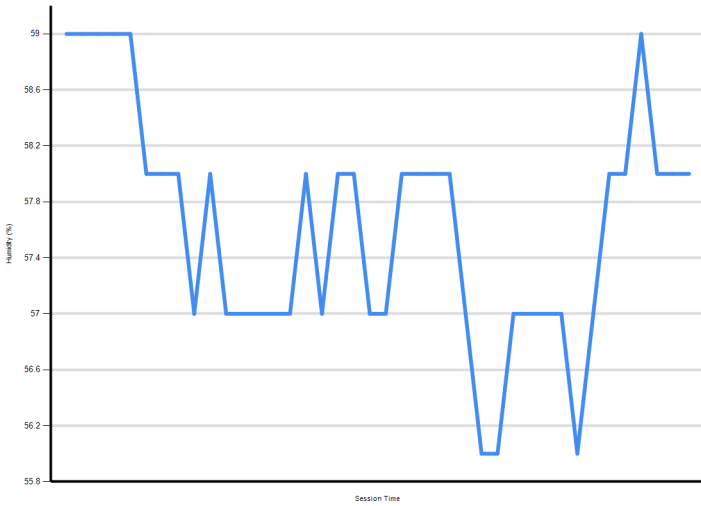
Air Temperature



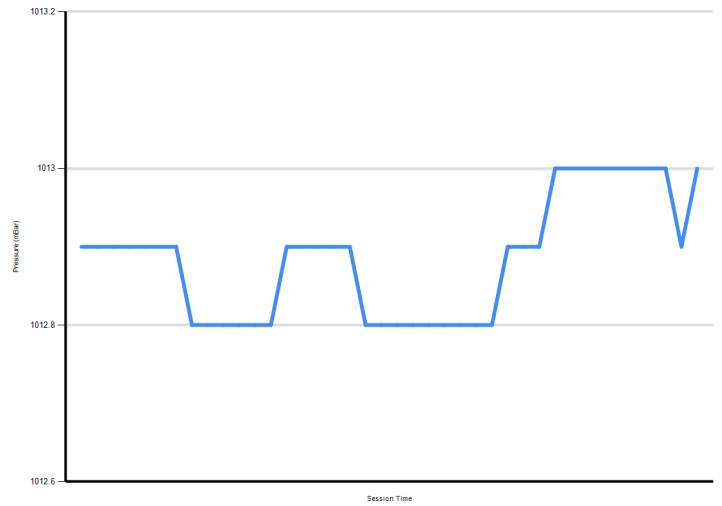
Track Temperature



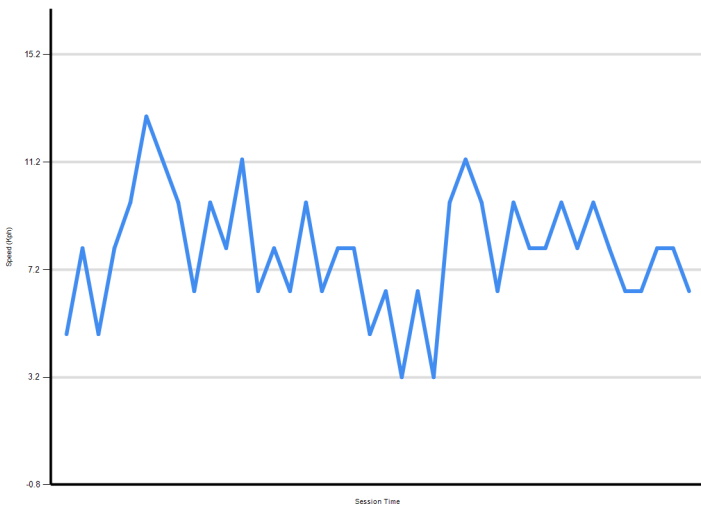
Humidity



Pressure



Wind Speed



Wind direction

