

Misano
SuperSport GT
Qualifying - 2
Provisional Results



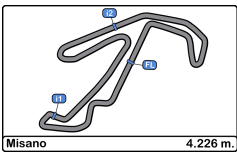
Cls	N°	Entrant/Team	Nat	Driver 1	Nat	Driver 2	Nat	Vehicle	Cat	Cls	Laps	Best	Time	Gap	Interval	Km/h
1	106	POLLINI RACING	ITA	Matteo Pollini	ITA	Gioele Pollini	ITA	Lamborghini Super Trofeo EVO	DIVISIO	1	8	4	1:35.390			159.4
2	88	REPARTO CORSE RAM	ITA	Giorgio Bacco	ITA	Giulio Bacco	ITA	Ferrari 296 Challenge	DIVISIO	2	8	8	1:35.411	0.021	0.021	159.4
3	252	XMOTORS	ITA	Filippo Fant	ITA	Alberto Frisoni	ITA	Lamborghini Super Trofeo EVO2	DIVISIO	3	8	4	1:36.536	1.146	1.125	157.5
4	12	MRNC12 RACING TEAM	ITA	Giammarco Marzialetti	ITA	Gerardo Marino	ITA	Ferrari 296 Challenge	DIVISIO	4	9	5	1:36.868	1.478	0.332	157.0
5	4	REPARTO CORSE RAM	ITA	Pablo Benites	ARG	Oscar Lien Bitar Benitez	PRY	Ferrari 488 Challenge Evo	DIVISIO	1	5	5	1:37.311	1.921	0.443	156.3
6	2	GIUST PREPARAZIONI	ITA	Mirko Zanardini	ITA	Giuseppe Ghezzi	ITA	Lamborghini Huracan GT3	DIVISIO	1	9	4	1:37.400	2.010	0.089	156.1
7	8	REPARTO CORSE RAM	ITA	Aurora Paleari	ITA		ITA	Ferrari 488 Challenge Evo	DIVISIO	2	9	9	1:38.202	2.812	0.802	154.9
8	32	ASR	ITA	Alex Beatovic	SRB		ITA	Lamborghini Super Trofeo EVO2	DIVISIO	5	9	8	1:41.923	6.533	3.721	149.2
9	28	PB RACING	ITA	Luca Zambello	ITA	Bitar Meacci	ITA	Lotus Emira Cup	DIVISIO	1	6	3	1:44.287	8.897	2.364	145.8
10	54	PB RACING	ITA	Alberto Naska	ITA	Suellio Almeida	CAN	Lotus Emira Cup	DIVISIO	2	7	5	1:44.878	9.488	0.591	145.0
11	39	ACME SPEEDWORKS	ITA	Robert Krayevsky	USA	Luigi Maselli	ITA	Lotus Emira Cup	DIVISIO	3	6	6	1:45.107	9.717	0.229	144.7
12	76	CENTRI PORSCHE TICINO	ITA	Ivan Rostovskiy	CHE		ITA	Porsche Cayman GT4 718 RS Clu	DIVISIO	4	8	8	1:46.385	10.995	1.278	143.0
13	17	PB RACING	ITA	Maurizio Accarino	ITA	Luigi Foresti	ITA	Lotus Emira Cup	DIVISIO	5	8	5	1:47.434	12.044	1.049	141.6
14	87	PB RACING	ITA	Andrea Carpenzano	ITA	Giovanni Grasso	ITA	Lotus Emira Cup	DIVISIO	6	6	6	1:48.284	12.894	0.850	140.4
15	56	V-Action	ITA	Francesco Malvestiti	ITA	Miran Grcic	ITA	Lotus Emira Cup	DIVISIO	7	8	8	1:54.502	19.112	6.218	132.8

Published at:.....

Track Temp: 37.0 °C Air Temp: 24.8 °C Humidity: 50 % Track Status: DRY

Race Director:	Fabrizio Fondacci	Timekeeper:	Luis Garcia
	51425		 JCR-2654-ESP/M





Misano
SuperSport GT
Qualifying - 2
Provisional Results by Category



DIVISIONE B																
Cls	N°	Entrant/Team	Nat	Driver 1	Nat	Driver 2	Nat	Vehicle	Cat	Cls	Laps	Best	Time	Gap	Interval	Km/h
1	106	POLLINI RACING	ITA	Matteo Pollini	ITA	<u>Gioele Pollini</u>	ITA	Lamborghini Super Trofeo EVO	DIVISIO	1	8	4	1:35.390			159.4
2	88	REPARTO CORSE RAM	ITA	Giorgio Bacco	ITA	<u>Giulio Bacco</u>	ITA	Ferrari 296 Challenge	DIVISIO	2	8	8	1:35.411	0.021	0.021	159.4
3	252	XMOTORS	ITA	Filippo Fant	ITA	<u>Alberto Frisoni</u>	ITA	Lamborghini Super Trofeo EVO2	DIVISIO	3	8	4	1:36.536	1.146	1.125	157.5
4	12	MRNC12 RACING TEAM	ITA	Giammarco Marzialetti	ITA	<u>Gerardo Marino</u>	ITA	Ferrari 296 Challenge	DIVISIO	4	9	5	1:36.868	1.478	0.332	157.0
5	32	ASR	ITA	Alex Beatovic	SRB		ITA	Lamborghini Super Trofeo EVO2	DIVISIO	5	9	8	1:41.923	6.533	5.055	149.2
DIVISIONE C																
Cls	N°	Entrant/Team	Nat	Driver 1	Nat	Driver 2	Nat	Vehicle	Cat	Cls	Laps	Best	Time	Gap	Interval	Km/h
1	4	REPARTO CORSE RAM	ITA	Pablo Benites	ARG	<u>Oscar Lien Bitar Benitez</u>	PRY	Ferrari 488 Challenge Evo	DIVISIO	1	5	5	1:37.311			156.3
2	8	REPARTO CORSE RAM	ITA	Aurora Paleari	ITA		ITA	Ferrari 488 Challenge Evo	DIVISIO	2	9	9	1:38.202	0.891	0.891	154.9
DIVISIONE A																
Cls	N°	Entrant/Team	Nat	Driver 1	Nat	Driver 2	Nat	Vehicle	Cat	Cls	Laps	Best	Time	Gap	Interval	Km/h
1	2	GIUST PREPARAZIONI	ITA	Mirko Zanardini	ITA	<u>Giuseppe Ghezzi</u>	ITA	Lamborghini Huracan GT3	DIVISIO	1	9	4	1:37.400			156.1
DIVISIONE D																
Cls	N°	Entrant/Team	Nat	Driver 1	Nat	Driver 2	Nat	Vehicle	Cat	Cls	Laps	Best	Time	Gap	Interval	Km/h
1	28	PB RACING	ITA	Luca Zambello	ITA	<u>Bitar Meacci</u>	ITA	Lotus Emira Cup	DIVISIO	1	6	3	1:44.287			145.8
2	54	PB RACING	ITA	Alberto Naska	ITA	<u>Suellio Almeida</u>	CAN	Lotus Emira Cup	DIVISIO	2	7	5	1:44.878	0.591	0.591	145.0
3	39	ACME SPEEDWORKS	ITA	Robert Krayevsky	USA	<u>Luigi Maselli</u>	ITA	Lotus Emira Cup	DIVISIO	3	6	6	1:45.107	0.820	0.229	144.7
4	76	CENTRI PORSCHE TICINO	ITA	Ivan Rostovskiy	CHE		ITA	Porsche Cayman GT4 718 RS Clu	DIVISIO	4	8	8	1:46.385	2.098	1.278	143.0
5	17	PB RACING	ITA	Maurizio Accarino	ITA	<u>Luigi Foresti</u>	ITA	Lotus Emira Cup	DIVISIO	5	8	5	1:47.434	3.147	1.049	141.6
6	87	PB RACING	ITA	Andrea Carpenzano	ITA	<u>Giovanni Grasso</u>	ITA	Lotus Emira Cup	DIVISIO	6	6	6	1:48.284	3.997	0.850	140.4
7	56	V-Action	ITA	Francesco Malvestiti	ITA	<u>Miran Grcic</u>	ITA	Lotus Emira Cup	DIVISIO	7	8	8	1:54.502	10.215	6.218	132.8

Published at:.....

Track Temp: 37.0 °C Air Temp: 24.8 °C Humidity: 50 % Track Status: DRY

Race Director:

Fabrizio Fondacci

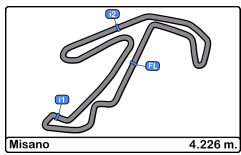
51425

Timekeeper:

Luis Garcia

JCR-2654-ESP/M





Misano
SuperSport GT
Qualifying - 2
Lap Analysis



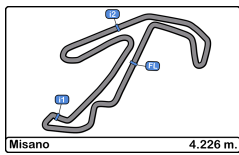
2							17								
MIRKO ZANARDINI							MAURIZIO ACCARINO								
Lamborghini Huracan GT3							Lotus Emira Cup								
DIVISIONE Giuseppe Ghezzi							DIVISIONE Luigi Foresti								
GIUSTE PREPARAZIONI							PB RACING								
Lap	D	Time	Sector 1	Sector 2	Sector 3	T. Spd	Lap	D	Time	Sector 1	Sector 2	Sector 3	T. Spd	Elapsed	
1	2	10:09:21.223	10:07:59.682	41.143	40.398	192.1	10:09:21.223	1	2	10:09:56.591	10:08:09.351	56.397	50.843	116.1	10:09:56.591
2	2	1:44.451	28.435	38.379	37.637	223.6	10:11:05.674	2	2	1:51.015	30.157	41.158	39.700	195.6	10:11:47.606
3	2	1:38.206	26.569	36.412	35.225	225.0	10:12:43.880	3	2	1:48.982	29.320	40.343	39.319	194.5	10:13:36.588
4	2	1:37.400	25.826	36.183	35.391	225.9	10:14:21.280	4	2	1:47.831	28.460	40.600	38.771	194.2	10:15:24.419
5	2	1:40.586	27.500	37.008	36.078	220.8	10:16:01.866	5	2	1:47.434	28.495	40.169	38.770	193.2	10:17:11.853
6	2	1:37.664	25.787	36.332	35.545	224.0	10:17:39.530	6	2	1:48.024	28.363	40.765	38.896	193.2	10:18:59.877
7	2	1:37.464	25.782	36.532	35.150	224.0	10:19:16.994	7	2	1:49.293	28.275	41.313	39.705	192.5	10:20:49.170
8	2	1:38.895	26.889	36.438	35.568	221.3	10:20:55.889	8	2	1:47.984	28.368	40.402	39.214	192.5	10:22:37.154
9	2	1:37.435	25.780	36.170	35.485	224.5	10:22:33.324	9	2		38.409	1:01.137		101.7	
10	2		31.314	40.355		218.6									

4							28								
PABLO BENITES							LUCA ZAMBELLO								
Ferrari 488 Challenge Evo							Lotus Emira Cup								
DIVISIONE Oscar Lien Bitar Benitez							DIVISIONE Bitar Meacci								
REPARTO CORSE RAM							PB RACING								
Lap	D	Time	Sector 1	Sector 2	Sector 3	T. Spd	Lap	D	Time	Sector 1	Sector 2	Sector 3	T. Spd	Elapsed	
1	2	10:11:03.175	10:09:35.213	46.042	41.920	187.5	10:11:03.175	1	2	10:09:23.769	10:07:55.781	47.046	40.942	196.7	10:09:23.769
2	2	1:48.313	28.669	41.001	38.643	190.8	10:12:51.488	2	2	1:46.680	28.014	40.241	38.425	201.4	10:11:10.449
3	2	5:42.983 P	28.290	41.370	4:33.323	189.4	10:18:34.471	3	2	1:44.287	27.599	39.576	37.112	198.5	10:12:54.736
4	2	1:56.269	42.720	38.035	35.514	216.8	10:20:30.740	4	2	1:44.932	27.194	39.543	38.195	199.6	10:14:39.668
5	2	1:37.311	25.568	36.785	34.958	217.3	10:22:08.051	5	2	1:44.577	27.267	39.609	37.701	197.4	10:16:24.245
6	2		35.328	48.825		166.1		6	2	5:13.482 P	35.962	1:11.282	3:26.238	85.7	10:21:37.727
								7	2		58.467	1:26.283		68.0	

8							32								
AURORA PALEARI							ALEX BEATOVIC								
Ferrari 488 Challenge Evo							Lamborghini Super Trofeo EVO2								
DIVISIONE							DIVISIONE								
REPARTO CORSE RAM							ASR								
Lap	D	Time	Sector 1	Sector 2	Sector 3	T. Spd	Lap	D	Time	Sector 1	Sector 2	Sector 3	T. Spd	Elapsed	
1		10:09:42.599	10:08:14.226	46.894	41.479	204.5	10:09:42.599	1		10:09:19.961	10:07:54.138	43.178	42.645	188.1	10:09:19.961
2		1:43.558	28.711	38.412	36.435	220.4	10:11:26.157	2		1:49.698	31.086	39.359	39.253	223.6	10:11:09.659
3		1:39.223	26.297	37.286	35.640	220.8	10:13:05.380	3		1:43.421	27.765	38.597	37.059	221.7	10:12:53.080
4		1:38.458	26.049	36.876	35.533	221.7	10:14:43.838	4		1:43.010	27.468	38.306	37.236	224.5	10:14:36.090
5		1:38.516	26.089	36.870	35.557	222.2	10:16:22.354	5		1:42.894	27.524	37.928	37.442	222.6	10:16:18.984
6		1:39.891	25.855	36.724	37.312	221.3	10:18:02.245	6		1:42.939	27.078	38.029	37.832	223.6	10:18:01.923
7		1:41.382	27.689	37.243	36.450	220.8	10:19:43.627	7		1:44.526	27.489	38.785	38.252	221.7	10:19:46.449
8		1:38.225	26.007	36.742	35.476	219.9	10:21:21.852	8		1:41.923	27.267	37.854	36.802	224.0	10:21:28.372
9		1:38.202	26.081	36.451	35.670	221.7	10:23:00.054	9		1:42.420	27.428	38.102	36.890	222.2	10:23:10.792
10			30.848	47.133		144.0		10			33.588	47.793		169.5	

12							39								
GIAMMARCO MARZIALETTI							ROBERT KRAYEVSKY								
Ferrari 296 Challenge							Lotus Emira Cup								
DIVISIONE Gerardo Marino							DIVISIONE Luigi Maselli								
MRNC12 RACING TEAM							ACME SPEEDWORKS								
Lap	D	Time	Sector 1	Sector 2	Sector 3	T. Spd	Lap	D	Time	Sector 1	Sector 2	Sector 3	T. Spd	Elapsed	
1	2	10:10:00.337	10:08:19.993	50.353	49.991	209.7	10:10:00.337	1	2	10:14:20.074	10:12:51.170	46.787	42.117	171.7	10:14:20.074
2	2	1:48.336	30.966	39.890	37.480	221.7	10:11:48.673	2	2	1:51.653	31.239	41.866	38.548	197.4	10:16:11.727
3	2	1:40.136	27.147	37.120	35.869	223.6	10:13:28.809	3	2	1:46.440	27.850	40.176	38.414	199.2	10:17:58.167
4	2	1:37.289	25.881	36.311	35.097	224.0	10:15:06.098	4	2	1:46.435	27.653	40.014	38.768	197.8	10:19:44.602
5	2	1:36.868	25.792	36.178	34.898	225.4	10:16:42.966	5	2	1:53.664	27.766	43.996	41.902	173.6	10:21:38.266
6	2	1:37.473	25.623	36.342	35.508	224.0	10:18:20.439	6	2	1:45.107	27.744	39.786	37.577	200.0	10:23:23.373
7	2	1:38.021	25.750	35.874	36.397	225.0	10:19:58.460	7	2		33.111	50.759		138.6	
8	2	1:38.417	25.789	36.131	36.497	225.0	10:21:36.877								
9	2	1:37.634	26.473	36.242	34.919	225.0	10:23:14.511								
10	2		32.238	46.737		177.3									





Misano
SuperSport GT
Qualifying - 2
Lap Analysis



54 Alberto Naska Lotus Emira Cup **88** Giorgio Bacco Ferrari 296 Challenge
 DIVISIONE Suellio Almeida PB RACING DIVISIONE Giulio Bacco REPARTO CORSE RAM

Lap	D	Time	Sector 1	Sector 2	Sector 3	T. Spd	Elapsed	Lap	D	Time	Sector 1	Sector 2	Sector 3	T. Spd	Elapsed
1	2	10:10:10.493	10:08:18.608	59.251	52.634	127.9	10:10:10.493	1	2	10:10:58.997	10:09:32.529	43.890	42.578	200.0	10:10:58.997
2	2	2:00.973	30.809	43.106	47.058	194.2	10:12:11.466	2	2	1:44.345	26.959	40.925	36.461	228.8	10:12:43.342
3	2	1:46.285	27.878	40.059	38.348	196.0	10:13:57.751	3	2	1:36.390	25.457	35.777	35.156	228.8	10:14:19.732
4	2	1:46.243	27.495	40.288	38.460	194.5	10:15:43.994	4	2	1:35.578	25.279	35.473	34.826	230.2	10:15:55.310
5	2	1:44.878	27.527	39.846	37.505	193.5	10:17:28.872	5	2	1:35.409	25.284	35.712	34.413	231.7	10:17:30.719
6	2	1:47.511	29.096	39.873	38.542	194.2	10:19:16.383	6	2	1:40.959	25.790	37.272	37.897	196.3	10:19:11.678
7	2	1:48.631	28.437	42.083	38.111	195.6	10:21:05.014	7	2	1:36.321	25.307	35.834	35.180	230.7	10:20:47.999
8	2		27.242	41.447		193.2		8	2	1:35.411	25.392	35.587	34.432	229.2	10:22:23.410
								9	2		28.140	40.563		215.5	

56 Francesco Malvestiti Lotus Emira Cup **106** Matteo Pollini Lamborghini Super Trofeo EVO
 DIVISIONE Miran Grcic V-Action DIVISIONE Gioele Pollini POLLINI RACING

Lap	D	Time	Sector 1	Sector 2	Sector 3	T. Spd	Elapsed	Lap	D	Time	Sector 1	Sector 2	Sector 3	T. Spd	Elapsed
1	2	10:09:51.496	10:08:06.535	51.510	53.451	171.7	10:09:51.496	1	2	10:09:17.037	10:07:59.065	40.355	37.617	222.2	10:09:17.037
2	2	2:14.550	38.548	50.281	45.721	193.2	10:12:06.046	2	2	1:44.413	27.471	37.392	39.550	180.0	10:11:01.450
3	2	2:00.309	30.978	44.824	44.507	190.4	10:14:06.355	3	2	1:36.424	25.944	36.025	34.455	225.4	10:12:37.874
4	2	1:58.965	30.468	43.753	44.744	177.0	10:16:05.320	4	2	1:35.390	25.590	35.765	34.035	225.9	10:14:13.264
5	2	1:59.337	30.193	43.870	45.274	194.9	10:18:04.657	5	2	1:35.869	25.655	36.038	34.176	224.0	10:15:49.133
6	2	1:55.346	30.231	42.799	42.316	190.8	10:20:00.003	6	2	1:36.775	26.068	36.276	34.431	225.0	10:17:25.908
7	2	1:54.696	29.734	42.516	42.446	189.4	10:21:54.699	7	2	1:35.441	25.512	35.809	34.120	225.0	10:19:01.349
8	2	1:54.502	29.480	42.710	42.312	192.5	10:23:49.201	8	2	1:53.209 P	27.379	37.389	48.441	225.0	10:20:54.558
9	2		39.647	55.517		153.1									

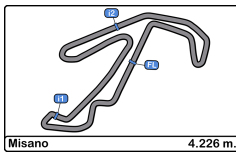
76 Ivan Rostovskiy Porsche Cayman GT4 718 RS Clubsport **252** Filippo Fant Lamborghini Super Trofeo EVO2
 DIVISIONE CENTRI PORSCHE TICINO DIVISIONE Alberto Frisoni XMOTORS

Lap	D	Time	Sector 1	Sector 2	Sector 3	T. Spd	Elapsed	Lap	D	Time	Sector 1	Sector 2	Sector 3	T. Spd	Elapsed
1		10:10:02.708	10:08:13.814	53.947	54.947	151.8	10:10:02.708	1	2	10:09:15.800	10:07:51.371	42.978	41.451	220.8	10:09:15.800
2		2:01.718	34.217	44.168	43.333	198.8	10:12:04.426	2	2	1:53.069	28.090	37.690	47.289	191.8	10:11:08.869
3		1:53.181	30.676	42.040	40.465	198.8	10:13:57.607	3	2	1:38.229	26.484	36.897	34.848	227.3	10:12:47.098
4		1:49.902	30.013	40.684	39.205	203.0	10:15:47.509	4	2	1:36.536	25.876	36.183	34.477	228.8	10:14:23.634
5		1:47.583	28.801	40.289	38.493	201.8	10:17:35.092	5	2	1:40.103	26.602	36.107	37.394	229.2	10:16:03.737
6		1:51.088	28.736	42.772	39.580	197.8	10:19:26.180	6	2	1:37.769	26.211	36.547	35.011	227.8	10:17:41.506
7		1:47.664	28.726	40.104	38.834	202.2	10:21:13.844	7	2	1:37.596	25.935	36.679	34.982	227.3	10:19:19.102
8		1:46.385	28.415	39.831	38.139	202.6	10:23:00.229	8	2	1:37.400	26.087	36.536	34.777	229.2	10:20:56.502
9			35.357	54.386		141.9		9	2		26.233	36.978		227.8	

87 Andrea Carpenzano Lotus Emira Cup
 DIVISIONE Giovanni Grasso PB RACING

Lap	D	Time	Sector 1	Sector 2	Sector 3	T. Spd	Elapsed
1	2	10:10:13.960	10:08:21.426	58.833	53.701	124.8	10:10:13.960
2	2	2:00.326	31.122	42.865	46.339	179.7	10:12:14.286
3	2	1:51.427	28.595	41.147	41.685	193.5	10:14:05.713
4	2	1:51.141	28.453	41.291	41.397	194.5	10:15:56.854
5	2	1:52.556	28.467	44.113	39.976	192.8	10:17:49.410
6	2	1:48.284	28.113	40.861	39.310	191.4	10:19:37.694
7	2		28.025	41.357		185.8	



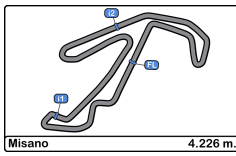


Misano
SuperSport GT
Qualifying - 2
Best Sectors Results



Sector - 1			Sector - 2			Sector - 3			Ideal Lap vs Best Lap		
Clas	Nº Driver	Time	Nº Driver	Time	Nº Driver	Time	Clas	Nº Driver	Ideal Lap	Best Lap	Clas
1	88 Giulio Bacco	25.279	88 Giulio Bacco	35.473	106 Gioele Pollini	34.035	1	88 Giulio Bacco	1:35.165	1:35.411	2
2	106 Gioele Pollini	25.512	106 Gioele Pollini	35.765	88 Giulio Bacco	34.413	2	106 Gioele Pollini	1:35.312	1:35.390	1
3	4 Oscar Lien Bitar Benitez	25.568	12 Gerardo Marino	35.874	252 Alberto Frisoni	34.477	3	12 Gerardo Marino	1:36.395	1:36.868	4
4	12 Gerardo Marino	25.623	252 Alberto Frisoni	36.107	12 Gerardo Marino	34.898	4	252 Alberto Frisoni	1:36.460	1:36.536	3
5	2 Giuseppe Ghezzi	25.780	2 Giuseppe Ghezzi	36.170	4 Oscar Lien Bitar Benitez	34.958	5	2 Giuseppe Ghezzi	1:37.100	1:37.400	6
6	8 Paleari Aurora	25.855	8 Paleari Aurora	36.451	2 Giuseppe Ghezzi	35.150	6	4 Oscar Lien Bitar Benitez	1:37.311	1:37.311	5
7	252 Alberto Frisoni	25.876	4 Oscar Lien Bitar Benitez	36.785	8 Paleari Aurora	35.476	7	8 Paleari Aurora	1:37.782	1:38.202	7
8	32 Beatovic Alex	27.078	32 Beatovic Alex	37.854	32 Beatovic Alex	36.802	8	32 Beatovic Alex	1:41.734	1:41.923	8
9	28 Bitar Meacci	27.194	28 Bitar Meacci	39.543	28 Bitar Meacci	37.112	9	28 Bitar Meacci	1:43.849	1:44.287	9
10	54 Suellio Almeida	27.242	39 Luigi Maselli	39.786	54 Suellio Almeida	37.505	10	54 Suellio Almeida	1:44.593	1:44.878	10
11	39 Luigi Maselli	27.653	76 Ivan Rostovskiy	39.831	39 Luigi Maselli	37.577	11	39 Luigi Maselli	1:45.016	1:45.107	11
12	87 Giovanni Grasso	28.025	54 Suellio Almeida	39.846	76 Ivan Rostovskiy	38.139	12	76 Ivan Rostovskiy	1:46.385	1:46.385	12
13	17 Luigi Foresti	28.275	17 Luigi Foresti	40.169	17 Luigi Foresti	38.770	13	17 Luigi Foresti	1:47.214	1:47.434	13
14	76 Ivan Rostovskiy	28.415	87 Giovanni Grasso	40.861	87 Giovanni Grasso	39.310	14	87 Giovanni Grasso	1:48.196	1:48.284	14
15	56 Miran Grcic	29.480	56 Miran Grcic	42.516	56 Miran Grcic	42.312	15	56 Miran Grcic	1:54.308	1:54.502	15



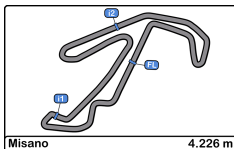


Misano
SuperSport GT
Qualifying - 2
Best 5 Lap Times



Cl	N° Entrant/Team	Nat	Driver 1	Nat	Driver 2	Nat	Vehicle	Cat	Cl	Best 1		Best 2		Best 3		Best 4		Best 5	
										Time	Lap	Time	Lap	Time	Lap	Time	Lap	Time	Lap
1	106 POLLINI RACING	ITA	Matteo Pollini	ITA	<u>Gioele Pollini</u>	ITA	Lamborghini Super Trofeo EVO	DIVISIO	1	1:35.390	4	1:35.441	7	1:35.869	5	1:36.424	3	1:36.775	6
2	88 REPARTO CORSE RAM	ITA	Giorgio Bacco	ITA	<u>Giulio Bacco</u>	ITA	Ferrari 296 Challenge	DIVISIO	2	1:35.411	8	1:35.578	4	1:36.321	7	1:36.390	3	1:40.959	6
3	252 XMOTORS	ITA	Filippo Fant	ITA	<u>Alberto Frisoni</u>	ITA	Lamborghini Super Trofeo EVO2	DIVISIO	3	1:36.536	4	1:37.400	8	1:37.596	7	1:37.769	6	1:38.229	3
4	12 MRNC12 RACING TEAM	ITA	Giammarco Marzioletti	ITA	<u>Gerardo Marino</u>	ITA	Ferrari 296 Challenge	DIVISIO	4	1:36.868	5	1:37.289	4	1:37.473	6	1:37.634	9	1:38.021	7
5	4 REPARTO CORSE RAM	ITA	Pablo Benites	ARG	<u>Oscar Lien Bitar Benitez</u>	PRY	Ferrari 488 Challenge Evo	DIVISIO	1	1:37.311	5	1:48.313	2	1:56.269	4	5:42.983	3		
6	2 GIUST PREPARAZIONI	ITA	Mirko Zanardini	ITA	<u>Giuseppe Ghezzi</u>	ITA	Lamborghini Huracan GT3	DIVISIO	1	1:37.400	4	1:37.435	9	1:37.464	7	1:37.664	6	1:38.206	3
7	8 REPARTO CORSE RAM	ITA	Aurora Paleari	ITA			Ferrari 488 Challenge Evo	DIVISIO	2	1:38.202	9	1:38.225	8	1:38.458	4	1:38.516	5	1:39.223	3
8	32 ASR	ITA	Alex Beatovic	SRB			Lamborghini Super Trofeo EVO2	DIVISIO	5	1:41.923	8	1:42.420	9	1:42.894	5	1:42.939	6	1:43.010	4
9	28 PB RACING	ITA	Luca Zambello	ITA	<u>Bitar Meacci</u>	ITA	Lotus Emira Cup	DIVISIO	1	1:44.287	3	1:44.577	5	1:46.680	2	5:13.482	6		
10	54 PB RACING	ITA	Alberto Naska	ITA	<u>Suellio Almeida</u>	CAN	Lotus Emira Cup	DIVISIO	2	1:44.878	5	1:46.243	4	1:46.285	3	1:47.511	6	1:48.631	7
11	39 ACME SPEEDWORKS	ITA	Robert Krayevsky	USA	<u>Luigi Maselli</u>	ITA	Lotus Emira Cup	DIVISIO	3	1:45.107	6	1:46.440	3						
12	76 CENTRI PORSCHE TICINO	ITA	Ivan Rostovskiy	CHE			Porsche Cayman GT4 718 RS	DIVISIO	4	1:46.385	8	1:47.583	5	1:47.664	7	1:49.902	4	1:51.088	6
13	17 PB RACING	ITA	Maurizio Accarino	ITA	<u>Luigi Foresti</u>	ITA	Lotus Emira Cup	DIVISIO	5	1:47.434	5	1:47.831	4	1:47.984	8	1:48.024	6	1:48.982	3
14	87 PB RACING	ITA	Andrea Carpenzano	ITA	<u>Giovanni Grasso</u>	ITA	Lotus Emira Cup	DIVISIO	6	1:48.284	6	1:51.141	4	1:51.427	3	1:52.556	5	2:00.326	2
15	56 V-Action	ITA	Francesco Malvestiti	ITA	<u>Miran Grcic</u>	ITA	Lotus Emira Cup	DIVISIO	7	1:54.502	8	1:54.696	7	1:55.346	6	1:58.965	4	1:59.337	5



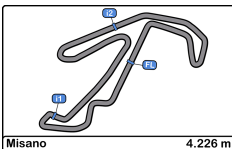


Misano
SuperSport GT
Qualifying - 2
Best 5 Top Speeds



Cl	N° Entrant/Team	Nat	Driver 1	Nat	Driver 2	Nat	Vehicle	Cat	Cl	Top 1		Top 2		Top 3		Top 4		Top 5		Avg
										Km/h	Lap	Km/h	Lap	Km/h	Lap	Km/h	Lap	Km/h	Lap	
1	88 REPARTO CORSE RAM	ITA	Giorgio Bacco	ITA	Giulio Bacco	ITA	Ferrari 296 Challenge	DIVISIO	1	231.7	5	230.7	7	230.2	4	229.2	8	228.8	2	230.1
2	252 XMOTORS	ITA	Filippo Fant	ITA	Alberto Frisoni	ITA	Lamborghini Super Trofeo EVO2	DIVISIO	2	229.2	5	229.2	8	228.8	4	227.8	6	227.8	9	228.6
3	2 GIUST PREPARAZIONI	ITA	Mirko Zanardini	ITA	Giuseppe Ghezzi	ITA	Lamborghini Huracan GT3	DIVISIO	1	225.9	4	225.0	3	224.5	9	224.0	6	224.0	7	224.7
4	106 POLLINI RACING	ITA	Matteo Pollini	ITA	Gioele Pollini	ITA	Lamborghini Super Trofeo EVO	DIVISIO	3	225.9	4	225.4	3	225.0	6	225.0	7	225.0	8	225.2
5	12 MRNC12 RACING TEAM	ITA	Giammarco Marzialetti	ITA	Gerardo Marino	ITA	Ferrari 296 Challenge	DIVISIO	4	225.4	5	225.0	7	225.0	8	225.0	9	224.0	4	224.9
6	32 ASR	ITA	Alex Beatovic	SRB			Lamborghini Super Trofeo EVO2	DIVISIO	5	224.5	4	224.0	8	223.6	2	223.6	6	222.6	5	223.6
7	8 REPARTO CORSE RAM	ITA	Aurora Paleari	ITA			Ferrari 488 Challenge Evo	DIVISIO	1	222.2	5	221.7	4	221.7	9	221.3	6	220.8	3	221.5
8	4 REPARTO CORSE RAM	ITA	Pablo Benites	ARG	Oscar Lien Bitar Benitez	URY	Ferrari 488 Challenge Evo	DIVISIO	2	217.3	5	216.8	4	190.8	2	189.4	3	187.5	1	200.3
9	76 CENTRI PORSCHE TICINO	ITA	Ivan Rostovskiy	CHE			Porsche Cayman GT4 718 RS	DIVISIO	1	203.0	4	202.6	8	202.2	7	201.8	5	198.8	2	201.7
10	28 PB RACING	ITA	Luca Zambello	ITA	Bitar Meacci	ITA	Lotus Emira Cup	DIVISIO	2	201.4	2	199.6	4	198.5	3	197.4	5	196.7	1	198.7
11	39 ACME SPEEDWORKS	ITA	Robert Krayevsky	USA	Luigi Maselli	ITA	Lotus Emira Cup	DIVISIO	3	200.0	6	199.2	3	197.8	4	197.4	2	173.6	5	193.6
12	54 PB RACING	ITA	Alberto Naska	ITA	Suellio Almeida	CAN	Lotus Emira Cup	DIVISIO	4	196.0	3	195.6	7	194.5	4	194.2	2	194.2	6	194.9
13	17 PB RACING	ITA	Maurizio Accarino	ITA	Luigi Foresti	ITA	Lotus Emira Cup	DIVISIO	5	195.6	2	194.5	3	194.2	4	193.2	5	193.2	6	194.1
14	56 V-Action	ITA	Francesco Malvestiti	ITA	Miran Grcic	ITA	Lotus Emira Cup	DIVISIO	6	194.9	5	193.2	2	192.5	8	190.8	6	190.4	3	192.3
15	87 PB RACING	ITA	Andrea Carpenzano	ITA	Giovanni Grasso	ITA	Lotus Emira Cup	DIVISIO	7	194.5	4	193.5	3	192.8	5	191.4	6	185.8	7	191.6



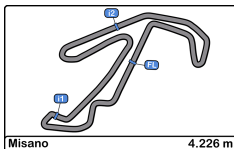


Misano
SuperSport GT
Qualifying - 2
Fastest Laps Sequence

SUPERSPORT SERIES GT

Lap	Time of Day	Session Time	N° Entrant/Team	Nat	Driver 1	Nat	Driver 2	Nat	Vehicle	Cat	Time	Km/h
2	10:11:01.450	6:01.450	106 POLLINI RACING	ITA	Matteo Pollini	ITA	<u>Gioele Pollini</u>	ITA	Lamborghini Super Trofeo EVO	DIVISIO	1:44.413	145.7
2	10:11:26.157	6:26.157	8 REPARTO CORSE RAM	ITA	Aurora Paleari	ITA			Ferrari 488 Challenge Evo	DIVISIO	1:43.558	146.9
3	10:12:37.874	7:37.874	106 POLLINI RACING	ITA	Matteo Pollini	ITA	<u>Gioele Pollini</u>	ITA	Lamborghini Super Trofeo EVO	DIVISIO	1:36.424	157.7
4	10:14:13.264	9:13.264	106 POLLINI RACING	ITA	Matteo Pollini	ITA	<u>Gioele Pollini</u>	ITA	Lamborghini Super Trofeo EVO	DIVISIO	1:35.390	159.4





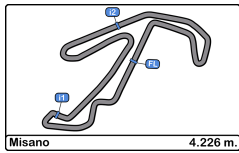
Misano
SuperSport GT
Qualifying - 2

SUPERSPORT SERIES GT

Event Best Maximum Speed

N°	Entrant/Team	Nat	Driver 1	Nat	Driver 2	Nat	Vehicle	Cat	Km/h	Session
88	REPARTO CORSE RAM	ITA	Giorgio Bacco	ITA	Giulio Bacco	ITA	Ferrari 296 Challenge	DIVISIO	237.3	Free Practice - 2
252	XMOTORS	ITA	Filippo Fant	ITA	Alberto Frisoni	ITA	Lamborghini Super Trofeo EVO2	DIVISIO	229.2	Qualifying - 2
2	GIUST PREPARAZIONI	ITA	Mirko Zanardini	ITA	Giuseppe Ghezzi	ITA	Lamborghini Huracan GT3	DIVISIO	228.8	Free Practice - 1
12	MRNC12 RACING TEAM	ITA	Giammarco Marzialetti	ITA	Gerardo Marino	ITA	Ferrari 296 Challenge	DIVISIO	227.3	Qualifying - 1
106	POLLINI RACING	ITA	Matteo Pollini	ITA	Gioele Pollini	ITA	Lamborghini Super Trofeo EVO	DIVISIO	226.4	Race - 1
32	ASR	ITA	Alex Beatovic	SRB			Lamborghini Super Trofeo EVO2	DIVISIO	224.5	Qualifying - 2
6	GIUST PREPARAZIONI	ITA	Giovanni Brentan	ITA	Bruno Jarach	ITA	Lamborghini Huracan GT3	DIVISIO	224.0	Qualifying - 1
8	REPARTO CORSE RAM	ITA	Aurora Paleari	ITA			Ferrari 488 Challenge Evo	DIVISIO	222.2	Qualifying - 2
4	REPARTO CORSE RAM	ITA	Pablo Benites	ARG	Oscar Lien Bitar Benitez	URY	Ferrari 488 Challenge Evo	DIVISIO	219.9	Qualifying - 1
23	V-Action	ITA	Francesco Bolzoni	ITA			Porsche 911 Cup 991 Gen1	DIVISIO	211.3	Free Practice - 2
76	CENTRI PORSCHE TICINO	ITA	Ivan Rostovskiy	CHE			Porsche Cayman GT4 718 RS Clubsp	DIVISIO	203.7	Race - 1
39	ACME SPEEDWORKS	ITA	Robert Krayevsky	USA	Luigi Maselli	ITA	Lotus Emira Cup	DIVISIO	201.8	Qualifying - 1
28	PB RACING	ITA	Luca Zambello	ITA	Bitar Meacci	ITA	Lotus Emira Cup	DIVISIO	201.4	Qualifying - 2
17	PB RACING	ITA	Maurizio Accarino	ITA	Luigi Foresti	ITA	Lotus Emira Cup	DIVISIO	199.6	Qualifying - 1
54	PB RACING	ITA	Alberto Naska	ITA	Suellio Almeida	CAN	Lotus Emira Cup	DIVISIO	196.7	Free Practice - 2
56	V-Action	ITA	Francesco Malvestiti	ITA	Miran Grcic	ITA	Lotus Emira Cup	DIVISIO	196.3	Race - 1
87	PB RACING	ITA	Andrea Carpenzano	ITA	Giovanni Grasso	ITA	Lotus Emira Cup	DIVISIO	195.2	Qualifying - 1





Misano

SuperSport GT

Qualifying - 2

Pit Stop Analysis

SUPERSPORT SERIES GT

28

Luca Zambello

Lotus Emira Cup

DIVISIONE Bitar Meacci

PB RACING

N°	In Day Time	In Time	Out Time	Pit Time	T. Pit Time	Handicap	Diff.
1	10:19:25.666	10:19:25.666	10:21:49.254	2:23.588	2:23.588	5:38.0	-14.4

39

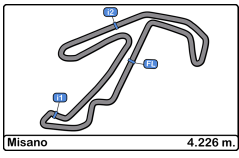
Robert Krayevsky

Lotus Emira Cup

DIVISIONE Luigi Maselli

ACME SPEEDWORKS

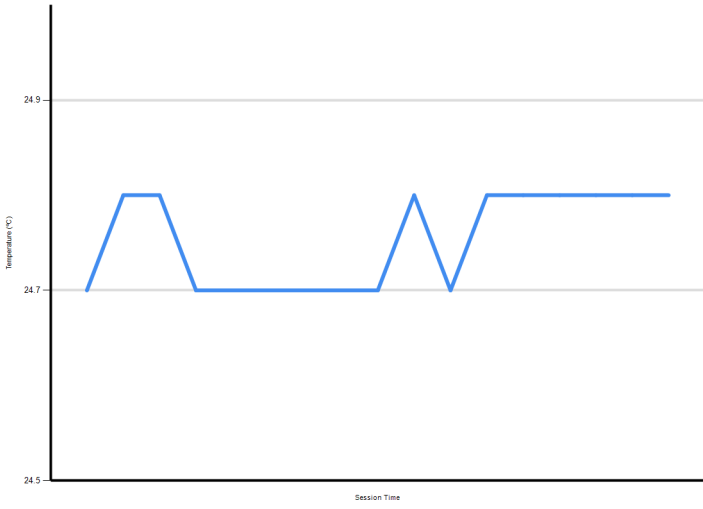
N°	In Day Time	In Time	Out Time	Pit Time	T. Pit Time	Handicap	Diff.
1	10:09:58.729	10:09:58.729	10:12:11.651	2:12.922	2:12.922	5:38.0	-25.0



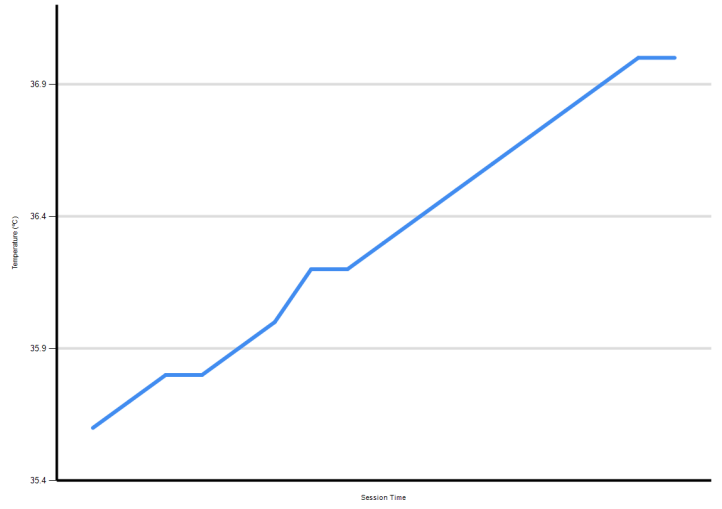
Misano SuperSport GT Qualifying - 2 Weather Report



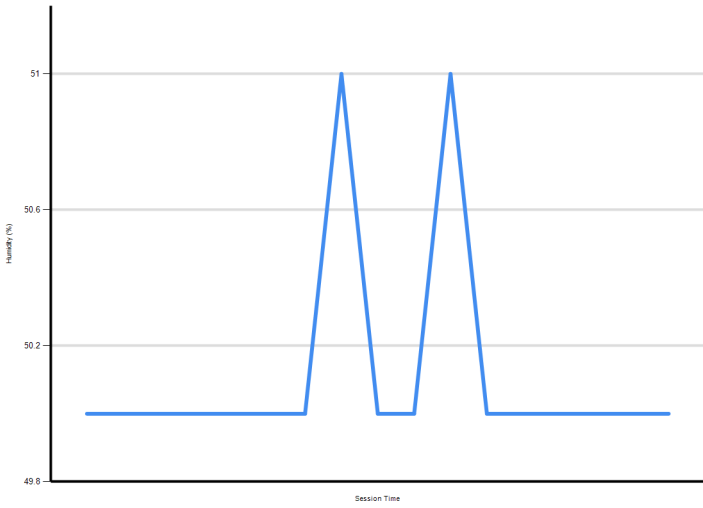
Air Temperature



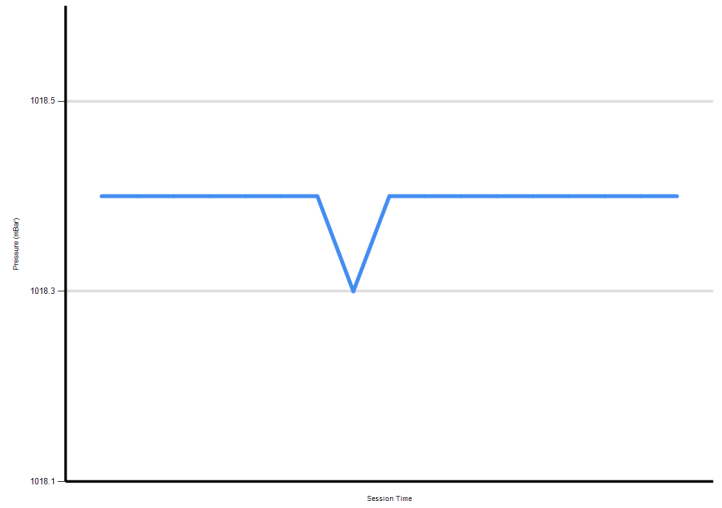
Track Temperature



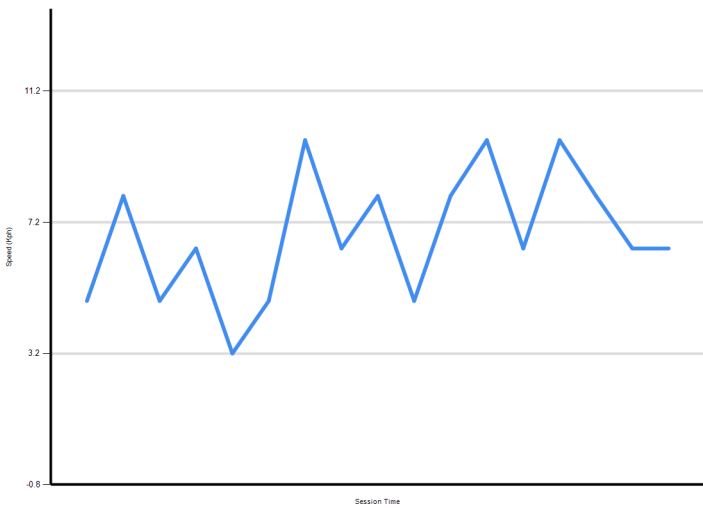
Humidity



Pressure



Wind Speed



Wind direction

