



***SUPERSPORT SERIES* GT**

SuperSport GT

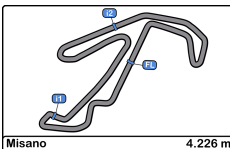
Misano World Circuit Marco Simoncelli

5th – 7th June 2026

Results booklet



Provided by Cronococa S.L.
www.cronococa.com



Misano
SuperSport GT
Free Practice - 1
Provisional Results



Cls	N°	Entrant/Team	Nat	Driver 1	Nat	Driver 2	Nat	Vehicle	Cat	Cls	Laps	Best	Time	Gap	Interval	Km/h
1	88	REPARTO CORSE RAM	ITA	Giorgio Bacco	ITA	Giulio Bacco	ITA	Ferrari 296 Challenge	DIVISIO	1	10	10	1:52.453			135.2
2	2	GIUST PREPARAZIONI	ITA	Mirko Zanardini	ITA	Giuseppe Ghezzi	ITA	Lamborghini Huracan GT3	DIVISIO	1	11	11	1:52.740	0.287	0.287	134.9
3	106	POLLINI RACING	ITA	Matteo Pollini	ITA	Gioele Pollini	ITA	Lamborghini Super Trofeo EVO	DIVISIO	2	12	12	1:53.757	1.304	1.017	133.7
4	252	XMOTORS	ITA	Alberto Frisoni	ITA	Filippo Fant	ITA	Lamborghini Super Trofeo EVO2	DIVISIO	3	11	10	1:55.767	3.314	2.010	131.4
5	4	REPARTO CORSE RAM	ITA	Pablo Benites	ARG	Benitez Oscar Lien Bitar	PRY	Ferrari 488 Challenge Evo	DIVISIO	1	9	9	1:56.018	3.565	0.251	131.1
6	6	GIUST PREPARAZIONI	ITA	Giovanni Brentan	ITA	Bruno Jarach	ITA	Lamborghini Huracan GT3	DIVISIO	2	11	11	1:57.752	5.299	1.734	129.2
7	12	MRNC12 RACING TEAM	ITA	Giammarco Marzialetti	ITA	Gerardo Marino	ITA	Ferrari 296 Challenge	DIVISIO	4	6	5	2:00.078	7.625	2.326	126.6
8	39	ACME SPEEDWORKS	ITA	Luigi Maselli	ITA	Robert Krayevsky	USA	Lotus Emira Cup	DIVISIO	1	9	8	2:02.123	9.670	2.045	124.5
9	87	PB RACING	ITA	Giovanni Grasso	ITA	Andrea Carpenzano	ITA	Lotus Emira Cup	DIVISIO	2	9	9	2:07.391	14.938	5.268	119.4
10	54	PB RACING	ITA	Alberto Naska	ITA	Suellio Almeida	CAN	Lotus Emira Cup	DIVISIO	3	9	9	2:07.924	15.471	0.533	118.9
11	17	PB RACING	ITA	Luigi Foresti	ITA	Maurizio Accarino	ITA	Lotus Emira Cup	DIVISIO	4	10	10	2:08.433	15.980	0.509	118.4
12	32	ASR	ITA	Alex Beatovic	SRB			Lamborghini Super Trofeo EVO2	DIVISIO	5	8	8	2:09.410	16.957	0.977	117.5
13	56	PB RACING	ITA	Francesco Malvestiti	ITA	Miran Grcic	ITA	Lotus Emira Cup	DIVISIO	5	2	2	2:29.080	36.627	19.670	102.0

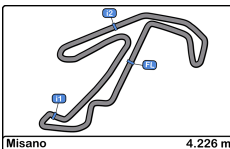
Published at:.....

Track Temp: 20.8 °C Air Temp: 21.3 °C Humidity: 74 % Track Status: WET

Race Director:

Timekeeper:





Misano
SuperSport GT
Free Practice - 1
Provisional Results by Category



DIVISIONE B																
Cls	N°	Entrant/Team	Nat	Driver 1	Nat	Driver 2	Nat	Vehicle	Cat	Cls	Laps	Best	Time	Gap	Interval	Km/h
1	88	REPARTO CORSE RAM	ITA	Giorgio Bacco	ITA	Giulio Bacco	ITA	Ferrari 296 Challenge	DIVISIO	1	10	10	1:52.453			135.2
2	106	POLLINI RACING	ITA	Matteo Pollini	ITA	Gioele Pollini	ITA	Lamborghini Super Trofeo EVO	DIVISIO	2	12	12	1:53.757	1.304	1.304	133.7
3	252	XMOTORS	ITA	Alberto Frisoni	ITA	Filippo Fant	ITA	Lamborghini Super Trofeo EVO2	DIVISIO	3	11	10	1:55.767	3.314	2.010	131.4
4	12	MRNC12 RACING TEAM	ITA	Giammarco Marzialetti	ITA	Gerardo Marino	ITA	Ferrari 296 Challenge	DIVISIO	4	6	5	2:00.078	7.625	4.311	126.6
5	32	ASR	ITA	Alex Beatovic	SRB			Lamborghini Super Trofeo EVO2	DIVISIO	5	8	8	2:09.410	16.957	9.332	117.5

DIVISIONE A																
Cls	N°	Entrant/Team	Nat	Driver 1	Nat	Driver 2	Nat	Vehicle	Cat	Cls	Laps	Best	Time	Gap	Interval	Km/h
1	2	GIUST PREPARAZIONI	ITA	Mirko Zanardini	ITA	Giuseppe Ghezzi	ITA	Lamborghini Huracan GT3	DIVISIO	1	11	11	1:52.740			134.9
2	6	GIUST PREPARAZIONI	ITA	Giovanni Brentan	ITA	Bruno Jarach	ITA	Lamborghini Huracan GT3	DIVISIO	2	11	11	1:57.752	5.012	5.012	129.2

DIVISIONE C																
Cls	N°	Entrant/Team	Nat	Driver 1	Nat	Driver 2	Nat	Vehicle	Cat	Cls	Laps	Best	Time	Gap	Interval	Km/h
1	4	REPARTO CORSE RAM	ITA	Pablo Benites	ARG	Benitez Oscar Lien Bitar	PRY	Ferrari 488 Challenge Evo	DIVISIO	1	9	9	1:56.018			131.1

DIVISIONE D																
Cls	N°	Entrant/Team	Nat	Driver 1	Nat	Driver 2	Nat	Vehicle	Cat	Cls	Laps	Best	Time	Gap	Interval	Km/h
1	39	ACME SPEEDWORKS	ITA	Luigi Maselli	ITA	Robert Krayevsky	USA	Lotus Emira Cup	DIVISIO	1	9	8	2:02.123			124.5
2	87	PB RACING	ITA	Giovanni Grasso	ITA	Andrea Carpenzano	ITA	Lotus Emira Cup	DIVISIO	2	9	9	2:07.391	5.268	5.268	119.4
3	54	PB RACING	ITA	Alberto Naska	ITA	Suellig Almeida	CAN	Lotus Emira Cup	DIVISIO	3	9	9	2:07.924	5.801	0.533	118.9
4	17	PB RACING	ITA	Luigi Foresti	ITA	Maurizio Accarino	ITA	Lotus Emira Cup	DIVISIO	4	10	10	2:08.433	6.310	0.509	118.4
5	56	PB RACING	ITA	Francesco Malvestiti	ITA	Miran Grcic	ITA	Lotus Emira Cup	DIVISIO	5	2	2	2:29.080	26.957	20.647	102.0

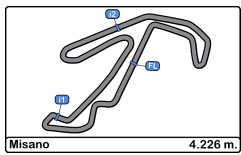
Published at:.....

Track Temp: 20.8 °C Air Temp: 21.3 °C Humidity: 74 % Track Status: WET

Race Director:

Timekeeper:





Misano
SuperSport GT
Free Practice - 1
Lap Analysis



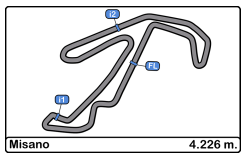
2							17							
DIVISIONE							DIVISIONE							
Giuseppe Ghezzi							Maurizio Accarino							
Lap	D	Time	Sector 1	Sector 2	Sector 3	T. Spd	Lap	D	Time	Sector 1	Sector 2	Sector 3	T. Spd	Elapsed
1		9:52:38.406	9:51:02.234	49.284	46.888	184.6	1		9:54:42.941	9:52:48.174	55.642	59.125	166.9	9:54:42.941
2		2:00.094	32.010	43.762	44.322	217.3	2		2:27.553	39.952	52.493	55.108	182.4	9:57:10.494
3		1:59.312	32.057	42.996	44.259	218.6	3		2:22.504	38.748	50.388	53.368	167.9	9:59:32.998
4		2:00.903	32.431	43.498	44.974	218.1	4		2:20.244	37.373	51.276	51.595	185.5	10:01:53.242
5		1:58.726	32.533	43.090	43.103	219.9	5		2:16.749	36.995	49.131	50.623	193.2	10:04:09.991
6		3:58.258 P	32.163	44.864	2:41.231	215.5	6		2:14.879	36.868	48.666	49.345	194.2	10:06:24.870
7		2:14.658	48.592	43.659	42.407	220.4	7		2:15.877	36.455	47.889	51.533	196.0	10:08:40.747
8		1:55.663	31.559	42.587	41.517	219.0	8		2:12.536	35.634	49.002	47.900	195.6	10:10:53.283
9		1:57.773	33.039	42.715	42.019	220.8	9		2:14.109	38.366	48.258	47.485	195.2	10:13:07.392
10		1:54.559	30.975	42.306	41.278	228.8	10		2:08.433	34.332	46.974	47.127	195.6	10:15:15.825
11		1:52.740	31.172	41.122	40.446	222.2	11			38.917	54.595		129.3	
12			30.791	46.887		164.1								

4							32							
DIVISIONE							DIVISIONE							
Benitez Oscar Lien Bitar							Alex Beatovic							
Lap	D	Time	Sector 1	Sector 2	Sector 3	T. Spd	Lap	D	Time	Sector 1	Sector 2	Sector 3	T. Spd	Elapsed
1		9:57:18.706 P	9:55:32.745	46.582	59.379	209.3	1		9:57:28.392 P	9:54:20.171	53.623	2:14.598	151.4	9:57:28.392
2		2:18.316	48.694	45.099	44.523	211.3	2		2:44.382	1:03.463	47.751	53.168	210.9	10:00:12.774
3		2:02.468	33.627	43.995	44.846	212.1	3		4:27.784 P	35.778	1:02.933	2:49.073	216.0	10:04:40.558
4		1:59.412	32.776	43.722	42.914	210.5	4		2:34.430	56.909	48.080	49.441	216.0	10:07:14.988
5		1:57.951	31.997	43.475	42.479	212.1	5		2:16.300	36.132	49.626	50.542	203.3	10:09:31.288
6		3:52.460 P	31.962	44.644	2:35.854	214.2	6		2:11.738	36.204	46.058	49.476	216.0	10:11:43.026
7		2:19.169	48.687	45.922	44.560	206.5	7		2:12.305	35.553	46.427	50.325	181.5	10:13:55.331
8		1:59.244	32.625	43.733	42.886	210.9	8		2:09.410	34.918	45.487	49.005	203.7	10:16:04.741
9		1:56.018	31.532	42.620	41.866	212.5	9			36.624	46.192		204.1	
10			35.652	47.637		187.5								

6							39								
DIVISIONE							DIVISIONE								
Bruno Jarach							Luigi Maselli								
Lap	D	Time	Sector 1	Sector 2	Sector 3	T. Spd	Lap	D	Time	Sector 1	Sector 2	Sector 3	T. Spd	Elapsed	
1		9:52:18.898	9:50:45.940	45.934	47.024	201.1	1		9:56:13.030	9:54:15.033	1:02.217	55.780	141.1	9:56:13.030	
2		2:08.159	34.195	45.794	48.170	205.7	2		2:21.732	39.308	51.208	51.216	177.6	9:58:34.762	
3		2:06.093	34.292	44.844	46.957	207.2	3		2:15.186	37.556	49.494	48.136	189.4	10:00:49.948	
4		2:06.650	34.394	44.944	47.312	206.8	4		2:11.331	35.885	48.536	46.910	189.1	10:03:01.279	
5		2:05.995	33.296	45.671	47.028	208.0	5		2:08.956	35.175	47.410	46.371	191.4	10:05:10.235	
6		2:02.454	33.428	43.668	45.358	207.6	6		2:07.248	35.119	46.957	45.172	191.8	10:07:17.483	
7		2:02.131	33.021	43.493	45.617	208.4	7		2:05.660	34.569	47.402	43.689	193.5	10:09:23.143	
8		3:47.658 P	33.267	44.087	2:30.304	206.8	8		2:02.123	33.675	45.541	42.907	195.2	10:11:25.266	
9		2:17.132	46.536	44.942	45.654	207.6	9		4:08.814 P	33.133	45.496	2:50.185	194.2	10:15:34.080	
10		2:03.099	33.319	45.216	44.564	207.2									
11		1:57.752	31.689	42.889	43.174	208.8									
12			36.270	44.705		207.6									

12							54							
DIVISIONE							DIVISIONE							
Gerardo Marino							Suellio Almeida							
Lap	D	Time	Sector 1	Sector 2	Sector 3	T. Spd	Lap	D	Time	Sector 1	Sector 2	Sector 3	T. Spd	Elapsed
1		9:58:19.775 P			9:58:19.775		1		9:53:07.542	9:51:09.515	58.142	59.885	144.5	9:53:07.542
2		4:20.198 P	50.082	47.970	2:42.146	198.1	2		2:27.600	40.408	53.325	53.867	168.7	9:55:35.142
3		2:17.644	47.029	44.867	45.748	216.4	3		5:39.690 P	38.078	50.293	4:11.319	188.8	10:01:14.832
4		2:03.327	34.051	44.209	45.067	218.6	4		2:44.193	54.794	54.248	55.151	165.6	10:03:59.025
5		2:00.078	32.823	43.270	43.985	219.0	5		2:20.950	39.184	49.405	52.361	189.1	10:06:19.975
6		4:06.587 P	32.213	43.271	2:51.103	219.5	6		2:17.424	37.426	49.094	50.904	191.4	10:08:37.399
7			47.784	43.459		217.7	7		2:13.375	35.814	48.486	49.075	153.8	10:10:50.774
							8		2:12.645	35.484	48.837	48.324	193.8	10:13:03.419
							9		2:07.924	34.671	46.468	46.785	192.5	10:15:11.343
							10			37.133	59.191		123.5	





Misano
SuperSport GT
Free Practice - 1
Lap Analysis



56

Francesco Malvestiti

Lotus Emira Cup **252**

Alberto Frisoni

Lamborghini Super Trofeo EVO2

DIVISIONE Miran Grcic

PB RACING

DIVISIONE Filippo Fant

XMOTORS

Lap	D	Time	Sector 1	Sector 2	Sector 3	T. Spd	Elapsed	Lap	D	Time	Sector 1	Sector 2	Sector 3	T. Spd	Elapsed
1		10:13:47.409			10:13:47.409		10:13:47.409	1		9:52:56.192	9:51:12.288	51.740	52.164	159.0	9:52:56.192
2		2:29.080	54.687	47.809	46.584	189.8	10:16:16.489	2		2:14.199	37.951	46.832	49.416	186.5	9:55:10.391
3			34.039	46.698		192.8		3		2:09.793	35.994	45.312	48.487	205.3	9:57:20.184

87

Giovanni Grasso

Lotus Emira Cup

DIVISIONE Andrea Carpenzano

PB RACING

Lap	D	Time	Sector 1	Sector 2	Sector 3	T. Spd	Elapsed	Lap	D	Time	Sector 1	Sector 2	Sector 3	T. Spd	Elapsed		
1		9:56:34.619	9:54:45.610	52.631	56.378	180.6	9:56:34.619	4		2:05.959	35.221	44.457	46.281	217.7	9:59:26.143		
2		2:24.240	38.979	53.049	52.212	180.0	9:58:58.859	5		2:04.586	34.776	44.118	45.692	208.0	10:01:30.729		
3		2:21.538	37.832	51.749	51.957	188.1	10:01:20.397	6		2:03.964	33.764	43.472	46.728	211.7	10:03:34.693		
4		3:45.635	P	36.505	49.893	2:19.237	188.4	10:05:06.032	7		2:20.387	P	33.952	48.990	57.445	208.0	10:05:55.080
5		2:35.498	52.246	51.082	52.170	187.5	10:07:41.530	8		4:01.090	2:31.043	44.823	45.224	219.0	10:09:56.170		
6		2:17.269	37.192	49.826	50.251	188.1	10:09:58.799	9		1:57.547	33.001	42.896	41.650	222.6	10:11:53.717		
7		2:17.861	36.205	52.527	49.129	168.4	10:12:16.660	10		1:55.767	31.286	41.507	42.974	224.0	10:13:49.484		
8		2:09.347	34.380	48.838	46.129	191.1	10:14:26.007	11		1:57.974	30.956	41.758	45.260	223.1	10:15:47.458		
9		2:07.391	33.309	47.774	46.308	189.8	10:16:33.398	12			33.404	48.511		185.8			
10			36.046	48.481		186.5											

88

Giorgio Bacco

Ferrari 296 Challenge

DIVISIONE Giulio Bacco

REPARTO CORSE RAM

Lap	D	Time	Sector 1	Sector 2	Sector 3	T. Spd	Elapsed	
1		9:56:33.825	P	9:54:44.319	43.276	1:06.230	213.0	9:56:33.825
2		2:25.175	P	47.904	42.832	54.439	232.2	9:58:59.000
3		2:29.044	P	52.481	42.293	54.270	218.6	10:01:28.044
4		2:12.815	47.440	42.670	42.705	219.0	10:03:40.859	
5		1:58.998	31.803	43.939	43.256	219.0	10:05:39.857	
6		1:56.355	31.135	41.937	43.283	220.4	10:07:36.212	
7		3:05.562	P	31.513	41.609	1:52.440	219.5	10:10:41.774
8		2:18.857	48.364	44.441	46.052	219.0	10:13:00.631	
9		1:55.261	30.971	41.482	42.808	206.1	10:14:55.892	
10		1:52.453	30.582	40.979	40.892	221.3	10:16:48.345	
11			33.176	42.625		213.8		

106

Matteo Pollini

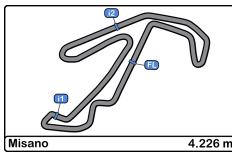
Lamborghini Super Trofeo EVO

DIVISIONE Gioele Pollini

POLLINI RACING

Lap	D	Time	Sector 1	Sector 2	Sector 3	T. Spd	Elapsed	
1		9:52:21.666	9:50:49.120	45.897	46.649	215.5	9:52:21.666	
2		2:04.570	33.309	44.311	46.950	218.1	9:54:26.236	
3		2:02.310	32.738	43.844	45.728	218.1	9:56:28.546	
4		2:00.519	32.266	43.226	45.027	217.3	9:58:29.065	
5		1:58.159	32.180	42.654	43.325	217.7	10:00:27.224	
6		2:11.348	P	31.888	42.989	56.471	217.3	10:02:38.572
7		3:28.152	2:00.282	44.171	43.699	217.3	10:06:06.724	
8		1:57.583	32.642	42.718	42.223	218.1	10:08:04.307	
9		1:55.424	32.012	41.989	41.423	217.7	10:09:59.731	
10		1:55.068	32.428	41.862	40.778	217.7	10:11:54.799	
11		1:55.870	31.472	41.780	42.618	216.4	10:13:50.669	
12		1:53.757	30.910	41.137	41.710	219.5	10:15:44.426	
13			35.761	47.609		180.9		



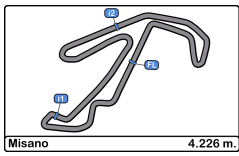


Misano
SuperSport GT
Free Practice - 1
Best Sectors Results



Sector - 1		Sector - 2		Sector - 3		Ideal Lap vs Best Lap					
Clas	Nº Driver	Time	Nº Driver	Time	Nº Driver	Time	Clas	Nº Driver	Ideal Lap	Best Lap	Clas
1	88 Bacco - Bacco	30.582	88 Bacco - Bacco	40.979	2 Zanardini - Ghezzi	40.446	1	2 Zanardini - Ghezzi	1:52.359	1:52.740	2
2	2 Zanardini - Ghezzi	30.791	2 Zanardini - Ghezzi	41.122	106 Pollini - Pollini	40.778	2	88 Bacco - Bacco	1:52.453	1:52.453	1
3	106 Pollini - Pollini	30.910	106 Pollini - Pollini	41.137	88 Bacco - Bacco	40.892	3	106 Pollini - Pollini	1:52.825	1:53.757	3
4	252 Frisoni - Fant	30.956	252 Frisoni - Fant	41.507	252 Frisoni - Fant	41.650	4	252 Frisoni - Fant	1:54.113	1:55.767	4
5	4 Benites - Bitar	31.532	4 Benites - Bitar	42.620	4 Benites - Bitar	41.866	5	4 Benites - Bitar	1:56.018	1:56.018	5
6	6 Brentan - Jarach	31.689	6 Brentan - Jarach	42.889	39 Maselli - Krayevsky	42.907	6	6 Brentan - Jarach	1:57.752	1:57.752	6
7	12 Marzialetti - Marino	32.213	12 Marzialetti - Marino	43.270	6 Brentan - Jarach	43.174	7	12 Marzialetti - Marino	1:59.468	2:00.078	7
8	39 Maselli - Krayevsky	33.133	32 Beatovic Alex	45.487	12 Marzialetti - Marino	43.985	8	39 Maselli - Krayevsky	2:01.536	2:02.123	8
9	87 Grasso - Carpenzano	33.309	39 Maselli - Krayevsky	45.496	87 Grasso - Carpenzano	46.129	9	87 Grasso - Carpenzano	2:07.212	2:07.391	9
10	56 Malvestiti - Grcic	34.039	54 Naska - Almeida	46.468	56 Malvestiti - Grcic	46.584	10	56 Malvestiti - Grcic	2:07.321	2:29.080	13
11	17 Foresti - Accarino	34.332	56 Malvestiti - Grcic	46.698	54 Naska - Almeida	46.785	11	54 Naska - Almeida	2:07.924	2:07.924	10
12	54 Naska - Almeida	34.671	17 Foresti - Accarino	46.974	17 Foresti - Accarino	47.127	12	17 Foresti - Accarino	2:08.433	2:08.433	11
13	32 Beatovic Alex	34.918	87 Grasso - Carpenzano	47.774	32 Beatovic Alex	49.005	13	32 Beatovic Alex	2:09.410	2:09.410	12



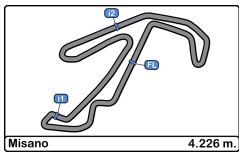


Misano
SuperSport GT
Free Practice - 1
Best 5 Lap Times



Cl	N° Entrant/Team	Nat	Driver 1	Nat	Driver 2	Nat	Vehicle	Cat	Cl	Best 1		Best 2		Best 3		Best 4		Best 5	
										Time	Lap	Time	Lap	Time	Lap	Time	Lap	Time	Lap
1	88 REPARTO CORSE RAM	ITA	Giorgio Bacco	ITA	Giulio Bacco	ITA	Ferrari 296 Challenge	DIVISIO	1	1:52.453	10	1:55.261	9	1:56.355	6	1:58.998	5	2:12.815	4
2	2 GIUST PREPARAZIONI	ITA	Mirko Zanardini	ITA	Giuseppe Ghezzi	ITA	Lamborghini Huracan GT3	DIVISIO	1	1:52.740	11	1:54.559	10	1:55.663	8	1:57.773	9	1:58.726	5
3	106 POLLINI RACING	ITA	Matteo Pollini	ITA	Gioele Pollini	ITA	Lamborghini Super Trofeo EVO	DIVISIO	2	1:53.757	12	1:55.068	10	1:55.424	9	1:55.870	11	1:57.583	8
4	252 XMOTORS	ITA	Alberto Frisoni	ITA	Filippo Fant	ITA	Lamborghini Super Trofeo EVO2	DIVISIO	3	1:55.767	10	1:57.547	9	1:57.974	11	2:03.964	6	2:04.586	5
5	4 REPARTO CORSE RAM	ITA	Pablo Benites	ARG	Benitez Oscar Lien Bitar	URY	Ferrari 488 Challenge Evo	DIVISIO	1	1:56.018	9	1:57.951	5	1:59.244	8	1:59.412	4	2:02.468	3
6	6 GIUST PREPARAZIONI	ITA	Giovanni Brentan	ITA	Bruno Jarach	ITA	Lamborghini Huracan GT3	DIVISIO	2	1:57.752	11	2:02.131	7	2:02.454	6	2:03.099	10	2:05.995	5
7	12 MRNC12 RACING TEAM	ITA	Giammarco Marzialetti	ITA	Gerardo Marino	ITA	Ferrari 296 Challenge	DIVISIO	4	2:00.078	5	2:03.327	4	2:17.644	3	4:06.587	6	4:20.198	2
8	39 ACME SPEEDWORKS	ITA	Luigi Maselli	ITA	Robert Krayevsky	USA	Lotus Emira Cup	DIVISIO	1	2:02.123	8	2:05.660	7	2:07.248	6	2:08.956	5	2:11.331	4
9	87 PB RACING	ITA	Giovanni Grasso	ITA	Andrea Carpenzano	ITA	Lotus Emira Cup	DIVISIO	2	2:07.391	9	2:09.347	8	2:17.269	6	2:17.861	7	2:21.538	3
10	54 PB RACING	ITA	Alberto Naska	ITA	Suellio Almeida	CAN	Lotus Emira Cup	DIVISIO	3	2:07.924	9	2:12.645	8	2:13.375	7	2:17.424	6	2:20.950	5
11	17 PB RACING	ITA	Luigi Foresti	ITA	Maurizio Accarino	ITA	Lotus Emira Cup	DIVISIO	4	2:08.433	10	2:12.536	8	2:14.109	9	2:14.879	6	2:15.877	7
12	32 ASR	ITA	Alex Beatovic	SRB			Lamborghini Super Trofeo EVO2	DIVISIO	5	2:09.410	8	2:11.738	6	2:12.305	7	2:16.300	5	2:34.430	4
13	56 PB RACING	ITA	Francesco Malvestiti	ITA	Miran Grcic	ITA	Lotus Emira Cup	DIVISIO	5	2:29.080	2								



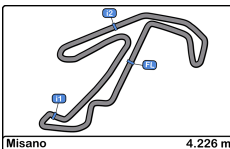


Misano
SuperSport GT
Free Practice - 1
Best 5 Top Speeds



Cl	N° Entrant/Team	Nat	Driver 1	Nat	Driver 2	Nat	Vehicle	Cat	Cl	Top 1		Top 2		Top 3		Top 4		Top 5		Avg
										Km/h	Lap	Km/h	Lap	Km/h	Lap	Km/h	Lap	Km/h	Lap	
1	88 REPARTO CORSE RAM	ITA	Giorgio Bacco	ITA	Giulio Bacco	ITA	Ferrari 296 Challenge	DIVISIO	1	232.2	2	221.3	10	220.4	6	219.5	7	219.0	4	222.5
2	2 GIUST PREPARAZIONI	ITA	Mirko Zanardini	ITA	Giuseppe Ghezzi	ITA	Lamborghini Huracan GT3	DIVISIO	1	228.8	10	222.2	11	220.8	9	220.4	7	219.9	5	222.4
3	252 XMOTORS	ITA	Alberto Frisoni	ITA	Filippo Fant	ITA	Lamborghini Super Trofeo EVO2	DIVISIO	2	224.0	10	223.1	11	222.6	9	219.0	8	217.7	4	221.3
4	12 MRNC12 RACING TEAM	ITA	Giammarco Marzioletti	ITA	Gerardo Marino	ITA	Ferrari 296 Challenge	DIVISIO	3	219.5	6	219.0	5	218.6	4	217.7	7	216.4	3	218.2
5	106 POLLINI RACING	ITA	Matteo Pollini	ITA	Gioele Pollini	ITA	Lamborghini Super Trofeo EVO	DIVISIO	4	219.5	12	218.1	2	218.1	3	218.1	8	217.7	5	218.3
6	32 ASR	ITA	Alex Beatovic	SRB			Lamborghini Super Trofeo EVO2	DIVISIO	5	216.0	3	216.0	4	216.0	6	210.9	2	204.1	9	212.6
7	4 REPARTO CORSE RAM	ITA	Pablo Benites	ARG	Benitez Oscar Lien Bitar	PRY	Ferrari 488 Challenge Evo	DIVISIO	1	214.2	6	212.5	9	212.1	3	212.1	5	211.3	2	212.5
8	6 GIUST PREPARAZIONI	ITA	Giovanni Brentan	ITA	Bruno Jarach	ITA	Lamborghini Huracan GT3	DIVISIO	2	208.8	11	208.4	7	208.0	5	207.6	6	207.6	9	208.1
9	17 PB RACING	ITA	Luigi Foresti	ITA	Maurizio Accarino	ITA	Lotus Emira Cup	DIVISIO	1	196.0	7	195.6	8	195.6	10	195.2	9	194.2	6	195.3
10	39 ACME SPEEDWORKS	ITA	Luigi Maselli	ITA	Robert Krayevsky	USA	Lotus Emira Cup	DIVISIO	2	195.2	8	194.2	9	193.5	7	191.8	6	191.4	5	193.2
11	54 PB RACING	ITA	Alberto Naska	ITA	Suellio Almeida	CAN	Lotus Emira Cup	DIVISIO	3	193.8	8	192.5	9	191.4	6	189.1	5	188.8	3	191.1
12	56 PB RACING	ITA	Francesco Malvestiti	ITA	Miran Grcic	ITA	Lotus Emira Cup	DIVISIO	4	192.8	3	189.8	2							191.3
13	87 PB RACING	ITA	Giovanni Grasso	ITA	Andrea Carpenzano	ITA	Lotus Emira Cup	DIVISIO	5	191.1	8	189.8	9	188.4	4	188.1	3	188.1	6	189.1



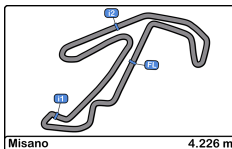


Misano
SuperSport GT
Free Practice - 1
Fastest Laps Sequence



Lap	Time of Day	Session Time	N° Entrant/Team	Nat	Driver 1	Nat	Driver 2	Nat	Vehicle	Cat	Time	Km/h
2	9:54:26.236	4:26.236	106 POLLINI RACING	ITA	Matteo Pollini	ITA	Gioele Pollini	ITA	Lamborghini Super Trofeo EVO	DIVISIO	2:04.570	122.1
2	9:54:38.500	4:38.500	2 GIUST PREPARAZIONI	ITA	Mirko Zanardini	ITA	Giuseppe Ghezzi	ITA	Lamborghini Huracan GT3	DIVISIO	2:00.094	126.6
3	9:56:37.812	6:37.812	2 GIUST PREPARAZIONI	ITA	Mirko Zanardini	ITA	Giuseppe Ghezzi	ITA	Lamborghini Huracan GT3	DIVISIO	1:59.312	127.5
5	10:00:27.224	10:27.224	106 POLLINI RACING	ITA	Matteo Pollini	ITA	Gioele Pollini	ITA	Lamborghini Super Trofeo EVO	DIVISIO	1:58.159	128.7
5	10:05:36.853	15:36.853	4 REPARTO CORSE RAM	ITA	Pablo Benites	ARG	Benitez Oscar Lien Bitar	URY	Ferrari 488 Challenge Evo	DIVISIO	1:57.951	128.9
6	10:07:36.212	17:36.212	88 REPARTO CORSE RAM	ITA	Giorgio Bacco	ITA	Giulio Bacco	ITA	Ferrari 296 Challenge	DIVISIO	1:56.355	130.7
8	10:08:46.020	18:46.020	2 GIUST PREPARAZIONI	ITA	Mirko Zanardini	ITA	Giuseppe Ghezzi	ITA	Lamborghini Huracan GT3	DIVISIO	1:55.663	131.5
9	10:09:59.731	19:59.731	106 POLLINI RACING	ITA	Matteo Pollini	ITA	Gioele Pollini	ITA	Lamborghini Super Trofeo EVO	DIVISIO	1:55.424	131.8
10	10:11:54.799	21:54.799	106 POLLINI RACING	ITA	Matteo Pollini	ITA	Gioele Pollini	ITA	Lamborghini Super Trofeo EVO	DIVISIO	1:55.068	132.2
10	10:12:38.352	22:38.352	2 GIUST PREPARAZIONI	ITA	Mirko Zanardini	ITA	Giuseppe Ghezzi	ITA	Lamborghini Huracan GT3	DIVISIO	1:54.559	132.8
11	10:14:31.092	24:31.092	2 GIUST PREPARAZIONI	ITA	Mirko Zanardini	ITA	Giuseppe Ghezzi	ITA	Lamborghini Huracan GT3	DIVISIO	1:52.740	134.9
10	10:16:48.345	26:48.345	88 REPARTO CORSE RAM	ITA	Giorgio Bacco	ITA	Giulio Bacco	ITA	Ferrari 296 Challenge	DIVISIO	1:52.453	135.2





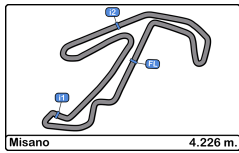
Misano
SuperSport GT
Free Practice - 1



Event Best Maximum Speed

N°	Entrant/Team	Nat	Driver 1	Nat	Driver 2	Nat	Vehicle	Cat	Km/h	Session
88	REPARTO CORSE RAM	ITA	Giorgio Bacco	ITA	Giulio Bacco	ITA	Ferrari 296 Challenge	DIVISIO	232.2	Free Practice - 1
2	GIUST PREPARAZIONI	ITA	Mirko Zanardini	ITA	Giuseppe Ghezzi	ITA	Lamborghini Huracan GT3	DIVISIO	228.8	Free Practice - 1
252	XMOTORS	ITA	Alberto Frisoni	ITA	Filippo Fant	ITA	Lamborghini Super Trofeo EVO2	DIVISIO	224.0	Free Practice - 1
12	MRNC12 RACING TEAM	ITA	Giammarco Marzialetti	ITA	Gerardo Marino	ITA	Ferrari 296 Challenge	DIVISIO	219.5	Free Practice - 1
106	POLLINI RACING	ITA	Matteo Pollini	ITA	Gioele Pollini	ITA	Lamborghini Super Trofeo EVO	DIVISIO	219.5	Free Practice - 1
32	ASR	ITA	Alex Beatovic	SRB			Lamborghini Super Trofeo EVO2	DIVISIO	216.0	Free Practice - 1
4	REPARTO CORSE RAM	ITA	Pablo Benites	ARG	Benitez Oscar Lien Bitar	PRY	Ferrari 488 Challenge Evo	DIVISIO	214.2	Free Practice - 1
6	GIUST PREPARAZIONI	ITA	Giovanni Brentan	ITA	Bruno Jarach	ITA	Lamborghini Huracan GT3	DIVISIO	208.8	Free Practice - 1
17	PB RACING	ITA	Luigi Foresti	ITA	Maurizio Accarino	ITA	Lotus Emira Cup	DIVISIO	196.0	Free Practice - 1
39	ACME SPEEDWORKS	ITA	Luigi Maselli	ITA	Robert Krayevsky	USA	Lotus Emira Cup	DIVISIO	195.2	Free Practice - 1
54	PB RACING	ITA	Alberto Naska	ITA	Suellio Almeida	CAN	Lotus Emira Cup	DIVISIO	193.8	Free Practice - 1
56	PB RACING	ITA	Francesco Malvestiti	ITA	Miran Grcic	ITA	Lotus Emira Cup	DIVISIO	192.8	Free Practice - 1
87	PB RACING	ITA	Giovanni Grasso	ITA	Andrea Carpenzano	ITA	Lotus Emira Cup	DIVISIO	191.1	Free Practice - 1





Misano
SuperSport GT
Free Practice - 1
Pit Stop Analysis

SUPERSPORT SERIES GT

12 Giammarco Marzialetti Ferrari 296 Challenge

DIVISIONE Gerardo Marino MRNC12 RACING TEAM

N°	In Day Time	In Time	Out Time	Pit Time	T. Pit Time	Handicap	Diff.
1	10:00:41.319	10:00:41.319	10:02:48.321	2:07.002	2:07.002		
2	10:10:57.939	10:10:57.939	10:13:15.972	2:18.033	4:25.035		

32 Alex Beatovic Lamborghini Super Trofeo EVO2

DIVISIONE ASR

N°	In Day Time	In Time	Out Time	Pit Time	T. Pit Time	Handicap	Diff.
1	9:53:06.120	9:53:06.120	9:53:34.625	28.505	28.505		
2	9:56:09.132	9:56:09.132	9:57:38.896	1:29.764	1:58.269		
3	10:02:42.021	10:02:42.021	10:04:51.052	2:09.031	4:07.300		

54 Alberto Naska Lotus Emira Cup

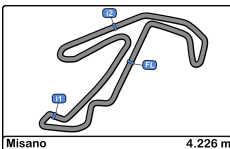
DIVISIONE Suellio Almeida PB RACING

N°	In Day Time	In Time	Out Time	Pit Time	T. Pit Time	Handicap	Diff.
1	9:57:54.147	9:57:54.147	10:01:28.805	3:34.658	3:34.658		

87 Giovanni Grasso Lotus Emira Cup

DIVISIONE Andrea Carpenzano PB RACING

N°	In Day Time	In Time	Out Time	Pit Time	T. Pit Time	Handicap	Diff.
1	10:03:39.858	10:03:39.858	10:05:15.904	1:36.046	1:36.046		



Misano
SuperSport GT
Free Practice - 2
Provisional Results



Cls	N°	Entrant/Team	Nat	Driver 1	Nat	Driver 2	Nat	Vehicle	Cat	Cls	Laps	Best	Time	Gap	Interval	Km/h
1	88	REPARTO CORSE RAM	ITA	Giorgio Bacco	ITA	Giulio Bacco	ITA	Ferrari 296 Challenge	DIVISIO	1	12	5	1:35.879			158.6
2	4	REPARTO CORSE RAM	ITA	Pablo Benites	ARG	Benitez Oscar Lien Bitar	PRY	Ferrari 488 Challenge Evo	DIVISIO	1	12	12	1:37.459	1.580	1.580	156.1
3	252	XMOTORS	ITA	Alberto Frisoni	ITA	Filippo Fant	ITA	Lamborghini Super Trofeo EVO2	DIVISIO	2	12	6	1:37.487	1.608	0.028	156.0
4	12	MRNC12 RACING TEAM	ITA	Giammarco Marzialetti	ITA	Gerardo Marino	ITA	Ferrari 296 Challenge	DIVISIO	3	13	13	1:38.856	2.977	1.369	153.8
5	106	POLLINI RACING	ITA	Matteo Pollini	ITA	Gioele Pollini	ITA	Lamborghini Super Trofeo EVO	DIVISIO	4	13	5	1:39.753	3.874	0.897	152.5
6	2	GIUST PREPARAZIONI	ITA	Mirko Zanardini	ITA	Giuseppe Ghezzi	ITA	Lamborghini Huracan GT3	DIVISIO	1	12	10	1:40.184	4.305	0.431	151.8
7	8	REPARTO CORSE RAM	ITA	Aurora Paleari	ITA		ITA	Ferrari 488 Challenge Evo	DIVISIO	2	11	11	1:40.449	4.570	0.265	151.4
8	6	GIUST PREPARAZIONI	ITA	Giovanni Brentan	ITA	Bruno Jarach	ITA	Lamborghini Huracan GT3	DIVISIO	2	11	11	1:43.125	7.246	2.676	147.5
9	28	PB RACING	ITA	Nicolò Meacci	ITA	Luca Zambello	ITA	Lotus Emira Cup	DIVISIO	1	12	11	1:45.073	9.194	1.948	144.7
10	32	ASR	ITA	Alex Beatovic	SRB			Lamborghini Super Trofeo EVO2	DIVISIO	5	12	10	1:45.425	9.546	0.352	144.3
11	76	CENTRI PORSCHE TICINO	ITA	Ivan Rostovskiy	CHE			Porsche Cayman GT4 718 RS Clu	DIVISIO	2	5	4	1:47.627	11.748	2.202	141.3
12	54	PB RACING	ITA	Alberto Naska	ITA	Suellio Almeida	CAN	Lotus Emira Cup	DIVISIO	3	9	9	1:47.951	12.072	0.324	140.9
13	39	ACME SPEEDWORKS	ITA	Luigi Maselli	ITA	Robert Krayevsky	USA	Lotus Emira Cup	DIVISIO	4	11	11	1:49.454	13.575	1.503	138.9
14	17	PB RACING	ITA	Luigi Foresti	ITA	Maurizio Accarino	ITA	Lotus Emira Cup	DIVISIO	5	7	5	1:51.641	15.762	2.187	136.2
15	87	PB RACING	ITA	Giovanni Grasso	ITA	Andrea Carpenzano	ITA	Lotus Emira Cup	DIVISIO	6	11	5	1:53.074	17.195	1.433	134.5
16	23	BOLZA CORSE	ITA	Francesco Bolzoni	ITA			Porsche 911 Cup 991 Gen1	DIVISIO	7	7	2	2:03.812	27.933	10.738	122.8
17	56	PB RACING	ITA	Francesco Malvestiti	ITA	Miran Grcic	ITA	Lotus Emira Cup	DIVISIO	8	9	8	2:14.828	38.949	11.016	112.8

Published at:.....

Track Temp: 39.8 °C Air Temp: 27.9 °C Humidity: 50 % Track Status: WET

Race Director:

Fabrizio Fondacci

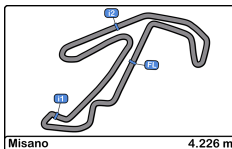
51425

Timekeeper:

Luis Garcia

JCR-2654-ESP/M





Misano
SuperSport GT
Free Practice - 2
Provisional Results by Category



DIVISIONE B																
Cls	N°	Entrant/Team	Nat	Driver 1	Nat	Driver 2	Nat	Vehicle	Cat	Cls	Laps	Best	Time	Gap	Interval	Km/h
1	88	REPARTO CORSE RAM	ITA	Giorgio Bacco	ITA	Giulio Bacco	ITA	Ferrari 296 Challenge	DIVISIO	1	12	5	1:35.879			158.6
2	252	XMOTORS	ITA	Alberto Frisoni	ITA	Filippo Fant	ITA	Lamborghini Super Trofeo EVO2	DIVISIO	2	12	6	1:37.487	1.608	1.608	156.0
3	12	MRNC12 RACING TEAM	ITA	Giammarco Marzialetti	ITA	Gerardo Marino	ITA	Ferrari 296 Challenge	DIVISIO	3	13	13	1:38.856	2.977	1.369	153.8
4	106	POLLINI RACING	ITA	Matteo Pollini	ITA	Gioele Pollini	ITA	Lamborghini Super Trofeo EVO	DIVISIO	4	13	5	1:39.753	3.874	0.897	152.5
5	32	ASR	ITA	Alex Beatovic	SRB		ITA	Lamborghini Super Trofeo EVO2	DIVISIO	5	12	10	1:45.425	9.546	5.672	144.3

DIVISIONE C																
Cls	N°	Entrant/Team	Nat	Driver 1	Nat	Driver 2	Nat	Vehicle	Cat	Cls	Laps	Best	Time	Gap	Interval	Km/h
1	4	REPARTO CORSE RAM	ITA	Pablo Benites	ARG	Benitez Oscar Lien Bitar	PRY	Ferrari 488 Challenge Evo	DIVISIO	1	12	12	1:37.459			156.1
2	8	REPARTO CORSE RAM	ITA	Aurora Paleari	ITA		ITA	Ferrari 488 Challenge Evo	DIVISIO	2	11	11	1:40.449	2.990	2.990	151.4

DIVISIONE A																
Cls	N°	Entrant/Team	Nat	Driver 1	Nat	Driver 2	Nat	Vehicle	Cat	Cls	Laps	Best	Time	Gap	Interval	Km/h
1	2	GIUST PREPARAZIONI	ITA	Mirko Zanardini	ITA	Giuseppe Ghezzi	ITA	Lamborghini Huracan GT3	DIVISIO	1	12	10	1:40.184			151.8
2	6	GIUST PREPARAZIONI	ITA	Giovanni Brentan	ITA	Bruno Jarach	ITA	Lamborghini Huracan GT3	DIVISIO	2	11	11	1:43.125	2.941	2.941	147.5

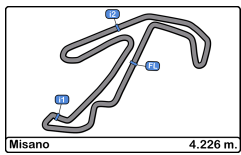
DIVISIONE D																
Cls	N°	Entrant/Team	Nat	Driver 1	Nat	Driver 2	Nat	Vehicle	Cat	Cls	Laps	Best	Time	Gap	Interval	Km/h
1	28	PB RACING	ITA	Nicolò Meacci	ITA	Luca Zambello	ITA	Lotus Emira Cup	DIVISIO	1	12	11	1:45.073			144.7
2	76	CENTRI PORSCHE TICINO	ITA	Ivan Rostovskiy	CHE		ITA	Porsche Cayman GT4 718 RS Clu	DIVISIO	2	5	4	1:47.627	2.554	2.554	141.3
3	54	PB RACING	ITA	Alberto Naska	ITA	Suellio Almeida	CAN	Lotus Emira Cup	DIVISIO	3	9	9	1:47.951	2.878	0.324	140.9
4	39	ACME SPEEDWORKS	ITA	Luigi Maselli	ITA	Robert Krayevsky	USA	Lotus Emira Cup	DIVISIO	4	11	11	1:49.454	4.381	1.503	138.9
5	17	PB RACING	ITA	Luigi Foresti	ITA	Maurizio Accarino	ITA	Lotus Emira Cup	DIVISIO	5	7	5	1:51.641	6.568	2.187	136.2
6	87	PB RACING	ITA	Giovanni Grasso	ITA	Andrea Carpenzano	ITA	Lotus Emira Cup	DIVISIO	6	11	5	1:53.074	8.001	1.433	134.5
7	23	BOLZA CORSE	ITA	Francesco Bolzoni	ITA		ITA	Porsche 911 Cup 991 Gen1	DIVISIO	7	7	2	2:03.812	18.739	10.738	122.8
8	56	PB RACING	ITA	Francesco Malvestiti	ITA	Miran Grcic	ITA	Lotus Emira Cup	DIVISIO	8	9	8	2:14.828	29.755	11.016	112.8

Published at:.....

Track Temp: 39.8 °C Air Temp: 27.9 °C Humidity: 50 % Track Status: WET

Race Director:	Fabrizio Fondacci	Timekeeper:	Luis Garcia
	51425		JCR-2654-ESP/M





Misano
SuperSport GT
Free Practice - 2
Lap Analysis



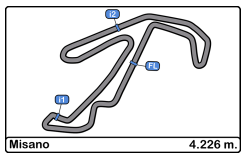
2							8									
DIVISIONE							DIVISIONE									
Giuseppe Ghezzi							Aurora Paleari									
GIUST PREPARAZIONI							REPARTO CORSE RAM									
Lap	D	Time	Sector 1	Sector 2	Sector 3	T. Spd	Lap	D	Time	Sector 1	Sector 2	Sector 3	T. Spd	Elapsed		
1		14:17:04.313	14:15:42.103	41.430	40.780	203.7	14:17:04.313	1	14:18:32.563	14:16:48.901	42.283	1:01.379	197.8	14:18:32.563		
2		1:45.927	28.079	38.578	39.270	219.5	14:18:50.240	2	2:05.515	45.570	40.482	39.463	216.4	14:20:38.078		
3		2:05.151	41.665	45.390	38.096	220.8	14:20:55.391	3	1:42.169	27.119	38.024	37.026	216.0	14:22:20.247		
4		1:43.946	27.494	38.402	38.050	216.4	14:22:39.337	4	1:41.927	27.304	38.195	36.428	217.3	14:24:02.174		
5		1:44.836	28.081	38.319	38.436	222.2	14:24:24.173	5	1:43.348	27.499	38.149	37.700	217.3	14:25:45.522		
6		1:43.954	28.262	37.756	37.936	222.6	14:26:08.127	6	2:48.542	26.779	58.610	1:23.153	76.1	14:28:34.064		
7		5:14.515	P	42.788	1:13.094	3:18.633	79.4	14:31:22.642	7	4:47.479	P	53.029	1:26.031	2:28.419	71.6	14:33:21.543
8		2:04.123	47.566	39.649	36.908	221.3	14:33:26.765	8	2:05.828	49.540	39.808	36.480	218.6	14:35:27.371		
9		1:40.666	26.858	37.427	36.381	222.2	14:35:07.431	9	1:41.615	27.596	37.826	36.193	218.6	14:37:08.986		
10		1:40.184	26.855	37.315	36.014	223.6	14:36:47.615	10	1:43.661	27.131	37.625	38.905	219.0	14:38:52.647		
11		1:40.542	27.626	37.080	35.836	223.6	14:38:28.157	11	1:40.449	26.950	37.495	36.004	218.1	14:40:33.096		
12		1:40.311	26.598	37.220	36.493	224.0	14:40:08.468	12		26.707	38.538			146.3		
13			32.316	45.854		173.6										

4							12								
DIVISIONE							DIVISIONE								
Benitez Oscar Lien Bitar							Gerardo Marino								
REPARTO CORSE RAM							MRNC12 RACING TEAM								
Lap	D	Time	Sector 1	Sector 2	Sector 3	T. Spd	Lap	D	Time	Sector 1	Sector 2	Sector 3	T. Spd	Elapsed	
1		14:18:14.151	14:16:44.484	44.646	45.021	130.2	14:18:14.151	1	14:17:55.284	14:16:27.630	44.384	43.270	215.5	14:17:55.284	
2		2:03.719	30.455	55.247	38.017	213.4	14:20:17.870	2	2:06.082	29.722	39.012	57.348	220.4	14:20:01.366	
3		1:44.817	27.317	39.169	38.331	216.0	14:22:02.687	3	1:44.014	28.933	37.920	37.161	221.7	14:21:45.380	
4		1:39.956	26.494	37.490	35.972	216.4	14:23:42.643	4	1:43.107	26.748	37.059	39.300	218.6	14:23:28.487	
5		1:39.863	26.274	37.489	36.100	216.8	14:25:22.506	5	1:40.866	26.810	37.719	36.337	224.5	14:25:09.353	
6		2:46.928	27.686	55.753	1:23.489	76.8	14:28:09.434	6	1:57.760	26.477	37.545	53.738	223.6	14:27:07.113	
7		4:42.005	P	48.780	1:16.021	2:37.204	76.3	14:32:51.439	7	3:15.857	45.562	1:14.933	1:15.362	79.5	14:30:22.970
8		1:59.246	45.259	37.899	36.088	217.3	14:34:50.685	8	2:18.380	45.237	55.748	37.395	221.7	14:32:41.350	
9		1:39.293	26.806	37.061	35.426	218.1	14:36:29.978	9	1:41.523	26.580	37.128	37.815	225.9	14:34:22.873	
10		1:38.223	26.363	36.782	35.078	218.1	14:38:08.201	10	1:38.920	26.490	36.669	35.761	225.9	14:36:01.793	
11		1:37.985	26.217	36.674	35.094	218.1	14:39:46.186	11	1:41.973	27.887	36.976	37.110	224.5	14:37:43.766	
12		1:37.459	26.039	36.497	34.923	218.1	14:41:23.645	12	1:38.969	26.504	36.692	35.773	225.4	14:39:22.735	
13			32.426	42.409		179.1		13	1:38.856	26.709	36.620	35.527	226.8	14:41:01.591	
14								14		33.041	45.237			185.5	

6							17									
DIVISIONE							DIVISIONE									
Bruno Jarach							Maurizio Accarino									
GIUST PREPARAZIONI							PB RACING									
Lap	D	Time	Sector 1	Sector 2	Sector 3	T. Spd	Lap	D	Time	Sector 1	Sector 2	Sector 3	T. Spd	Elapsed		
1		14:17:07.254	14:15:43.169	42.808	41.277	206.8	14:17:07.254	1	14:17:37.092	14:16:04.118	46.770	46.204	185.2	14:17:37.092		
2		1:58.908	29.040	40.505	49.363	208.0	14:19:06.162	2	2:04.782	30.933	42.662	51.187	194.9	14:19:41.874		
3		2:01.770	40.209	39.590	41.971	210.1	14:21:07.932	3	1:54.339	30.985	41.902	41.452	193.5	14:21:36.213		
4		3:56.506	P	28.219	39.868	2:48.419	208.8	14:25:04.438	4	1:54.757	30.620	41.951	42.186	191.4	14:23:30.970	
5		3:10.223	47.546	56.564	1:26.113	76.8	14:28:14.661	5	1:51.641	30.001	41.285	40.355	190.4	14:25:22.611		
6		3:30.178	P	49.575	1:15.392	1:25.211	71.2	14:31:44.839	6	13:40.008	P	29.993	57.541	12:12.474	73.1	14:39:02.619
7		2:01.704	43.496	39.246	38.962	209.7	14:33:46.543	7	2:16.675	53.480	42.324	40.871	191.8	14:41:19.294		
8		1:45.629	28.262	39.156	38.211	210.5	14:35:32.172	8		37.748	57.909			100.9		
9		1:43.930	27.551	38.652	37.727	210.9	14:37:16.102									
10		1:44.535	27.349	38.372	38.814	211.3	14:39:00.637									
11		1:43.125	27.579	38.262	37.284	211.3	14:40:43.762									
12			32.079	40.043		210.9										

23								
DIVISIONE								
Francesco Bolzoni								
BOLZA CORSE								
Lap	D	Time	Sector 1	Sector 2	Sector 3	T. Spd		
1		14:19:27.555	14:16:29.358	51.694	2:06.503	85.1	14:19:27.555	
2		2:03.812	33.665	49.915	40.232	211.3	14:21:31.367	
3		3:05.703	P	30.061	41.331	183.6	14:24:37.070	
4		2:55.418	47.857	56.282	1:11.279	87.8	14:27:32.488	
5		3:01.373	43.714	1:09.570	1:08.089	96.0	14:30:33.861	
6		4:46.579	P	43.601	50.606	3:12.372	149.5	14:35:20.440
7		2:13.226	48.465	43.249	41.512	211.3	14:37:33.666	
8			29.661	44.084			147.7	





Misano
SuperSport GT
Free Practice - 2
Lap Analysis



28 Nicolò Meacci Lotus Emira Cup **54** Alberto Naska Lotus Emira Cup
 DIVISIONE Luca Zambello PB RACING DIVISIONE Suellio Almeida PB RACING

Lap	D	Time	Sector 1	Sector 2	Sector 3	T. Spd	Elapsed	Lap	D	Time	Sector 1	Sector 2	Sector 3	T. Spd	Elapsed
1		14:17:17.370	14:15:51.462	44.347	41.561	196.7	14:17:17.370	1		14:17:16.819	14:15:50.672	44.078	42.069	188.8	14:17:16.819
2		1:56.518	28.671	40.503	47.344	196.0	14:19:13.888	2		1:56.325	28.136	40.127	48.062	194.9	14:19:13.144
3		1:58.439	38.780	40.259	39.400	197.0	14:21:12.327	3		1:58.687	37.750	40.578	40.359	196.7	14:21:11.831
4		1:47.061	27.878	40.877	38.306	193.5	14:22:59.388	4		10:06.051 P	27.205	42.884	8:55.962	174.1	14:31:17.882
5		2:02.927 P	28.229	40.038	54.660	194.5	14:25:02.315	5		2:17.467	50.475	44.613	42.379	190.1	14:33:35.349
6		5:34.514 P	50.882	58.938	3:44.694	70.4	14:30:36.829	6		1:50.895	29.661	41.680	39.554	193.8	14:35:26.244
7		2:11.025	51.318	40.660	39.047	197.8	14:32:47.854	7		1:49.585	29.409	41.272	38.904	194.5	14:37:15.829
8		1:46.330	28.534	39.783	38.013	194.5	14:34:34.184	8		1:48.015	28.883	40.669	38.463	195.2	14:39:03.844
9		1:46.160	28.503	40.004	37.653	194.9	14:36:20.344	9		1:47.951	29.462	40.399	38.090	194.2	14:40:51.795
10		1:45.793	27.925	39.992	37.876	194.9	14:38:06.137	10			35.876	51.130		130.5	
11		1:45.073	27.665	39.822	37.586	195.2	14:39:51.210								
12		1:45.572	27.881	39.875	37.816	194.9	14:41:36.782								
13			43.653	1:24.841		79.2									

32 Alex Beatovic Lamborghini Super Trofeo EVO2 **56** Francesco Malvestiti Lotus Emira Cup
 DIVISIONE ASR DIVISIONE Miran Grcic PB RACING

Lap	D	Time	Sector 1	Sector 2	Sector 3	T. Spd	Elapsed	Lap	D	Time	Sector 1	Sector 2	Sector 3	T. Spd	Elapsed
1		14:17:54.441	14:16:18.654	50.035	45.752	192.8	14:17:54.441	1		14:18:09.595	14:16:16.898	56.114	56.583	139.5	14:18:09.595
2		2:19.780	31.937	43.790	1:04.053	141.9	14:20:14.221	2		2:37.043	37.940	1:04.336	54.767	183.9	14:20:46.638
3		1:52.431	30.601	41.068	40.762	219.9	14:22:06.652	3		4:42.833 P	36.435	51.197	3:15.201	143.4	14:25:29.471
4		1:50.856	29.562	40.982	40.312	221.3	14:23:57.508	4		3:33.140	56.581	1:17.333	1:19.226	75.2	14:29:02.611
5		1:49.866	29.117	39.963	40.786	218.1	14:25:47.374	5		3:12.931	51.369	1:21.736	59.826	78.4	14:32:15.542
6		2:58.996	29.786	1:14.369	1:14.841	79.1	14:28:46.370	6		2:14.959	36.117	47.261	51.581	191.8	14:34:30.501
7		3:17.322	47.951	1:26.412	1:02.959	67.1	14:32:03.692	7		2:15.571	35.314	48.548	51.709	180.3	14:36:46.072
8		1:46.986	28.560	39.794	38.632	220.4	14:33:50.678	8		2:14.828	36.303	47.653	50.872	190.1	14:39:00.900
9		1:47.269	28.398	39.117	39.754	221.3	14:35:37.947	9		2:14.962	35.478	49.682	49.802	190.4	14:41:15.862
10		1:45.425	28.036	38.740	38.649	221.7	14:37:23.372	10			44.845	57.958		133.3	
11		1:45.763	28.390	39.200	38.173	222.6	14:39:09.135								
12		1:46.044	28.007	40.228	37.809	219.5	14:40:55.179								
13			30.168	39.313		222.6									

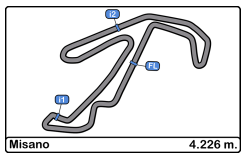
76 Ivan Rostovskiy Porsche Cayman GT4 718 RS Clubsport
 DIVISIONE CENTRI PORSCHE TICINO

Lap	D	Time	Sector 1	Sector 2	Sector 3	T. Spd	Elapsed	Lap	D	Time	Sector 1	Sector 2	Sector 3	T. Spd	Elapsed
1		14:17:56.530	14:16:19.757	50.735	46.038	192.5	14:17:56.530	1		14:17:56.530	14:16:19.757	50.735	46.038	192.5	14:17:56.530
2		2:04.956	30.691	42.483	51.782	192.5	14:20:01.486	2		2:04.956	30.691	42.483	51.782	192.5	14:20:01.486
3		1:49.956	30.502	40.660	38.794	200.7	14:21:51.442	3		1:49.956	30.502	40.660	38.794	200.7	14:21:51.442
4		1:47.627	28.173	41.365	38.089	203.0	14:23:39.069	4		1:47.627	28.173	41.365	38.089	203.0	14:23:39.069
5		6:43.469	28.430	41.509	5:33.530	203.3	14:30:22.538	5		6:43.469	28.430	41.509	5:33.530	203.3	14:30:22.538

87 Giovanni Grasso Lotus Emira Cup
 DIVISIONE Andrea Carpenzano PB RACING

Lap	D	Time	Sector 1	Sector 2	Sector 3	T. Spd	Elapsed	Lap	D	Time	Sector 1	Sector 2	Sector 3	T. Spd	Elapsed
1		14:18:04.482	14:16:22.646	50.983	50.853	177.3	14:18:04.482	1		14:17:26.996	14:15:54.833	47.197	44.966	169.8	14:17:26.996
2		2:05.045	31.879	43.232	49.934	167.1	14:20:09.527	2		2:09.534	31.665	43.102	54.767	191.8	14:19:36.530
3		1:55.775	30.454	42.537	42.784	196.0	14:22:05.302	3		1:53.607	30.490	41.900	41.217	191.1	14:21:30.137
4		1:53.772	30.090	41.990	41.692	191.1	14:23:59.074	4		1:53.690	29.627	42.443	41.620	189.4	14:23:23.827
5		3:22.906 P	30.115	41.683	2:11.108	195.6	14:27:21.980	5		1:53.074	29.787	42.484	40.803	191.1	14:25:16.901
6		3:13.371	55.280	1:09.981	1:08.110	96.0	14:30:35.351	6		2:55.849	29.836	1:00.651	1:25.362	74.8	14:28:12.750
7		2:12.279	43.245	47.989	41.045	197.0	14:32:47.630	7		3:19.907	49.912	1:15.567	1:14.428	73.2	14:31:32.657
8		1:51.237	30.396	41.256	39.585	196.0	14:34:38.867	8		2:05.081	33.908	47.127	44.046	188.1	14:33:37.738
9		1:50.947	29.270	42.505	39.172	196.0	14:36:29.814	9		2:06.225	32.199	47.743	46.283	165.6	14:35:43.963
10		1:49.543	28.908	41.460	39.175	195.2	14:38:19.357	10		3:22.271 P	30.376	46.946	2:04.949	187.8	14:39:06.234
11		1:49.454	28.892	41.282	39.280	194.9	14:40:08.811	11		2:16.999	50.789	43.577	42.633	192.5	14:41:23.233
12			32.741	45.535		179.4		12			41.698	56.388		143.2	





Misano
SuperSport GT
Free Practice - 2
Lap Analysis

SUPERSPORT SERIES GT

88

Giorgio Bacco

Ferrari 296 Challenge

DIVISIONE

Giulio Bacco

REPARTO CORSE RAM

Lap	D	Time	Sector 1	Sector 2	Sector 3	T. Spd	Elapsed
1		14:17:26.465	14:16:04.617	41.837	40.011	188.4	14:17:26.465
2		1:49.741	27.049	37.803	44.889	225.9	14:19:16.206
3		1:49.320	36.800	37.155	35.365	224.0	14:21:05.526
4		1:37.614	25.808	37.534	34.272	224.5	14:22:43.140
5		1:35.879	25.429	35.772	34.678	226.4	14:24:19.019
6		1:37.975	25.299	36.157	36.519	226.4	14:25:56.994
7		5:37.294 P	30.862	1:16.631	3:49.801	76.9	14:31:34.288
8		2:01.102	43.850	38.066	39.186	183.6	14:33:35.390
9		1:37.136	26.060	36.137	34.939	237.3	14:35:12.526
10		1:38.963	25.761	37.554	35.648	226.8	14:36:51.489
11		1:39.771	27.433	36.836	35.502	227.3	14:38:31.260
12		1:37.550	26.497	36.381	34.672	225.4	14:40:08.810
13			30.492	39.259		219.9	

106

Matteo Pollini

Lamborghini Super Trofeo EVO

DIVISIONE

Gioele Pollini

POLLINI RACING

Lap	D	Time	Sector 1	Sector 2	Sector 3	T. Spd	Elapsed
1		14:17:08.528	14:15:46.253	43.691	38.584	220.8	14:17:08.528
2		1:56.218	28.728	39.989	47.501	220.8	14:19:04.746
3		1:53.479	39.125	37.836	36.518	222.2	14:20:58.225
4		1:41.093	27.326	37.568	36.199	220.8	14:22:39.318
5		1:39.753	26.725	37.292	35.736	221.7	14:24:19.071
6		1:40.666	27.119	37.499	36.048	221.7	14:25:59.737
7		3:09.696 P	31.486	1:14.128	1:24.082	78.3	14:29:09.433
8		3:21.353	1:50.003	54.244	37.106	217.7	14:32:30.786
9		1:40.580	26.902	37.538	36.140	219.9	14:34:11.366
10		1:39.886	26.603	37.561	35.722	220.8	14:35:51.252
11		1:39.920	26.513	37.315	36.092	221.7	14:37:31.172
12		1:40.028	26.664	37.087	36.277	222.6	14:39:11.200
13		1:40.569	26.870	37.765	35.934	221.3	14:40:51.769
14			30.431	38.990		222.6	

252

Alberto Frisoni

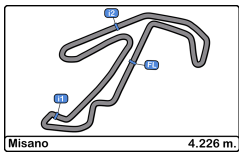
Lamborghini Super Trofeo EVO2

DIVISIONE

Filippo Fant

XMOTORS

Lap	D	Time	Sector 1	Sector 2	Sector 3	T. Spd	Elapsed
1		14:17:21.022	14:15:57.111	44.578	39.333	210.9	14:17:21.022
2		1:47.250	27.706	37.859	41.685	223.6	14:19:08.272
3		1:55.963	41.311	37.744	36.908	224.0	14:21:04.235
4		1:40.369	26.627	38.213	35.529	208.0	14:22:44.604
5		1:39.558	26.286	36.675	36.597	226.8	14:24:24.162
6		1:37.487	26.332	36.477	34.678	225.4	14:26:01.649
7		3:12.424 P	35.665	1:12.801	1:23.958	79.4	14:29:14.073
8		4:11.593	2:42.952	47.116	41.525	219.5	14:33:25.666
9		1:44.515	29.031	38.830	36.654	224.5	14:35:10.181
10		1:40.895	27.386	37.664	35.845	225.4	14:36:51.076
11		1:39.763	27.263	36.903	35.597	226.4	14:38:30.839
12		1:40.353	27.622	36.885	35.846	226.8	14:40:11.192
13			32.003	40.059		212.5	

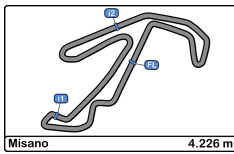


Misano
SuperSport GT
Free Practice - 2
Best Sectors Results



Sector - 1			Sector - 2			Sector - 3			Ideal Lap vs Best Lap		
Clas	Nº Driver	Time	Nº Driver	Time	Nº Driver	Time	Clas	Nº Driver	Ideal Lap	Best Lap	Clas
1	88 Bacco - Bacco	25.299	88 Bacco - Bacco	35.772	88 Bacco - Bacco	34.272	1	88 Bacco - Bacco	1:35.343	1:35.879	1
2	4 Benites - Bitar	26.039	252 Frisoni - Fant	36.477	252 Frisoni - Fant	34.678	2	252 Frisoni - Fant	1:37.441	1:37.487	3
3	252 Frisoni - Fant	26.286	4 Benites - Bitar	36.497	4 Benites - Bitar	34.923	3	4 Benites - Bitar	1:37.459	1:37.459	2
4	12 Marzialetti - Marino	26.477	12 Marzialetti - Marino	36.620	12 Marzialetti - Marino	35.527	4	12 Marzialetti - Marino	1:38.624	1:38.856	4
5	106 Pollini - Pollini	26.513	2 Zanardini - Ghezzi	37.080	106 Pollini - Pollini	35.722	5	106 Pollini - Pollini	1:39.322	1:39.753	5
6	2 Zanardini - Ghezzi	26.598	106 Pollini - Pollini	37.087	2 Zanardini - Ghezzi	35.836	6	2 Zanardini - Ghezzi	1:39.514	1:40.184	6
7	8 Paleari Aurora	26.707	8 Paleari Aurora	37.495	8 Paleari Aurora	36.004	7	8 Paleari Aurora	1:40.206	1:40.449	7
8	54 Naska - Almeida	27.205	6 Brentan - Jarach	38.262	6 Brentan - Jarach	37.284	8	6 Brentan - Jarach	1:42.895	1:43.125	8
9	6 Brentan - Jarach	27.349	32 Beatovic Alex	38.740	28 Meacci - Zambello	37.586	9	32 Beatovic Alex	1:44.556	1:45.425	10
10	28 Meacci - Zambello	27.665	28 Meacci - Zambello	39.783	32 Beatovic Alex	37.809	10	28 Meacci - Zambello	1:45.034	1:45.073	9
11	32 Beatovic Alex	28.007	54 Naska - Almeida	40.127	76 Ivan Rostovskiy	38.089	11	54 Naska - Almeida	1:45.422	1:47.951	12
12	76 Ivan Rostovskiy	28.173	76 Ivan Rostovskiy	40.660	54 Naska - Almeida	38.090	12	76 Ivan Rostovskiy	1:46.922	1:47.627	11
13	39 Maselli - Krayevsky	28.892	39 Maselli - Krayevsky	41.256	39 Maselli - Krayevsky	39.172	13	39 Maselli - Krayevsky	1:49.320	1:49.454	13
14	87 Grasso - Carpenzano	29.627	17 Foresti - Accarino	41.285	23 Bolzoni Francesco	40.232	14	23 Bolzoni Francesco	1:51.224	2:03.812	16
15	23 Bolzoni Francesco	29.661	23 Bolzoni Francesco	41.331	17 Foresti - Accarino	40.355	15	17 Foresti - Accarino	1:51.633	1:51.641	14
16	17 Foresti - Accarino	29.993	87 Grasso - Carpenzano	41.900	87 Grasso - Carpenzano	40.803	16	87 Grasso - Carpenzano	1:52.330	1:53.074	15
17	56 Malvestiti - Grcic	35.314	56 Malvestiti - Grcic	47.261	56 Malvestiti - Grcic	49.802	17	56 Malvestiti - Grcic	2:12.377	2:14.828	17



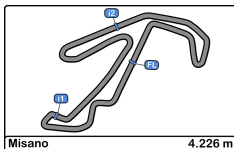


Misano
SuperSport GT
Free Practice - 2
Best 5 Lap Times



Cl	N° Entrant/Team	Nat	Driver 1	Nat	Driver 2	Nat	Vehicle	Cat	Cl	Best 1		Best 2		Best 3		Best 4		Best 5	
										Time	Lap	Time	Lap	Time	Lap	Time	Lap	Time	Lap
1	88 REPARTO CORSE RAM	ITA	Giorgio Bacco	ITA	Giulio Bacco	ITA	Ferrari 296 Challenge	DIVISIO	1	1:35.879	5	1:37.136	9	1:37.550	12	1:37.614	4	1:37.975	6
2	4 REPARTO CORSE RAM	ITA	Pablo Benites	ARG	Benitez Oscar Lien Bitar	URY	Ferrari 488 Challenge Evo	DIVISIO	1	1:37.459	12	1:37.985	11	1:38.223	10	1:39.293	9	1:39.863	5
3	252 XMOTORS	ITA	Alberto Frisoni	ITA	Filippo Fant	ITA	Lamborghini Super Trofeo EVO2	DIVISIO	2	1:37.487	6	1:39.558	5	1:39.763	11	1:40.353	12	1:40.369	4
4	12 MRNC12 RACING TEAM	ITA	Giammarco Marzioletti	ITA	Gerardo Marino	ITA	Ferrari 296 Challenge	DIVISIO	3	1:38.856	13	1:38.920	10	1:38.969	12	1:40.866	5	1:41.523	9
5	106 POLLINI RACING	ITA	Matteo Pollini	ITA	Gioele Pollini	ITA	Lamborghini Super Trofeo EVO	DIVISIO	4	1:39.753	5	1:39.886	10	1:39.920	11	1:40.028	12	1:40.569	13
6	2 GIUST PREPARAZIONI	ITA	Mirko Zanardini	ITA	Giuseppe Ghezzi	ITA	Lamborghini Huracan GT3	DIVISIO	1	1:40.184	10	1:40.311	12	1:40.542	11	1:40.666	9	1:43.946	4
7	8 REPARTO CORSE RAM	ITA	Aurora Paleari	ITA		ITA	Ferrari 488 Challenge Evo	DIVISIO	2	1:40.449	11	1:41.615	9	1:41.927	4	1:42.169	3	1:43.348	5
8	6 GIUST PREPARAZIONI	ITA	Giovanni Brentan	ITA	Bruno Jarach	ITA	Lamborghini Huracan GT3	DIVISIO	2	1:43.125	11	1:43.930	9	1:44.535	10	1:45.629	8	1:58.908	2
9	28 PB RACING	ITA	Nicolò Meacci	ITA	Luca Zambello	ITA	Lotus Emira Cup	DIVISIO	1	1:45.073	11	1:45.572	12	1:45.793	10	1:46.160	9	1:46.330	8
10	32 ASR	ITA	Alex Beatovic	SRB		ITA	Lamborghini Super Trofeo EVO2	DIVISIO	5	1:45.425	10	1:45.763	11	1:46.044	12	1:46.986	8	1:47.269	9
11	76 CENTRI PORSCHE TICINO	ITA	Ivan Rostovskiy	CHE		ITA	Porsche Cayman GT4 718 RS	DIVISIO	2	1:47.627	4	1:49.956	3	2:04.956	2				
12	54 PB RACING	ITA	Alberto Naska	ITA	Suellio Almeida	CAN	Lotus Emira Cup	DIVISIO	3	1:47.951	9	1:48.015	8	1:49.585	7	1:50.895	6	1:56.325	2
13	39 ACME SPEEDWORKS	ITA	Luigi Maselli	ITA	Robert Krayevsky	USA	Lotus Emira Cup	DIVISIO	4	1:49.454	11	1:49.543	10	1:50.947	9	1:51.237	8	1:53.772	4
14	17 PB RACING	ITA	Luigi Foresti	ITA	Maurizio Accarino	ITA	Lotus Emira Cup	DIVISIO	5	1:51.641	5	1:54.339	3	1:54.757	4	2:04.782	2	2:16.675	7
15	87 PB RACING	ITA	Giovanni Grasso	ITA	Andrea Carpenzano	ITA	Lotus Emira Cup	DIVISIO	6	1:53.074	5	1:53.607	3	1:53.690	4	2:05.081	8	2:06.225	9
16	23 BOLZA CORSE	ITA	Francesco Bolzoni	ITA		ITA	Porsche 911 Cup 991 Gen1	DIVISIO	7	2:03.812	2	2:13.226	7	3:05.703	3	4:46.579	6		
17	56 PB RACING	ITA	Francesco Malvestiti	ITA	Miran Grcic	ITA	Lotus Emira Cup	DIVISIO	8	2:14.828	8	2:14.959	6	2:14.962	9	2:15.571	7	2:37.043	2



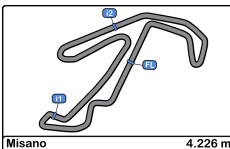


Misano
SuperSport GT
Free Practice - 2
Best 5 Top Speeds



Cl	N° Entrant/Team	Nat	Driver 1	Nat	Driver 2	Nat	Vehicle	Cat	Cl	Top 1		Top 2		Top 3		Top 4		Top 5		Avg
										Km/h	Lap	Km/h	Lap	Km/h	Lap	Km/h	Lap	Km/h	Lap	
1	88 REPARTO CORSE RAM	ITA	Giorgio Bacco	ITA	Giulio Bacco	ITA	Ferrari 296 Challenge	DIVISIO	1	237.3	9	227.3	11	226.8	10	226.4	5	226.4	6	228.8
2	12 MRNC12 RACING TEAM	ITA	Giammarco Marzialetti	ITA	Gerardo Marino	ITA	Ferrari 296 Challenge	DIVISIO	2	226.8	13	225.9	9	225.9	10	225.4	12	224.5	5	225.7
3	252 XMOTORS	ITA	Alberto Frisoni	ITA	Filippo Fant	ITA	Lamborghini Super Trofeo EVO2	DIVISIO	3	226.8	5	226.8	12	226.4	11	225.4	6	225.4	10	226.2
4	2 GIUST PREPARAZIONI	ITA	Mirko Zanardini	ITA	Giuseppe Ghezzi	ITA	Lamborghini Huracan GT3	DIVISIO	1	224.0	12	223.6	10	223.6	11	222.6	6	222.2	5	223.2
5	32 ASR	ITA	Alex Beatovic	SRB			Lamborghini Super Trofeo EVO2	DIVISIO	4	222.6	11	222.6	13	221.7	10	221.3	4	221.3	9	221.9
6	106 POLLINI RACING	ITA	Matteo Pollini	ITA	Gioele Pollini	ITA	Lamborghini Super Trofeo EVO	DIVISIO	5	222.6	12	222.6	14	222.2	3	221.7	5	221.7	6	222.2
7	8 REPARTO CORSE RAM	ITA	Aurora Paleari	ITA			Ferrari 488 Challenge Evo	DIVISIO	1	219.0	10	218.6	8	218.6	9	218.1	11	217.3	4	218.3
8	4 REPARTO CORSE RAM	ITA	Pablo Benites	ARG	Benitez Oscar Lien Bitar	URY	Ferrari 488 Challenge Evo	DIVISIO	2	218.1	9	218.1	10	218.1	11	218.1	12	217.3	8	218.0
9	6 GIUST PREPARAZIONI	ITA	Giovanni Brentan	ITA	Bruno Jarach	ITA	Lamborghini Huracan GT3	DIVISIO	2	211.3	10	211.3	11	210.9	9	210.9	12	210.5	8	211.0
10	23 BOLZA CORSE	ITA	Francesco Bolzoni	ITA			Porsche 911 Cup 991 Gen1	DIVISIO	1	211.3	2	211.3	7	183.6	3	149.5	6	147.7	8	180.7
11	76 CENTRI PORSCHE TICINO	ITA	Ivan Rostovskiy	CHE			Porsche Cayman GT4 718 RS	DIVISIO	2	203.3	5	203.0	4	200.7	3	192.5	1	192.5	2	198.4
12	28 PB RACING	ITA	Nicolò Meacci	ITA	Luca Zambello	ITA	Lotus Emira Cup	DIVISIO	3	197.8	7	197.0	3	196.7	1	196.0	2	195.2	11	196.5
13	39 ACME SPEEDWORKS	ITA	Luigi Maselli	ITA	Robert Krayevsky	USA	Lotus Emira Cup	DIVISIO	4	197.0	7	196.0	3	196.0	8	196.0	9	195.6	5	196.1
14	54 PB RACING	ITA	Alberto Naska	ITA	Suellio Almeida	CAN	Lotus Emira Cup	DIVISIO	5	196.7	3	195.2	8	194.9	2	194.5	7	194.2	9	195.1
15	17 PB RACING	ITA	Luigi Foresti	ITA	Maurizio Accarino	ITA	Lotus Emira Cup	DIVISIO	6	194.9	2	193.5	3	191.8	7	191.4	4	190.4	5	192.4
16	87 PB RACING	ITA	Giovanni Grasso	ITA	Andrea Carpenzano	ITA	Lotus Emira Cup	DIVISIO	7	192.5	11	191.8	2	191.1	3	191.1	5	189.4	4	191.2
17	56 PB RACING	ITA	Francesco Malvestiti	ITA	Miran Grcic	ITA	Lotus Emira Cup	DIVISIO	8	191.8	6	190.4	9	190.1	8	183.9	2	180.3	7	187.3





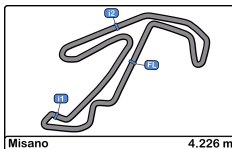
Misano
SuperSport GT
Free Practice - 2
Fastest Laps Sequence

SUPERSPORT SERIES GT

Misano 4.226 m.

Lap	Time of Day	Session Time	N° Entrant/Team	Nat	Driver 1	Nat	Driver 2	Nat	Vehicle	Cat	Time	Km/h
2	14:18:50.240	3:50.240	2 GIUST PREPARAZIONI	ITA	Mirko Zanardini	ITA	Giuseppe Ghezzi	ITA	Lamborghini Huracan GT3	DIVISIO	1:45.927	143.6
3	14:21:45.380	6:45.380	12 MRNC12 RACING TEAM	ITA	Giammarco Marzialetti	ITA	Gerardo Marino	ITA	Ferrari 296 Challenge	DIVISIO	1:44.014	146.2
3	14:22:20.247	7:20.247	8 REPARTO CORSE RAM	ITA	Aurora Paleari	ITA		ITA	Ferrari 488 Challenge Evo	DIVISIO	1:42.169	148.9
4	14:22:39.318	7:39.318	106 POLLINI RACING	ITA	Matteo Pollini	ITA	Gioele Pollini	ITA	Lamborghini Super Trofeo EVO	DIVISIO	1:41.093	150.4
4	14:22:43.140	7:43.140	88 REPARTO CORSE RAM	ITA	Giorgio Bacco	ITA	Giulio Bacco	ITA	Ferrari 296 Challenge	DIVISIO	1:37.614	155.8
5	14:24:19.019	9:19.019	88 REPARTO CORSE RAM	ITA	Giorgio Bacco	ITA	Giulio Bacco	ITA	Ferrari 296 Challenge	DIVISIO	1:35.879	158.6



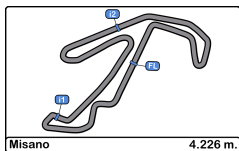


Misano
SuperSport GT
Free Practice - 2
Event Best Maximum Speed



N°	Entrant/Team	Nat	Driver 1	Nat	Driver 2	Nat	Vehicle	Cat	Km/h	Session
88	REPARTO CORSE RAM	ITA	Giorgio Bacco	ITA	Giulio Bacco	ITA	Ferrari 296 Challenge	DIVISIO	237.3	Free Practice - 2
2	GIUST PREPARAZIONI	ITA	Mirko Zanardini	ITA	Giuseppe Ghezzi	ITA	Lamborghini Huracan GT3	DIVISIO	228.8	Free Practice - 1
252	XMOTORS	ITA	Alberto Frisoni	ITA	Filippo Fant	ITA	Lamborghini Super Trofeo EVO2	DIVISIO	226.8	Free Practice - 2
12	MRNC12 RACING TEAM	ITA	Giammarco Marzialetti	ITA	Gerardo Marino	ITA	Ferrari 296 Challenge	DIVISIO	226.8	Free Practice - 2
32	ASR	ITA	Alex Beatovic	SRB			Lamborghini Super Trofeo EVO2	DIVISIO	222.6	Free Practice - 2
106	POLLINI RACING	ITA	Matteo Pollini	ITA	Gioele Pollini	ITA	Lamborghini Super Trofeo EVO	DIVISIO	222.6	Free Practice - 2
8	REPARTO CORSE RAM	ITA	Aurora Paleari	ITA			Ferrari 488 Challenge Evo	DIVISIO	219.0	Free Practice - 2
4	REPARTO CORSE RAM	ITA	Pablo Benites	ARG	Benitez Oscar Lien Bitar	PRY	Ferrari 488 Challenge Evo	DIVISIO	218.1	Free Practice - 2
23	BOLZA CORSE	ITA	Francesco Bolzoni	ITA			Porsche 911 Cup 991 Gen1	DIVISIO	211.3	Free Practice - 2
6	GIUST PREPARAZIONI	ITA	Giovanni Brentan	ITA	Bruno Jarach	ITA	Lamborghini Huracan GT3	DIVISIO	211.3	Free Practice - 2
76	CENTRI PORSCHE TICINO	ITA	Ivan Rostovskiy	CHE			Porsche Cayman GT4 718 RS Clubsp	DIVISIO	203.3	Free Practice - 2
28	PB RACING	ITA	Nicolò Meacci	ITA	Luca Zambello	ITA	Lotus Emira Cup	DIVISIO	197.8	Free Practice - 2
39	ACME SPEEDWORKS	ITA	Luigi Maselli	ITA	Robert Krayevsky	USA	Lotus Emira Cup	DIVISIO	197.0	Free Practice - 2
54	PB RACING	ITA	Alberto Naska	ITA	Suellio Almeida	CAN	Lotus Emira Cup	DIVISIO	196.7	Free Practice - 2
17	PB RACING	ITA	Luigi Foresti	ITA	Maurizio Accarino	ITA	Lotus Emira Cup	DIVISIO	196.0	Free Practice - 1
56	PB RACING	ITA	Francesco Malvestiti	ITA	Miran Grcic	ITA	Lotus Emira Cup	DIVISIO	192.8	Free Practice - 1
87	PB RACING	ITA	Giovanni Grasso	ITA	Andrea Carpenzano	ITA	Lotus Emira Cup	DIVISIO	192.5	Free Practice - 2





Misano
SuperSport GT
Free Practice - 2
Pit Stop Analysis

SUPERSPORT SERIES GT

8 Aurora Paleari Ferrari 488 Challenge Evo

DIVISIONE REPARTO CORSE RAM

N°	In Day Time	In Time	Out Time	Pit Time	T. Pit Time	Handicap	Diff.
1	14:18:14.603	14:18:14.603	14:18:41.178	26.575	26.575		
2	14:32:05.728	14:32:05.728	14:33:30.169	1:24.441	1:51.016		

17 Luigi Foresti Lotus Emira Cup

DIVISIONE Maurizio Accarino PB RACING

N°	In Day Time	In Time	Out Time	Pit Time	T. Pit Time	Handicap	Diff.
1	14:28:13.619	14:28:13.619	14:39:16.595	11:02.976	11:02.976		

28 Nicolò Meacci Lotus Emira Cup

DIVISIONE Luca Zambello PB RACING

N°	In Day Time	In Time	Out Time	Pit Time	T. Pit Time	Handicap	Diff.
1	14:24:46.603	14:24:46.603	14:25:13.375	26.772	26.772		
2	14:28:15.100	14:28:15.100	14:30:46.847	2:31.747	2:58.519		

39 Luigi Maselli Lotus Emira Cup

DIVISIONE Robert Krayevsky ACME SPEEDWORKS

N°	In Day Time	In Time	Out Time	Pit Time	T. Pit Time	Handicap	Diff.
1	14:25:50.339	14:25:50.339	14:27:34.390	1:44.051	1:44.051		

54 Alberto Naska Lotus Emira Cup

DIVISIONE Suellio Almeida PB RACING

N°	In Day Time	In Time	Out Time	Pit Time	T. Pit Time	Handicap	Diff.
1	14:23:06.364	14:23:06.364	14:31:29.382	8:23.018	8:23.018		

56 Francesco Malvestiti Lotus Emira Cup

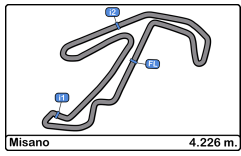
DIVISIONE Miran Grcic PB RACING

N°	In Day Time	In Time	Out Time	Pit Time	T. Pit Time	Handicap	Diff.
1	14:23:14.792	14:23:14.792	14:25:39.726	2:24.934	2:24.934		

87 Giovanni Grasso Lotus Emira Cup

DIVISIONE Andrea Carpenzano PB RACING

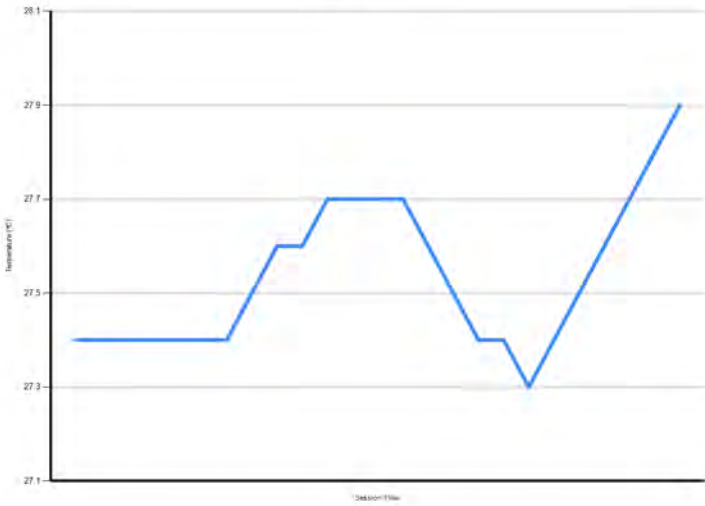
N°	In Day Time	In Time	Out Time	Pit Time	T. Pit Time	Handicap	Diff.
1	14:37:48.260	14:37:48.260	14:39:18.453	1:30.193	1:30.193		



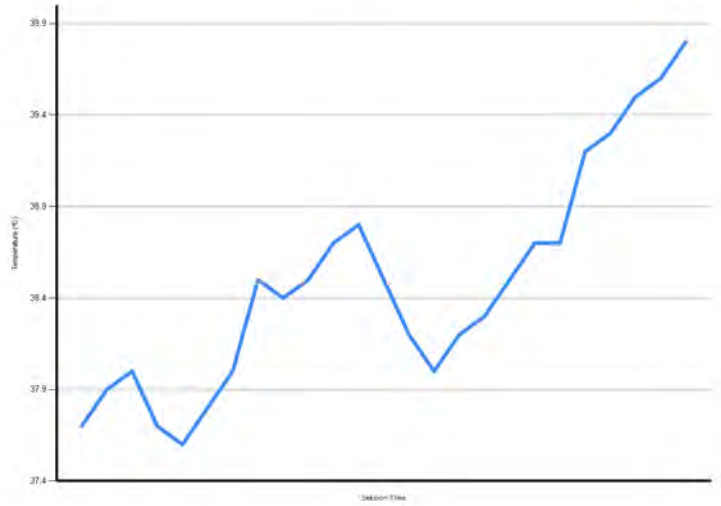
Misano SuperSport GT Free Practice - 2 Weather Report



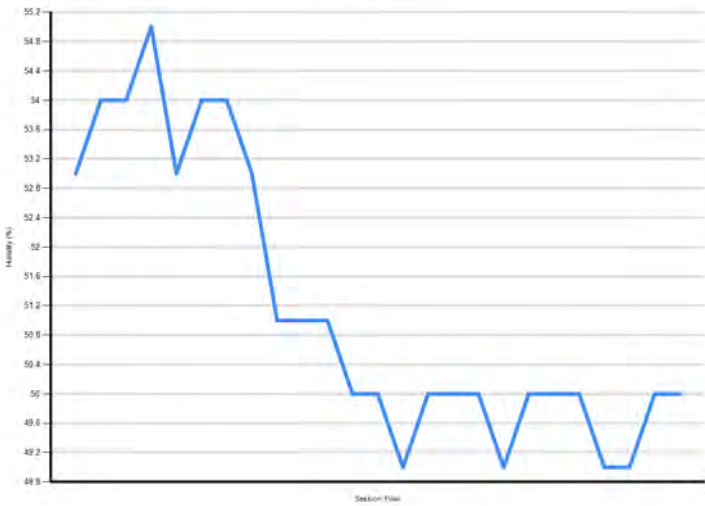
Air Temperature



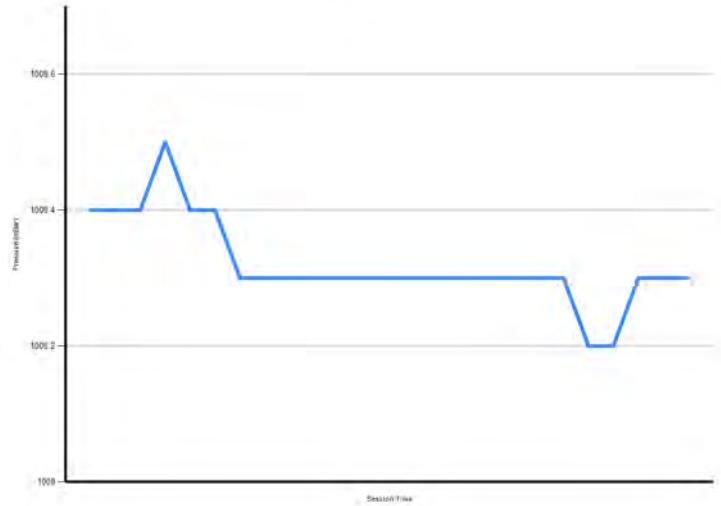
Track Temperature



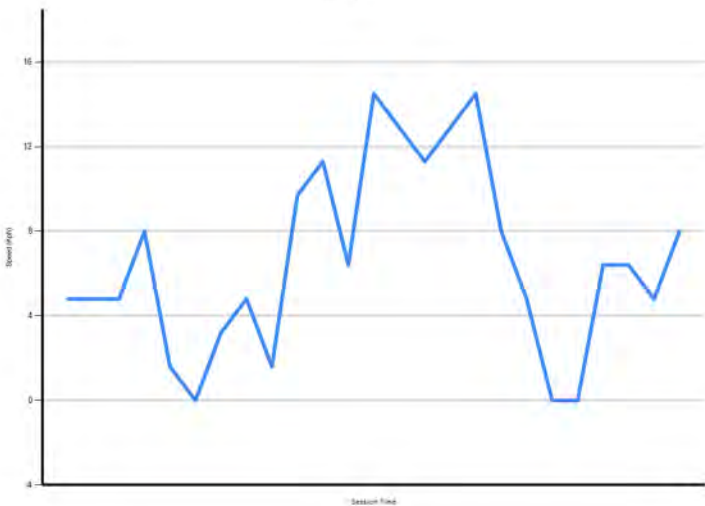
Humidity



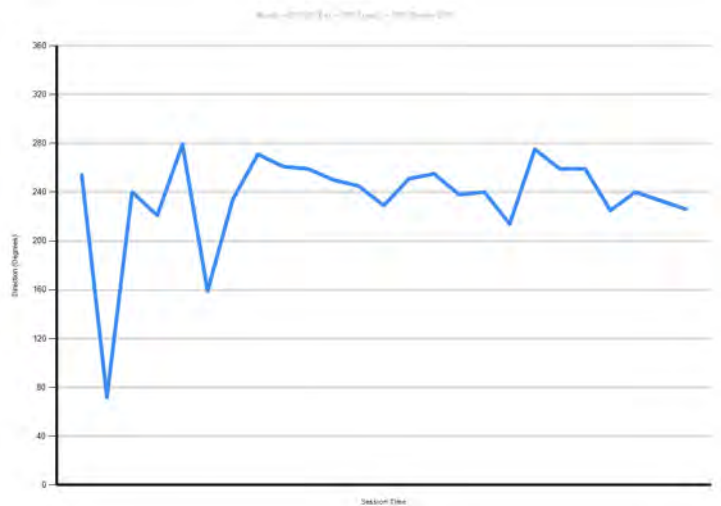
Pressure

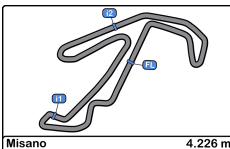


Wind Speed



Wind direction





Misano
SuperSport GT
Free Practice - 1 - 2
Combined Results

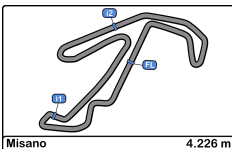


Cls	N°	Entrant/Team	Nat	Driver 1	Nat	Driver 2	Nat	Vehicle	Cat	Cls	Laps	FP1	FP2	Best	Gap	Interval	Km/h		
1	88	REPARTO CORSE RAM	ITA	Giorgio Bacco	ITA	Giulio Bacco	ITA	Ferrari 296 Challenge	DIVISIO	1	22	1:52.453	10	1:35.879	5	1:35.879	158.6		
2	4	REPARTO CORSE RAM	ITA	Pablo Benites	ARG	Benitez Oscar Lien Bitar	PER	Ferrari 488 Challenge Evo	DIVISIO	1	21	1:56.018	9	1:37.459	12	1:37.459	1.580	1.580	156.1
3	252	XMOTORS	ITA	Alberto Frisoni	ITA	Filippo Fant	ITA	Lamborghini Super Trofeo EVO2	DIVISIO	2	23	1:55.767	10	1:37.487	6	1:37.487	1.608	0.028	156.0
4	12	MRNC12 RACING TEAM	ITA	Giammarco Marzialetti	ITA	Gerardo Marino	ITA	Ferrari 296 Challenge	DIVISIO	3	19	2:00.078	5	1:38.856	13	1:38.856	2.977	1.369	153.8
5	106	POLLINI RACING	ITA	Matteo Pollini	ITA	Gioele Pollini	ITA	Lamborghini Super Trofeo EVO	DIVISIO	4	25	1:53.757	12	1:39.753	5	1:39.753	3.874	0.897	152.5
6	2	GIUST PREPARAZIONI	ITA	Mirko Zanardini	ITA	Giuseppe Ghezzi	ITA	Lamborghini Huracan GT3	DIVISIO	1	23	1:52.740	11	1:40.184	10	1:40.184	4.305	0.431	151.8
7	8	REPARTO CORSE RAM	ITA	Aurora Paleari	ITA			Ferrari 488 Challenge Evo	DIVISIO	2	11			1:40.449	11	1:40.449	4.570	0.265	151.4
8	6	GIUST PREPARAZIONI	ITA	Giovanni Brentan	ITA	Bruno Jarach	ITA	Lamborghini Huracan GT3	DIVISIO	2	22	1:57.752	11	1:43.125	11	1:43.125	7.246	2.676	147.5
9	28	PB RACING	ITA	Nicolò Meacci	ITA	Luca Zambello	ITA	Lotus Emira Cup	DIVISIO	1	12			1:45.073	11	1:45.073	9.194	1.948	144.7
10	32	ASR	ITA	Alex Beatovic	SRB			Lamborghini Super Trofeo EVO2	DIVISIO	5	20	2:09.410	8	1:45.425	10	1:45.425	9.546	0.352	144.3
11	76	CENTRI PORSCHE TICIN	ITA	Ivan Rostovskiy	CHE			Porsche Cayman GT4 718 RS Clubsport	DIVISIO	2	5			1:47.627	4	1:47.627	11.748	2.202	141.3
12	54	PB RACING	ITA	Alberto Naska	ITA	Suellio Almeida	CAN	Lotus Emira Cup	DIVISIO	3	18	2:07.924	9	1:47.951	9	1:47.951	12.072	0.324	140.9
13	39	ACME SPEEDWORKS	ITA	Luigi Maselli	ITA	Robert Krayevsky	USA	Lotus Emira Cup	DIVISIO	4	20	2:02.123	8	1:49.454	11	1:49.454	13.575	1.503	138.9
14	17	PB RACING	ITA	Luigi Foresti	ITA	Maurizio Accarino	ITA	Lotus Emira Cup	DIVISIO	5	17	2:08.433	10	1:51.641	5	1:51.641	15.762	2.187	136.2
15	87	PB RACING	ITA	Giovanni Grasso	ITA	Andrea Carpenzano	ITA	Lotus Emira Cup	DIVISIO	6	20	2:07.391	9	1:53.074	5	1:53.074	17.195	1.433	134.5
16	23	BOLZA CORSE	ITA	Francesco Bolzoni	ITA			Porsche 911 Cup 991 Gen1	DIVISIO	7	7			2:03.812	2	2:03.812	27.933	10.738	122.8
17	56	PB RACING	ITA	Francesco Malvestiti	ITA	Miran Grcic	ITA	Lotus Emira Cup	DIVISIO	8	11	2:29.080	2	2:14.828	8	2:14.828	38.949	11.016	112.8

Published at:.....

Race Director:	Fabrizio Fondacci	Timekeeper:	Luis Garcia
	51425		 JCR-2654-ESP/M





Misano
SuperSport GT
Qualifying - 1
Provisional Results



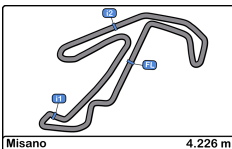
Cls	N°	Entrant/Team	Nat	Driver 1	Nat	Driver 2	Nat	Vehicle	Cat	Cls	Laps	Best	Time	Gap	Interval	Km/h
1	88	REPARTO CORSE RAM	ITA	Giorgio Bacco	ITA	Giulio Bacco	ITA	Ferrari 296 Challenge	DIVISIO	1	5	5	1:34.926			160.2
2	12	MRNC12 RACING TEAM	ITA	Giammarco Marzialetti	ITA	Gerardo Marino	ITA	Ferrari 296 Challenge	DIVISIO	2	7	5	1:35.977	1.051	1.051	158.5
3	252	XMOTORS	ITA	Filippo Fant	ITA	Alberto Frisoni	ITA	Lamborghini Super Trofeo EVO2	DIVISIO	3	7	4	1:36.092	1.166	0.115	158.3
4	4	REPARTO CORSE RAM	ITA	Pablo Benites	ARG	Oscar Lien Bitar Benitez	PRY	Ferrari 488 Challenge Evo	DIVISIO	1	6	5	1:36.105	1.179	0.013	158.3
5	2	GIUST PREPARAZIONI	ITA	Mirko Zanardini	ITA	Giuseppe Ghezzi	ITA	Lamborghini Huracan GT3	DIVISIO	1	7	5	1:36.576	1.650	0.471	157.5
6	106	POLLINI RACING	ITA	Matteo Pollini	ITA	Gioele Pollini	ITA	Lamborghini Super Trofeo EVO	DIVISIO	4	5	3	1:36.817	1.891	0.241	157.1
7	6	GIUST PREPARAZIONI	ITA	Giovanni Brentan	ITA	Bruno Jarach	ITA	Lamborghini Huracan GT3	DIVISIO	2	6	5	1:40.205	5.279	3.388	151.8
8	54	PB RACING	ITA	Alberto Naska	ITA	Suellio Almeida	CAN	Lotus Emira Cup	DIVISIO	1	7	5	1:43.860	8.934	3.655	146.4
9	56	PB RACING	ITA	Francesco Malvestiti	ITA	Miran Grcic	ITA	Lotus Emira Cup	DIVISIO	2	4	4	1:46.216	11.290	2.356	143.2
10	17	PB RACING	ITA	Maurizio Accarino	ITA	Luigi Foresti	ITA	Lotus Emira Cup	DIVISIO	3	7	5	1:47.351	12.425	1.135	141.7
11	39	ACME SPEEDWORKS	ITA	Robert Kravevsky	USA	Luigi Maselli	ITA	Lotus Emira Cup	DIVISIO	4	7	5	1:47.665	12.739	0.314	141.3
12	32	ASR	ITA	Alex Beatovic	SRB			Lamborghini Super Trofeo EVO2	DIVISIO	5	5	3	1:48.229	13.303	0.564	140.5
13	28	PB RACING	ITA	Luca Zambello	ITA	Bitar Meacci	ITA	Lotus Emira Cup	DIVISIO	5	7	5	1:50.290	15.364	2.061	137.9
14	87	PB RACING	ITA	Andrea Carpenzano	ITA	Giovanni Grasso	ITA	Lotus Emira Cup	DIVISIO	6	6	4	1:50.739	15.813	0.449	137.3
15	76	CENTRI PORSCHE TICINO	ITA	Ivan Rostovski	CHE			Porsche Cayman GT4 718 RS Clu	DIVISIO	7	6	5	1:52.666	17.740	1.927	135.0

Published at:.....

Track Temp: 29.5 °C Air Temp: 24.0 °C Humidity: 57 % Track Status: DRY

Race Director:	Fabrizio Fondacci	Timekeeper:	Luis Garcia
	51425		JCR-2654-ESP/M





Misano
SuperSport GT
Qualifying - 1
Provisional Results by Category



DIVISIONE B																
Cls	N°	Entrant/Team	Nat	Driver 1	Nat	Driver 2	Nat	Vehicle	Cat	Cls	Laps	Best	Time	Gap	Interval	Km/h
1	88	REPARTO CORSE RAM	ITA	Giorgio Bacco	ITA	Giulio Bacco	ITA	Ferrari 296 Challenge	DIVISIO	1	5	5	1:34.926			160.2
2	12	MRNC12 RACING TEAM	ITA	Giammarco Marzialetti	ITA	Gerardo Marino	ITA	Ferrari 296 Challenge	DIVISIO	2	7	5	1:35.977	1.051	1.051	158.5
3	252	XMOTORS	ITA	Filippo Fant	ITA	Alberto Frisoni	ITA	Lamborghini Super Trofeo EVO2	DIVISIO	3	7	4	1:36.092	1.166	0.115	158.3
4	106	POLLINI RACING	ITA	Matteo Pollini	ITA	Gioele Pollini	ITA	Lamborghini Super Trofeo EVO	DIVISIO	4	5	3	1:36.817	1.891	0.725	157.1
5	32	ASR	ITA	Alex Beatovic	SRB		SRB	Lamborghini Super Trofeo EVO2	DIVISIO	5	5	3	1:48.229	13.303	11.412	140.5

DIVISIONE C																
Cls	N°	Entrant/Team	Nat	Driver 1	Nat	Driver 2	Nat	Vehicle	Cat	Cls	Laps	Best	Time	Gap	Interval	Km/h
1	4	REPARTO CORSE RAM	ITA	Pablo Benites	ARG	Oscar Lien Bitar Benitez	PRY	Ferrari 488 Challenge Evo	DIVISIO	1	6	5	1:36.105			158.3

DIVISIONE A																
Cls	N°	Entrant/Team	Nat	Driver 1	Nat	Driver 2	Nat	Vehicle	Cat	Cls	Laps	Best	Time	Gap	Interval	Km/h
1	2	GIUST PREPARAZIONI	ITA	Mirko Zanardini	ITA	Giuseppe Ghezzi	ITA	Lamborghini Huracan GT3	DIVISIO	1	7	5	1:36.576			157.5
2	6	GIUST PREPARAZIONI	ITA	Giovanni Brentan	ITA	Bruno Jarach	ITA	Lamborghini Huracan GT3	DIVISIO	2	6	5	1:40.205	3.629	3.629	151.8

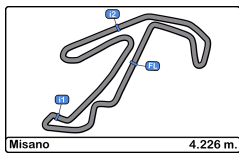
DIVISIONE D																
Cls	N°	Entrant/Team	Nat	Driver 1	Nat	Driver 2	Nat	Vehicle	Cat	Cls	Laps	Best	Time	Gap	Interval	Km/h
1	54	PB RACING	ITA	Alberto Naska	ITA	Suellio Almeida	CAN	Lotus Emira Cup	DIVISIO	1	7	5	1:43.860			146.4
2	56	PB RACING	ITA	Francesco Malvestiti	ITA	Miran Grcic	ITA	Lotus Emira Cup	DIVISIO	2	4	4	1:46.216	2.356	2.356	143.2
3	17	PB RACING	ITA	Maurizio Accarino	ITA	Luigi Foresti	ITA	Lotus Emira Cup	DIVISIO	3	7	5	1:47.351	3.491	1.135	141.7
4	39	ACME SPEEDWORKS	ITA	Robert Krayevsky	USA	Luigi Maselli	ITA	Lotus Emira Cup	DIVISIO	4	7	5	1:47.665	3.805	0.314	141.3
5	28	PB RACING	ITA	Luca Zambello	ITA	Bitar Meacci	ITA	Lotus Emira Cup	DIVISIO	5	7	5	1:50.290	6.430	2.625	137.9
6	87	PB RACING	ITA	Andrea Carpenzano	ITA	Giovanni Grasso	ITA	Lotus Emira Cup	DIVISIO	6	6	4	1:50.739	6.879	0.449	137.3
7	76	CENTRI PORSCHE TICINO	ITA	Ivan Rostovskiy	CHE		CHE	Porsche Cayman GT4 718 RS Clu	DIVISIO	7	6	5	1:52.666	8.806	1.927	135.0

Published at:.....

Track Temp: 29.5 °C Air Temp: 24.0 °C Humidity: 57 % Track Status: DRY

Race Director:	Fabrizio Fondacci	Timekeeper:	Luis Garcia
	51425		JCR-2654-ESP/M





Misano
SuperSport GT
Qualifying - 1
Lap Analysis



2 Mirko Zanardini Lamborghini Huracan GT3

DIVISIONE Giuseppe Ghezzi GIUST PREPARAZIONI

Lap	D	Time	Sector 1	Sector 2	Sector 3	T. Spd	Elapsed
1	1	9:32:26.995	9:31:03.759	41.652	41.584	220.4	9:32:26.995
2	1	2:21.585 P	27.286	44.913	1:09.386	110.7	9:34:48.580
3	1	4:54.524	3:40.741	37.784	35.999	225.4	9:39:43.104
4	1	1:39.041	26.098	36.260	36.683	225.9	9:41:22.145
5	1	1:36.576	25.949	35.929	34.698	226.8	9:42:58.721
6	1	2:05.151 P	25.844	36.555	1:02.752	226.8	9:45:03.872
7	1	2:24.060	52.556	53.645	37.859	220.4	9:47:27.932
8	1		25.771	46.075		127.9	

4 Pablo Benites Ferrari 488 Challenge Evo

DIVISIONE Oscar Lien Bitar Benitez REPARTO CORSE RAM

Lap	D	Time	Sector 1	Sector 2	Sector 3	T. Spd	Elapsed
1	1	9:32:22.738	9:30:52.484	46.539	43.715	157.6	9:32:22.738
2	1	2:12.651 P	27.901	44.374	1:00.376	83.1	9:34:35.389
3	1	5:05.610	3:52.706	37.637	35.267	218.1	9:39:40.999
4	1	1:36.995	25.879	36.502	34.614	219.5	9:41:17.994
5	1	1:36.105	25.561	36.269	34.275	219.9	9:42:54.099
6	1	1:36.112	25.490	36.238	34.384	219.0	9:44:30.211
7	1		42.636	1:10.717		154.2	

6 Giovanni Brentan Lamborghini Huracan GT3

DIVISIONE Bruno Jarach GIUST PREPARAZIONI

Lap	D	Time	Sector 1	Sector 2	Sector 3	T. Spd	Elapsed
1	1	9:32:30.819	9:31:04.947	44.906	40.966	219.5	9:32:30.819
2	1	2:21.231 P	27.902	45.094	1:08.235	163.1	9:34:52.050
3	1	4:55.910	3:39.141	39.190	37.579	222.2	9:39:47.960
4	1	1:41.877	27.949	37.395	36.533	224.0	9:41:29.837
5	1	1:40.205	26.666	37.270	36.269	222.6	9:43:10.042
6	1	1:42.709	26.486	37.093	39.130	223.1	9:44:52.751
7	1		46.450	1:05.524		54.9	

12 Giammarco Marzioletti Ferrari 296 Challenge

DIVISIONE Gerardo Marino MRNC12 RACING TEAM

Lap	D	Time	Sector 1	Sector 2	Sector 3	T. Spd	Elapsed
1	1	9:32:49.196	9:31:19.918	46.325	42.953	180.9	9:32:49.196
2	1	2:25.869 P	30.219	46.198	1:09.452	122.0	9:35:15.065
3	1	4:32.920	3:16.891	38.872	37.157	224.5	9:39:47.985
4	1	1:38.507	26.925	36.731	34.851	226.8	9:41:26.492
5	1	1:35.977	25.827	36.087	34.063	227.3	9:43:02.469
6	1	1:49.119	25.502	36.204	47.413	227.3	9:44:51.588
7	1	2:18.030	46.397	56.170	35.463	227.3	9:47:09.618
8	1		25.637	36.082		190.4	

17 Maurizio Accarino Lotus Emira Cup

DIVISIONE Luigi Foresti PB RACING

Lap	D	Time	Sector 1	Sector 2	Sector 3	T. Spd	Elapsed
1	1	9:33:10.305	9:31:21.661	53.995	54.649	149.1	9:33:10.305
2	1	3:05.854 P	37.300	52.035	1:36.519	119.0	9:36:16.159
3	1	3:48.939	2:23.998	44.984	39.957	198.8	9:40:05.098
4	1	1:47.945	28.560	40.529	38.856	197.8	9:41:53.043
5	1	1:47.351	28.150	40.352	38.849	196.3	9:43:40.394
6	1	2:41.027	28.071	49.969	1:22.987	83.9	9:46:21.421
7	1	1:47.425	28.872	40.088	38.465	199.6	9:48:08.846
8	1		34.973	52.840		150.0	

23 Francesco Bolzoni Porsche 911 Cup 991 Gen1

DIVISIONE BOLZA CORSE

Lap	D	Time	Sector 1	Sector 2	Sector 3	T. Spd	Elapsed
1	1		9:31:02.766	51.463			88.7

28 Luca Zambello Lotus Emira Cup

DIVISIONE Bitar Meacci PB RACING

Lap	D	Time	Sector 1	Sector 2	Sector 3	T. Spd	Elapsed
1	1	9:32:44.597	9:31:01.006	49.313	54.278	175.6	9:32:44.597
2	1	4:55.548 P	38.720	58.623	3:18.205	85.6	9:37:40.145
3	1	2:29.732	1:03.101	43.661	42.970	195.2	9:40:09.877
4	1	1:52.805	30.194	41.852	40.759	197.8	9:42:02.682
5	1	1:50.290	29.433	40.775	40.082	197.8	9:43:52.972
6	1	2:29.855	28.936	51.438	1:09.481	136.1	9:46:22.827
7	1	1:53.615	30.757	40.907	41.951	197.8	9:48:16.442
8	1		37.055	49.238		151.8	

32 Alex Beatovic Lamborghini Super Trofeo EVO2

DIVISIONE ASR

Lap	D	Time	Sector 1	Sector 2	Sector 3	T. Spd	Elapsed
1	1	9:38:33.753 P	9:31:53.312	42.444	5:57.997	219.0	9:38:33.753
2	1	2:10.190	47.915	40.817	41.458	221.7	9:40:43.943
3	1	1:48.229	29.129	39.563	39.537	223.1	9:42:32.172
4	1	1:50.108	28.794	39.468	41.846	219.0	9:44:22.280
5	1	2:37.544	40.860	1:14.521	42.163	87.8	9:46:59.824
6	1		28.220	39.202		177.3	

39 Robert Krayevsky Lotus Emira Cup

DIVISIONE Luigi Maselli ACME SPEEDWORKS

Lap	D	Time	Sector 1	Sector 2	Sector 3	T. Spd	Elapsed
1	1	9:32:47.479	9:31:06.097	50.216	51.166	149.1	9:32:47.479
2	1	4:28.949 P	36.564	58.984	2:53.401	87.8	9:37:16.428
3	1	2:47.795	1:25.947	41.838	40.010	199.6	9:40:04.223
4	1	1:50.020	28.671	42.433	38.916	200.0	9:41:54.243
5	1	1:47.665	28.538	40.267	38.860	199.2	9:43:41.908
6	1	2:40.187	28.562	49.229	1:22.396	78.4	9:46:22.095
7	1	1:48.702	29.082	40.579	39.041	201.8	9:48:10.797
8	1		34.746	52.197		160.2	

54 Alberto Naska Lotus Emira Cup

DIVISIONE Suellio Almeida PB RACING

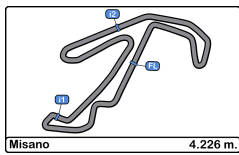
Lap	D	Time	Sector 1	Sector 2	Sector 3	T. Spd	Elapsed
1	1	9:33:01.180	9:31:17.823	52.640	50.717	136.7	9:33:01.180
2	1	4:18.985 P	41.412	54.699	2:42.874	120.6	9:37:20.165
3	1	2:40.768	1:21.319	41.328	38.121	193.2	9:40:00.933
4	1	1:43.992	27.322	39.410	37.260	195.6	9:41:44.925
5	1	1:43.860	27.221	39.385	37.254	194.2	9:43:28.785
6	1	2:50.516	27.085	52.875	1:30.556	62.2	9:46:19.301
7	1	1:45.800	27.965	39.315	38.520	193.2	9:48:05.101
8	1		32.345	51.160		139.7	

56 Francesco Malvestiti Lotus Emira Cup

DIVISIONE Miran Grcic PB RACING

Lap	D	Time	Sector 1	Sector 2	Sector 3	T. Spd	Elapsed
1	1	9:32:39.372	9:31:02.054	50.339	46.979	177.3	9:32:39.372
2	1	3:22.816 P	29.108	53.287	2:00.421	130.2	9:36:02.188
3	1	3:53.544	2:33.845	40.850	38.849	195.2	9:39:55.732
4	1	1:46.216	27.801	40.170	38.245	193.8	9:41:41.948
5	1		27.960	3:29.572		44.6	





Misano
SuperSport GT
Qualifying - 1
Lap Analysis



Misano 4.226 m.

76 Ivan Rostovskiy Porsche Cayman GT4 718 RS Clubsport
 DIVISIONE CENTRI PORSCHE TICINO

Lap	D	Time	Sector 1	Sector 2	Sector 3	T. Spd	Elapsed
1		9:33:11.732	9:31:14.942	55.205	1:01.585	81.8	9:33:11.732
2		4:37.471 P	37.773	56.058	3:03.640	122.0	9:37:49.203
3		2:26.366	58.735	44.116	43.515	197.8	9:40:15.569
4		1:54.125	30.927	42.147	41.051	200.7	9:42:09.694
5		1:52.666	29.790	41.934	40.942	201.1	9:44:02.360
6		2:37.287	32.382	1:08.580	56.325	120.6	9:46:39.647
7			30.568	42.336		201.4	

87 Andrea Carpenzano Lotus Emira Cup
 DIVISIONE Giovanni Grasso PB RACING

Lap	D	Time	Sector 1	Sector 2	Sector 3	T. Spd	Elapsed
1	1	9:33:00.584	9:31:16.916	52.281	51.387	120.0	9:33:00.584
2	1	5:11.811 P	41.380	53.664	3:36.767	124.8	9:38:12.395
3	1	2:20.847	52.642	44.594	43.611	194.2	9:40:33.242
4	1	1:50.739	29.202	41.210	40.327	195.2	9:42:23.981
5	1	1:59.958	28.700	45.881	45.377	133.3	9:44:23.939
6	1	2:45.780	43.413	1:17.626	44.741	98.4	9:47:09.719
7	1		27.808	58.492		91.3	

88 Giorgio Bacco Ferrari 296 Challenge
 DIVISIONE Giulio Bacco REPARTO CORSE RAM

Lap	D	Time	Sector 1	Sector 2	Sector 3	T. Spd	Elapsed
1	1	9:32:20.655	9:30:49.285	47.147	44.223	180.0	9:32:20.655
2	1	2:12.195 P	28.803	44.199	59.193	84.6	9:34:32.850
3	1	5:03.203	3:48.296	38.586	36.321	226.4	9:39:36.053
4	1	1:35.717	25.667	35.884	34.166	228.8	9:41:11.770
5	1	1:34.926	25.306	35.117	34.503	228.8	9:42:46.696
6	1		25.375	36.813		220.4	

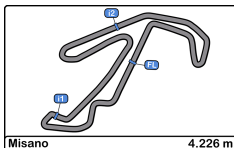
106 Matteo Pollini Lamborghini Super Trofeo EVO
 DIVISIONE Gioele Pollini POLLINI RACING

Lap	D	Time	Sector 1	Sector 2	Sector 3	T. Spd	Elapsed
1	1	9:34:19.076 P	9:32:25.226	45.512	1:08.338	141.7	9:34:19.076
2	1	6:37.119	5:23.521	38.116	35.482	221.3	9:40:56.195
3	1	1:36.817	25.751	36.219	34.847	225.4	9:42:33.012
4	1	1:38.919	26.219	37.586	35.114	209.7	9:44:11.931
5	1	2:32.752	29.879	1:12.820	50.053	81.3	9:46:44.683
6	1		25.836	36.776		224.0	

252 Filippo Fant Lamborghini Super Trofeo EVO
 DIVISIONE Alberto Frisoni XMOTORS

Lap	D	Time	Sector 1	Sector 2	Sector 3	T. Spd	Elapsed
1	1	9:32:24.137	9:30:55.045	45.809	43.283	178.5	9:32:24.137
2	1	2:15.841 P	28.474	44.286	1:03.081	100.2	9:34:39.978
3	1	5:02.677	3:48.797	37.714	36.166	225.4	9:39:42.655
4	1	1:36.092	25.740	36.150	34.202	225.9	9:41:18.747
5	1	1:39.037	25.659	35.864	37.514	228.3	9:42:57.784
6	1	1:38.355	25.544	35.876	36.935	227.3	9:44:36.139
7	1	2:27.742	44.625	1:04.211	38.906	225.9	9:47:03.881
8	1		25.606	36.196		177.3	



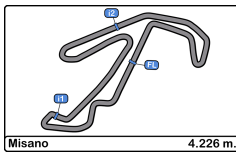


Misano
SuperSport GT
Qualifying - 1
Best Sectors Results



Sector - 1		Sector - 2		Sector - 3		Ideal Lap vs Best Lap					
Clas	Nº Driver	Time	Nº Driver	Time	Nº Driver	Time	Clas	Nº Driver	Ideal Lap	Best Lap	Clas
1	88 Giorgio Bacco	25.306	88 Giorgio Bacco	35.117	12 Giammarco Marzialetti	34.063	1	88 Giorgio Bacco	1:34.589	1:34.926	1
2	4 Pablo Benites	25.490	252 Filippo Fant	35.864	88 Giorgio Bacco	34.166	2	252 Filippo Fant	1:35.610	1:36.092	3
3	12 Giammarco Marzialetti	25.502	2 Mirko Zanardini	35.929	252 Filippo Fant	34.202	3	12 Giammarco Marzialetti	1:35.647	1:35.977	2
4	252 Filippo Fant	25.544	12 Giammarco Marzialetti	36.082	4 Pablo Benites	34.275	4	4 Pablo Benites	1:36.003	1:36.105	4
5	106 Matteo Pollini	25.751	106 Matteo Pollini	36.219	2 Mirko Zanardini	34.698	5	2 Mirko Zanardini	1:36.398	1:36.576	5
6	2 Mirko Zanardini	25.771	4 Pablo Benites	36.238	106 Matteo Pollini	34.847	6	106 Matteo Pollini	1:36.817	1:36.817	6
7	6 Giovanni Brentan	26.486	6 Giovanni Brentan	37.093	6 Giovanni Brentan	36.269	7	6 Giovanni Brentan	1:39.848	1:40.205	7
8	54 Alberto Naska	27.085	32 Beatovic Alex	39.202	54 Alberto Naska	37.254	8	54 Alberto Naska	1:43.654	1:43.860	8
9	56 Francesco Malvestiti	27.801	54 Alberto Naska	39.315	56 Francesco Malvestiti	38.245	9	56 Francesco Malvestiti	1:46.216	1:46.216	9
10	87 Andrea Carpenzano	27.808	17 Maurizio Accarino	40.088	17 Maurizio Accarino	38.465	10	17 Maurizio Accarino	1:46.624	1:47.351	10
11	17 Maurizio Accarino	28.071	56 Francesco Malvestiti	40.170	39 Robert Krayevsky	38.860	11	32 Beatovic Alex	1:46.959	1:48.229	12
12	32 Beatovic Alex	28.220	39 Robert Krayevsky	40.267	32 Beatovic Alex	39.537	12	39 Robert Krayevsky	1:47.665	1:47.665	11
13	39 Robert Krayevsky	28.538	28 Luca Zambello	40.775	28 Luca Zambello	40.082	13	87 Andrea Carpenzano	1:49.345	1:50.739	14
14	28 Luca Zambello	28.936	87 Andrea Carpenzano	41.210	87 Andrea Carpenzano	40.327	14	28 Luca Zambello	1:49.793	1:50.290	13
15	76 Ivan Rostovskiy	29.790	76 Ivan Rostovskiy	41.934	76 Ivan Rostovskiy	40.942	15	76 Ivan Rostovskiy	1:52.666	1:52.666	15
16	23 Bolzoni Francesco	Transpond	23 Bolzoni Francesco	51.463	23 Bolzoni Francesco	Transpond	16	23 Bolzoni Francesco	Transpon	Transpon	16



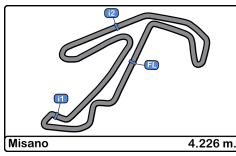


Misano
SuperSport GT
Qualifying - 1
Best 5 Lap Times



Cl	N° Entrant/Team	Nat	Driver 1	Nat	Driver 2	Nat	Vehicle	Cat	Cl	Best 1		Best 2		Best 3		Best 4		Best 5		
										Time	Lap	Time	Lap	Time	Lap	Time	Lap	Time	Lap	
1	88 REPARTO CORSE RAM	ITA	<u>Giorgio Bacco</u>	ITA	Giulio Bacco	ITA	Ferrari 296 Challenge	DIVISIO	1	1:34.926	5	1:35.717	4	5:03.203	3					
2	12 MRNC12 RACING TEAM	ITA	<u>Giammarco Marzialetti</u>	ITA	Gerardo Marino	ITA	Ferrari 296 Challenge	DIVISIO	2	1:35.977	5	1:38.507	4	2:18.030	7	4:32.920	3			
3	252 XMOTORS	ITA	<u>Filippo Fant</u>	ITA	Alberto Frisoni	ITA	Lamborghini Super Trofeo EVO2	DIVISIO	3	1:36.092	4	1:39.037	5	2:27.742	7	5:02.677	3			
4	4 REPARTO CORSE RAM	ITA	<u>Pablo Benites</u>	ARG	Oscar Lien Bitar Benitez	URY	Ferrari 488 Challenge Evo	DIVISIO	1	1:36.105	5	1:36.995	4	5:05.610	3					
5	2 GIUST PREPARAZIONI	ITA	<u>Mirko Zanardini</u>	ITA	Giuseppe Ghezzi	ITA	Lamborghini Huracan GT3	DIVISIO	1	1:36.576	5	1:39.041	4	2:24.060	7	4:54.524	3			
6	106 POLLINI RACING	ITA	<u>Matteo Pollini</u>	ITA	Gioele Pollini	ITA	Lamborghini Super Trofeo EVO	DIVISIO	4	1:36.817	3	1:38.919	4	2:32.752	5	6:37.119	2			
7	6 GIUST PREPARAZIONI	ITA	<u>Giovanni Brentan</u>	ITA	Bruno Jarach	ITA	Lamborghini Huracan GT3	DIVISIO	2	1:40.205	5	1:41.877	4	4:55.910	3					
8	54 PB RACING	ITA	<u>Alberto Naska</u>	ITA	Suellio Almeida	CAN	Lotus Emira Cup	DIVISIO	1	1:43.860	5	1:43.992	4	2:40.768	3	2:50.516	6			
9	56 PB RACING	ITA	<u>Francesco Malvestiti</u>	ITA	Miran Grcic	ITA	Lotus Emira Cup	DIVISIO	2	1:46.216	4	3:53.544	3							
10	17 PB RACING	ITA	<u>Maurizio Accarino</u>	ITA	Luigi Foresti	ITA	Lotus Emira Cup	DIVISIO	3	1:47.351	5	1:47.945	4	2:41.027	6	3:48.939	3			
11	39 ACME SPEEDWORKS	ITA	<u>Robert Krayevsky</u>	USA	Luigi Maselli	ITA	Lotus Emira Cup	DIVISIO	4	1:47.665	5	1:50.020	4	2:40.187	6	2:47.795	3			
12	32 ASR	ITA	Alex Beatovic	SRB			Lamborghini Super Trofeo EVO2	DIVISIO	5	1:48.229	3	2:10.190	2	2:37.544	5					
13	28 PB RACING	ITA	<u>Luca Zambello</u>	ITA	Bitar Meacci	ITA	Lotus Emira Cup	DIVISIO	5	1:50.290	5	1:52.805	4	2:29.732	3	2:29.855	6	4:55.548	2	
14	87 PB RACING	ITA	<u>Andrea Carpenzano</u>	ITA	Giovanni Grasso	ITA	Lotus Emira Cup	DIVISIO	6	1:50.739	4	2:20.847	3	2:45.780	6	5:11.811	2			
15	76 CENTRI PORSCHE TICINO	ITA	Ivan Rostovskiy	CHE			Porsche Cayman GT4 718 RS	DIVISIO	7	1:52.666	5	1:54.125	4	2:26.366	3	2:37.287	6	4:37.471	2	
16	23 BOLZA CORSE	ITA	Francesco Bolzoni	ITA			Porsche 911 Cup 991 Gen1	DIVISIO	8											



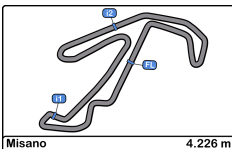


Misano
SuperSport GT
Qualifying - 1
Best 5 Top Speeds



Cl	N° Entrant/Team	Nat	Driver 1	Nat	Driver 2	Nat	Vehicle	Cat	Cl	Top 1		Top 2		Top 3		Top 4		Top 5		Avg
										Km/h	Lap	Km/h	Lap	Km/h	Lap	Km/h	Lap	Km/h	Lap	
1	88 REPARTO CORSE RAM	ITA	Giorgio Bacco	ITA	Giulio Bacco	ITA	Ferrari 296 Challenge	DIVISIO	1	228.8	4	228.8	5	226.4	3	220.4	6	180.0	1	216.8
2	252 XMOTORS	ITA	Filippo Fant	ITA	Alberto Frisoni	ITA	Lamborghini Super Trofeo EVO2	DIVISIO	2	228.3	5	227.3	6	225.9	4	225.9	7	225.4	3	226.6
3	12 MRNC12 RACING TEAM	ITA	Giammarco Marzialetti	ITA	Gerardo Marino	ITA	Ferrari 296 Challenge	DIVISIO	3	227.3	5	227.3	6	227.3	7	226.8	4	224.5	3	226.7
4	2 GIUST PREPARAZIONI	ITA	Mirko Zanardini	ITA	Giuseppe Ghezzi	ITA	Lamborghini Huracan GT3	DIVISIO	1	226.8	5	226.8	6	225.9	4	225.4	3	220.4	1	225.1
5	106 POLLINI RACING	ITA	Matteo Pollini	ITA	Gioele Pollini	ITA	Lamborghini Super Trofeo EVO	DIVISIO	4	225.4	3	224.0	6	221.3	2	209.7	4	141.7	1	204.4
6	6 GIUST PREPARAZIONI	ITA	Giovanni Brentan	ITA	Bruno Jarach	ITA	Lamborghini Huracan GT3	DIVISIO	2	224.0	4	223.1	6	222.6	5	222.2	3	219.5	1	222.3
7	32 ASR	ITA	Alex Beatovic	SRB			Lamborghini Super Trofeo EVO2	DIVISIO	5	223.1	3	221.7	2	219.0	1	219.0	4	177.3	6	212.0
8	4 REPARTO CORSE RAM	ITA	Pablo Benites	ARG	Oscar Lien Bitar Benitez	PRY	Ferrari 488 Challenge Evo	DIVISIO	1	219.9	5	219.5	4	219.0	6	218.1	3	157.6	1	206.8
9	39 ACME SPEEDWORKS	ITA	Robert Krayevsky	USA	Luigi Maselli	ITA	Lotus Emira Cup	DIVISIO	1	201.8	7	200.0	4	199.6	3	199.2	5	160.2	8	192.1
10	76 CENTRI PORSCHE TICINO	ITA	Ivan Rostovskiy	CHE			Porsche Cayman GT4 718 RS	DIVISIO	2	201.4	7	201.1	5	200.7	4	197.8	3	122.0	2	184.6
11	17 PB RACING	ITA	Maurizio Accarino	ITA	Luigi Foresti	ITA	Lotus Emira Cup	DIVISIO	3	199.6	7	198.8	3	197.8	4	196.3	5	150.0	8	188.5
12	28 PB RACING	ITA	Luca Zambello	ITA	Bitar Meacci	ITA	Lotus Emira Cup	DIVISIO	4	197.8	4	197.8	5	197.8	7	195.2	3	175.6	1	192.8
13	54 PB RACING	ITA	Alberto Naska	ITA	Suellio Almeida	CAN	Lotus Emira Cup	DIVISIO	5	195.6	4	194.2	5	193.2	3	193.2	7	139.7	8	183.2
14	56 PB RACING	ITA	Francesco Malvestiti	ITA	Miran Grcic	ITA	Lotus Emira Cup	DIVISIO	6	195.2	3	193.8	4	177.3	1	130.2	2	44.6	5	148.2
15	87 PB RACING	ITA	Andrea Carpenzano	ITA	Giovanni Grasso	ITA	Lotus Emira Cup	DIVISIO	7	195.2	4	194.2	3	133.3	5	124.8	2	120.0	1	153.5
16	23 BOLZA CORSE	ITA	Francesco Bolzoni	ITA			Porsche 911 Cup 991 Gen1	DIVISIO	8	88.7	1									88.7



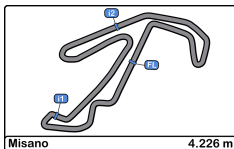


Misano
SuperSport GT
Qualifying - 1
Fastest Laps Sequence



Lap	Time of Day	Session Time	N° Entrant/Team	Nat	Driver 1	Nat	Driver 2	Nat	Vehicle	Cat	Time	Km/h
2	9:37:40.145	7:40.145	28 PB RACING	ITA	<u>Luca Zambello</u>	ITA	Bitar Meacci	ITA	Lotus Emira Cup	DIVISIO	4:55.548	51.4
2	9:37:49.203	7:49.203	76 CENTRI PORSCHE TICINO	ITA	Ivan Rostovskiy	CHE			Porsche Cayman GT4 718 RS Clubs	DIVISIO	4:37.471	54.8
3	9:39:47.985	9:47.985	12 MRNC12 RACING TEAM	ITA	<u>Giammarco Marzialetti</u>	ITA	Gerardo Marino	ITA	Ferrari 296 Challenge	DIVISIO	4:32.920	55.7
3	9:39:55.732	9:55.732	56 PB RACING	ITA	<u>Francesco Malvestiti</u>	ITA	Miran Grcic	ITA	Lotus Emira Cup	DIVISIO	3:53.544	65.1
3	9:40:00.933	10:00.933	54 PB RACING	ITA	<u>Alberto Naska</u>	ITA	Suellio Almeida	CAN	Lotus Emira Cup	DIVISIO	2:40.768	94.6
3	9:40:09.877	10:09.877	28 PB RACING	ITA	<u>Luca Zambello</u>	ITA	Bitar Meacci	ITA	Lotus Emira Cup	DIVISIO	2:29.732	101.6
3	9:40:15.569	10:15.569	76 CENTRI PORSCHE TICINO	ITA	Ivan Rostovskiy	CHE			Porsche Cayman GT4 718 RS Clubs	DIVISIO	2:26.366	103.9
3	9:40:33.242	10:33.242	87 PB RACING	ITA	<u>Andrea Carpenzano</u>	ITA	Giovanni Grasso	ITA	Lotus Emira Cup	DIVISIO	2:20.847	108.0
2	9:40:43.943	10:43.943	32 ASR	ITA	Alex Beatovic	SRB			Lamborghini Super Trofeo EVO2	DIVISIO	2:10.190	116.8
4	9:41:11.770	11:11.770	88 REPARTO CORSE RAM	ITA	<u>Giorgio Bacco</u>	ITA	Giulio Bacco	ITA	Ferrari 296 Challenge	DIVISIO	1:35.717	158.9
5	9:42:46.696	12:46.696	88 REPARTO CORSE RAM	ITA	<u>Giorgio Bacco</u>	ITA	Giulio Bacco	ITA	Ferrari 296 Challenge	DIVISIO	1:34.926	160.2





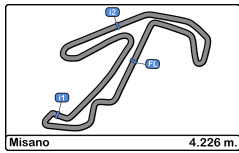
**Misano
SuperSport GT
Qualifying - 1**



Event Best Maximum Speed

N°	Entrant/Team	Nat	Driver 1	Nat	Driver 2	Nat	Vehicle	Cat	Km/h	Session
88	REPARTO CORSE RAM	ITA	Giorgio Bacco	ITA	Giulio Bacco	ITA	Ferrari 296 Challenge	DIVISIO	237.3	Free Practice - 2
2	GIUST PREPARAZIONI	ITA	Mirko Zanardini	ITA	Giuseppe Ghezzi	ITA	Lamborghini Huracan GT3	DIVISIO	228.8	Free Practice - 1
252	XMOTORS	ITA	Filippo Fant	ITA	Alberto Frisoni	ITA	Lamborghini Super Trofeo EVO2	DIVISIO	228.3	Qualifying - 1
12	MRNC12 RACING TEAM	ITA	Giammarco Marzialetti	ITA	Gerardo Marino	ITA	Ferrari 296 Challenge	DIVISIO	227.3	Qualifying - 1
106	POLLINI RACING	ITA	Matteo Pollini	ITA	Gioele Pollini	ITA	Lamborghini Super Trofeo EVO	DIVISIO	225.4	Qualifying - 1
6	GIUST PREPARAZIONI	ITA	Giovanni Brentan	ITA	Bruno Jarach	ITA	Lamborghini Huracan GT3	DIVISIO	224.0	Qualifying - 1
32	ASR	ITA	Alex Beatovic	SRB			Lamborghini Super Trofeo EVO2	DIVISIO	223.1	Qualifying - 1
4	REPARTO CORSE RAM	ITA	Pablo Benites	ARG	Oscar Lien Bitar Benitez	PRY	Ferrari 488 Challenge Evo	DIVISIO	219.9	Qualifying - 1
8	REPARTO CORSE RAM	ITA	Aurora Paleari	ITA			Ferrari 488 Challenge Evo	DIVISIO	219.0	Free Practice - 2
23	BOLZA CORSE	ITA	Francesco Bolzoni	ITA			Porsche 911 Cup 991 Gen1	DIVISIO	211.3	Free Practice - 2
76	CENTRI PORSCHE TICINO	ITA	Ivan Rostovskiy	CHE			Porsche Cayman GT4 718 RS Clubsp	DIVISIO	203.3	Free Practice - 2
39	ACME SPEEDWORKS	ITA	Robert Krayevsky	USA	Luigi Maselli	ITA	Lotus Emira Cup	DIVISIO	201.8	Qualifying - 1
17	PB RACING	ITA	Maurizio Accarino	ITA	Luigi Foresti	ITA	Lotus Emira Cup	DIVISIO	199.6	Qualifying - 1
28	PB RACING	ITA	Luca Zambello	ITA	Bitar Meacci	ITA	Lotus Emira Cup	DIVISIO	197.8	Free Practice - 2
54	PB RACING	ITA	Alberto Naska	ITA	Suellio Almeida	CAN	Lotus Emira Cup	DIVISIO	196.7	Free Practice - 2
56	PB RACING	ITA	Francesco Malvestiti	ITA	Miran Grcic	ITA	Lotus Emira Cup	DIVISIO	195.2	Qualifying - 1
87	PB RACING	ITA	Andrea Carpenzano	ITA	Giovanni Grasso	ITA	Lotus Emira Cup	DIVISIO	195.2	Qualifying - 1





Misano
SuperSport GT
Qualifying - 1
Pit Stop Analysis



12 Giammarco Marzialetti Ferrari 296 Challenge

DIVISIONE Gerardo Marino MRNC12 RACING TEAM

N°	In Day Time	In Time	Out Time	Pit Time	T. Pit Time	Handicap	Diff.
1	9:34:53.774	9:34:53.774	9:37:54.345	3:00.571	3:00.571		

17 Maurizio Accarino Lotus Emira Cup

DIVISIONE Luigi Foresti PB RACING

N°	In Day Time	In Time	Out Time	Pit Time	T. Pit Time	Handicap	Diff.
1	9:35:43.161	9:35:43.161	9:37:58.808	2:15.647	2:15.647		

28 Luca Zambello Lotus Emira Cup

DIVISIONE Bitar Meacci PB RACING

N°	In Day Time	In Time	Out Time	Pit Time	T. Pit Time	Handicap	Diff.
1	9:35:23.113	9:35:23.113	9:38:03.560	2:40.447	2:40.447		

32 Alex Beatovic Lamborghini Super Trofeo EVO2

DIVISIONE ASR

N°	In Day Time	In Time	Out Time	Pit Time	T. Pit Time	Handicap	Diff.
1	9:33:26.027	9:33:26.027	9:38:42.522	5:16.495	5:16.495		

39 Robert Krayevsky Lotus Emira Cup

DIVISIONE Luigi Maselli ACME SPEEDWORKS

N°	In Day Time	In Time	Out Time	Pit Time	T. Pit Time	Handicap	Diff.
1	9:35:25.445	9:35:25.445	9:37:59.931	2:34.486	2:34.486		

54 Alberto Naska Lotus Emira Cup

DIVISIONE Suellio Almeida PB RACING

N°	In Day Time	In Time	Out Time	Pit Time	T. Pit Time	Handicap	Diff.
1	9:35:36.985	9:35:36.985	9:38:01.626	2:24.641	2:24.641		

56 Francesco Malvestiti Lotus Emira Cup

DIVISIONE Miran Grcic PB RACING

N°	In Day Time	In Time	Out Time	Pit Time	T. Pit Time	Handicap	Diff.
1	9:34:52.026	9:34:52.026	9:37:56.948	3:04.922	3:04.922		

76 Ivan Rostovskiy Porsche Cayman GT4 718 RS Clubsport

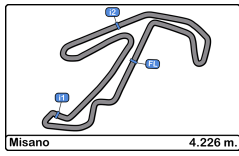
DIVISIONE CENTRI PORSCHE TICINO

N°	In Day Time	In Time	Out Time	Pit Time	T. Pit Time	Handicap	Diff.
1	9:35:45.900	9:35:45.900	9:38:05.850	2:19.950	2:19.950		

87 Andrea Carpenzano Lotus Emira Cup

DIVISIONE Giovanni Grasso PB RACING

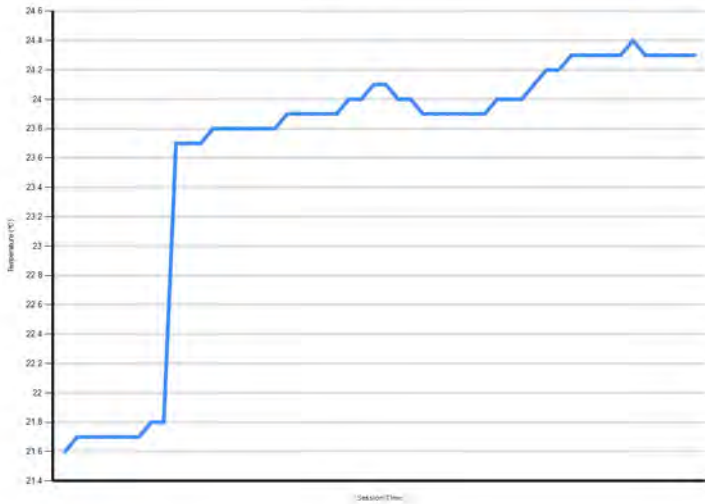
N°	In Day Time	In Time	Out Time	Pit Time	T. Pit Time	Handicap	Diff.
1	9:35:35.215	9:35:35.215	9:38:23.492	2:48.277	2:48.277		



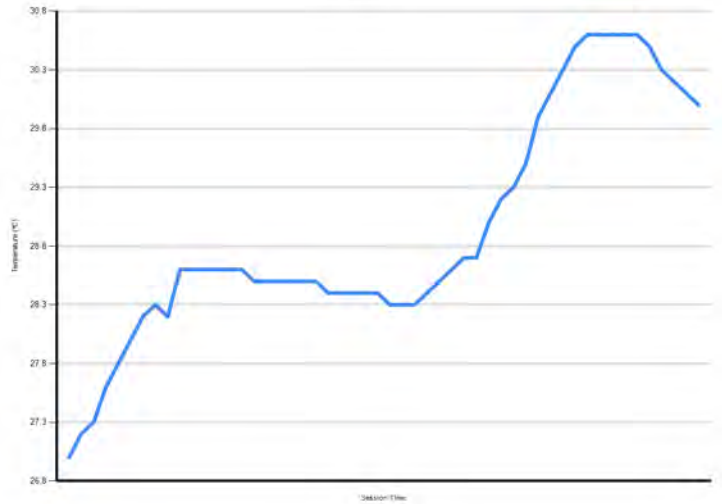
Misano SuperSport GT Qualifying - 1 Weather Report



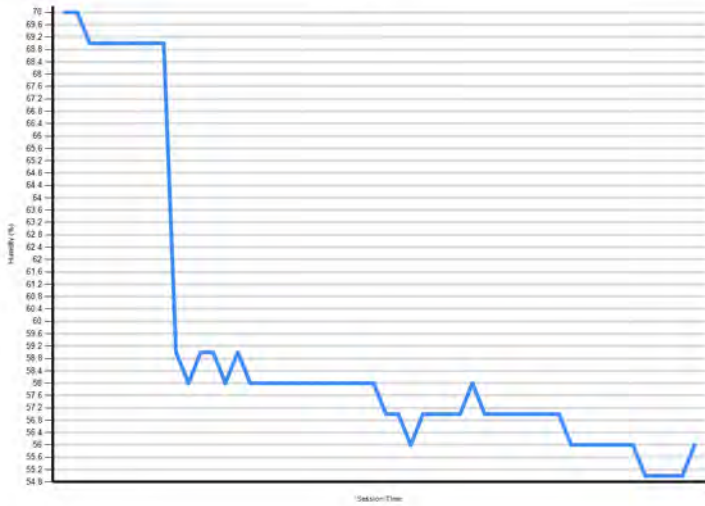
Air Temperature



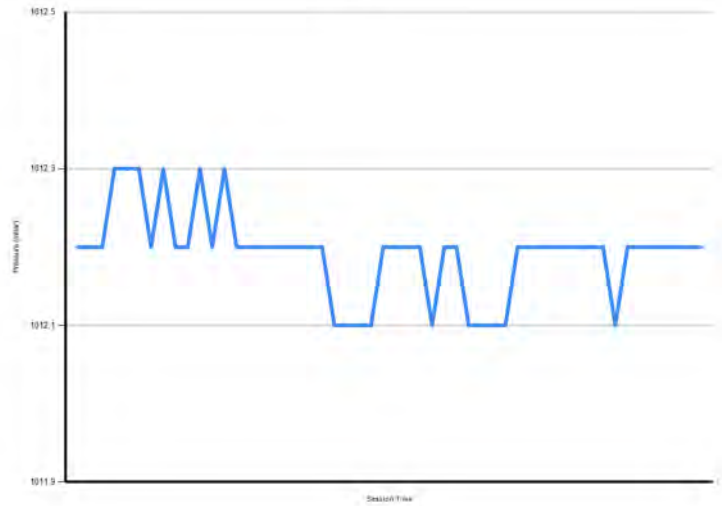
Track Temperature



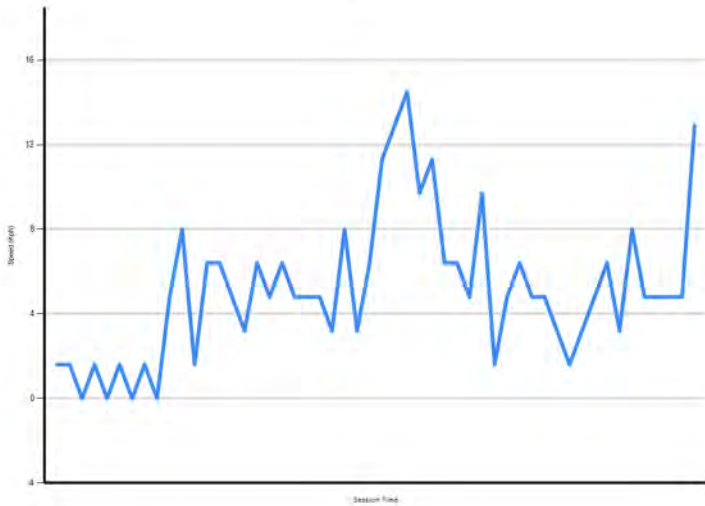
Humidity



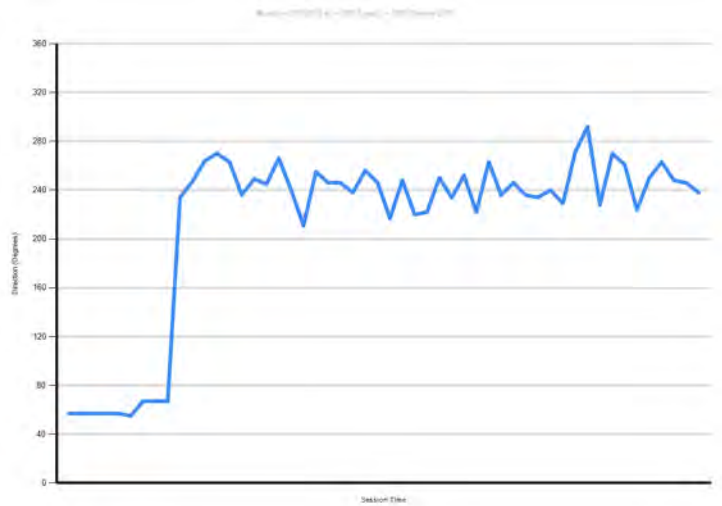
Pressure

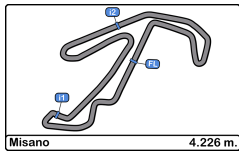


Wind Speed



Wind direction





Misano
SuperSport GT
Race - 1
Starting Grid



15	76	CENTRI PORSCHE TICINO Ivan Rostovskiv	1:52.666	.8.				
13	28	PB RACING Luca Zambello	1:50.290	.7.	1:50.739	PB RACING Andrea Carpenzano	87	14
11	39	ACME SPEEDWORKS Robert Kravevskv	1:47.665	.6.	1:48.229	ASR Beatovic Alex	32	12
9	56	V-Action Francesco Malvestiti	1:46.216	.5.	1:47.351	PB RACING Maurizio Accarino	17	10
7	6	GIUST PREPARAZIONI Giovanni Brentan	1:40.205	.4.	1:43.860	PB RACING Alberto Naska	54	8
5	2	GIUST PREPARAZIONI Mirko Zanardini	1:36.576	.3.	1:36.817	POLLINI RACING Matteo Pollini	106	6
3	252	XMOTORS Filippo Fant	1:36.092	.2.	1:36.105	REPARTO CORSE RAM Pablo Benites	4	4
1	88	REPARTO CORSE RAM Giorgio Bacco	1:34.926	.1.	1:35.977	MRNC12 RACING TEAM Giammarco Marzialetti	12	2

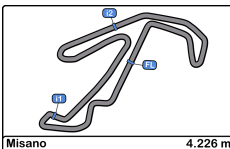


Pole

Published at:.....

Stewards:	Paolo Quaranta 17667	Bruno Mongardi 228675	Giuseppe Gennaro Caridi 206461	Timekeeper: Luis Garcia JCR-2654-ESP/M
------------------	-------------------------	--------------------------	-----------------------------------	---





Misano
SuperSport GT
Race - 1
Provisional Results



Cls	N°	Entrant/Team	Nat	Driver 1	Nat	Driver 2	Nat	Vehicle	Cat	Cl	Laps	Total Time	Gap	Interval	Km/h	Best	Time	Km/h
1	88	REPARTO CORSE RAM	ITA	Giorgio Bacco	ITA	Giulio Bacco	ITA	Ferrari 296 Challenge	DIVISIO	1	24	41:01.636			148.3	5	1:35.679	159.0
2	106	POLLINI RACING	ITA	Matteo Pollini	ITA	Gioele Pollini	ITA	Lamborghini Super Trofeo EVO	DIVISIO	2	24	41:05.066	3.430	3.430	148.1	20	1:36.733	157.2
3	12	MRNC12 RACING TEAM	ITA	Giammarco Marzialetti	ITA	Gerardo Marino	ITA	Ferrari 296 Challenge	DIVISIO	3	24	41:57.187	55.551	52.121	145.0	5	1:36.965	156.8
4	4	REPARTO CORSE RAM	ITA	Pablo Benites	ARG	Oscar Lien Bitar Benitez	PRY	Ferrari 488 Challenge Evo	DIVISIO	1	24	42:00.659	59.023	3.472	144.8	5	1:37.412	156.1
5	252	XMOTORS	ITA	Filippo Fant	ITA	Alberto Frisoni	ITA	Lamborghini Super Trofeo EVO2	DIVISIO	4	24	42:04.009	1:02.373	3.350	144.6	8	1:36.304	157.9
6	32	ASR	ITA	Alex Beatovic	SRB			Lamborghini Super Trofeo EVO2	DIVISIO	5	23	42:14.330	1 Lap	1 Lap	138.0	16	1:42.338	148.6
7	54	PB RACING	ITA	Alberto Naska	ITA	Suellig Almeida	CAN	Lotus Emira Cup	DIVISIO	1	20	41:29.167	4 Laps	3 Laps	122.2	19	1:45.507	144.1
8	39	ACME SPEEDWORKS	ITA	Robert Kravevsky	USA	Luigi Maselli	ITA	Lotus Emira Cup	DIVISIO	2	20	41:31.416	4 Laps	2.249	122.1	10	1:46.134	143.3
9	76	CENTRI PORSCHE TICINO	ITA	Ivan Rostovski	CHE			Porsche Cayman GT4 718 RS	DIVISIO	3	20	42:22.716	4 Laps	51.300	119.6	4	1:46.696	142.5
10	87	PB RACING	ITA	Andrea Carpenzano	ITA	Giovanni Grasso	ITA	Lotus Emira Cup	DIVISIO	4	20	42:35.815	4 Laps	13.099	119.0	4	1:48.165	140.6
11	56	V-Action	ITA	Francesco Malvestiti	ITA	Miran Grcic	ITA	Lotus Emira Cup	DIVISIO	5	20	43:31.104	4 Laps	55.289	116.5	7	1:46.009	143.5
12	17	PB RACING	ITA	Maurizio Accarino	ITA	Luigi Foresti	ITA	Lotus Emira Cup	DIVISIO	6	19	41:08.192	5 Laps	1 Lap	117.1	4	1:46.343	143.0
13	28	PB RACING	ITA	Luca Zambello	ITA	Bitar Meacci	ITA	Lotus Emira Cup	DIVISIO	7	19	41:11.683	5 Laps	3.491	116.9	14	1:44.309	145.8

Not classified: (Requirements: 75% of number laps of leader = 18 Laps)

2	GIUST PREPARAZIONI	ITA	Mirko Zanardini	ITA	Giuseppe Ghezzi	ITA	Lamborghini Huracan GT3	DIVISIO	1	16	28:29.523	8 Laps	3 Laps	142.3	3	1:37.101	156.6
6	GIUST PREPARAZIONI	ITA	Giovanni Brentan	ITA	Bruno Jarach	ITA	Lamborghini Huracan GT3	DIVISIO	2								

Fastest lap Bacco - Bacco in 1:35.679 at 159.0 Km/h in lap 5

DIVISIO NE B	88	REPARTO CORSE RAM	ITA	Giorgio Bacco	ITA	Giulio Bacco	ITA	Ferrari 296 Challenge	5	1:35.679	159.0
DIVISIO NE A	2	GIUST PREPARAZIONI	ITA	Mirko Zanardini	ITA	Giuseppe Ghezzi	ITA	Lamborghini Huracan GT3	3	1:37.101	156.6
DIVISIO NE C	4	REPARTO CORSE RAM	ITA	Pablo Benites	ARG	Oscar Lien Bitar Benitez	PRY	Ferrari 488 Challenge Evo	5	1:37.412	156.1
DIVISIO NE D	28	PB RACING	ITA	Luca Zambello	ITA	Bitar Meacci	ITA	Lotus Emira Cup	14	1:44.309	145.8

Published at:.....

Track Temp: **36.6 °C** Air Temp: **23.7 °C** Humidity: **58 %** Track Status: **DRY**

Race Director:

Fabrizio Fondacci

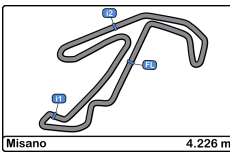
51425

Timekeeper:

Luis Garcia

JCR-2654-ESP/M





Misano
SuperSport GT
Race - 1
Provisional Results by Category



DIVISIONE B																		
Cls	N°	Entrant/Team	Nat	Driver 1	Nat	Driver 2	Nat	Vehicle	Cat	Cl	Laps	Total Time	Gap	Interval	Km/h	Best	Time	Km/h
1	88	REPARTO CORSE RAM	ITA	<u>Giorgio Bacco</u>	ITA	Giulio Bacco	ITA	Ferrari 296 Challenge	DIVISIO	1	24	41:01.636			148.3	5	1:35.679	159.0
2	106	POLLINI RACING	ITA	<u>Matteo Pollini</u>	ITA	Gioele Pollini	ITA	Lamborghini Super Trofeo EVO	DIVISIO	2	24	41:05.066	3.430	3.430	148.1	20	1:36.733	157.2
3	12	MRNC12 RACING TEAM	ITA	<u>Giammarco Marzialetti</u>	ITA	Gerardo Marino	ITA	Ferrari 296 Challenge	DIVISIO	3	24	41:57.187	55.551	52.121	145.0	5	1:36.965	156.8
4	252	XMOTORS	ITA	<u>Filippo Fant</u>	ITA	Alberto Frisoni	ITA	Lamborghini Super Trofeo EVO2	DIVISIO	4	24	42:04.009	1:02.373	6.822	144.6	8	1:36.304	157.9
5	32	ASR	ITA	Alex Beatovic	SRB			Lamborghini Super Trofeo EVO2	DIVISIO	5	23	42:14.330	1 Lap	1 Lap	138.0	16	1:42.338	148.6

DIVISIONE C																		
Cls	N°	Entrant/Team	Nat	Driver 1	Nat	Driver 2	Nat	Vehicle	Cat	Cl	Laps	Total Time	Gap	Interval	Km/h	Best	Time	Km/h
1	4	REPARTO CORSE RAM	ITA	<u>Pablo Benites</u>	ARG	Oscar Lien Bitar Benitez	URY	Ferrari 488 Challenge Evo	DIVISIO	1	24	42:00.659			144.8	5	1:37.412	156.1

DIVISIONE D																		
Cls	N°	Entrant/Team	Nat	Driver 1	Nat	Driver 2	Nat	Vehicle	Cat	Cl	Laps	Total Time	Gap	Interval	Km/h	Best	Time	Km/h
1	54	PB RACING	ITA	<u>Alberto Naska</u>	ITA	Suellio Almeida	CAN	Lotus Emira Cup	DIVISIO	1	20	41:29.167			122.2	19	1:45.507	144.1
2	39	ACME SPEEDWORKS	ITA	<u>Robert Krayevsky</u>	USA	Luigi Maselli	ITA	Lotus Emira Cup	DIVISIO	2	20	41:31.416	2.249	2.249	122.1	10	1:46.134	143.3
3	76	CENTRI PORSCHE TICINO	ITA	Ivan Rostovskiy	CHE			Porsche Cayman GT4 718 RS	DIVISIO	3	20	42:22.716	53.549	51.300	119.6	4	1:46.696	142.5
4	87	PB RACING	ITA	<u>Andrea Carpenzano</u>	ITA	Giovanni Grasso	ITA	Lotus Emira Cup	DIVISIO	4	20	42:35.815	1:06.648	13.099	119.0	4	1:48.165	140.6
5	56	V-Action	ITA	<u>Francesco Malvestiti</u>	ITA	Miran Grcic	ITA	Lotus Emira Cup	DIVISIO	5	20	43:31.104	2:01.937	55.289	116.5	7	1:46.009	143.5
6	17	PB RACING	ITA	<u>Maurizio Accarino</u>	ITA	Luigi Foresti	ITA	Lotus Emira Cup	DIVISIO	6	19	41:08.192	1 Lap	1 Lap	117.1	4	1:46.343	143.0
7	28	PB RACING	ITA	<u>Luca Zambello</u>	ITA	Bitar Meacci	ITA	Lotus Emira Cup	DIVISIO	7	19	41:11.683	1 Lap	3.491	116.9	14	1:44.309	145.8

DIVISIONE A																		
Cls	N°	Entrant/Team	Nat	Driver 1	Nat	Driver 2	Nat	Vehicle	Cat	Cl	Laps	Total Time	Gap	Interval	Km/h	Best	Time	Km/h
Not classified: (Requirements: 75% of number laps of leader = 18 Laps)																		
2		GIUST PREPARAZIONI	ITA	<u>Mirko Zanardini</u>	ITA	Giuseppe Ghezzi	ITA	Lamborghini Huracan GT3	DIVISIO	1	16	28:29.523			142.3	3	1:37.101	156.6
6		GIUST PREPARAZIONI	ITA	<u>Giovanni Brentan</u>	ITA	Bruno Jarach	ITA	Lamborghini Huracan GT3	DIVISIO	2								

Fastest lap Bacco - Bacco in 1:35.679 at 159.0 Km/h in lap 5

Published at:.....

Track Temp: 36.6 °C Air Temp: 23.7 °C Humidity: 58 % Track Status: DRY

Race Director:

Fabrizio Fondacci

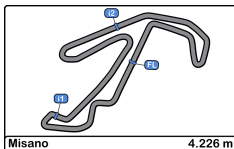
51425

Timekeeper:

Luis Garcia

JCR-2654-ESP/M





Misano
SuperSport GT
Race - 1



Provisional Classification by Driver Fastest Lap

Clas	N°	Entrant/Team	Nat	Vehicle	Driver	Nat	Cat	Clas	Laps	Best	Time	Gap	Interval	Km/h
1	88	REPARTO CORSE RAM	ITA	Ferrari 296 Challenge	Giorgio Bacco	ITA	DIVISIO	1	14	5	1:35.679			159.0
2	252	XMOTORS	ITA	Lamborghini Super Trofeo EVO2	Filippo Fant	ITA	DIVISIO	2	13	8	1:36.304	0.625	0.625	157.9
3	106	POLLINI RACING	ITA	Lamborghini Super Trofeo EVO	Gioele Pollini	ITA	DIVISIO	3	10	6	1:36.733	1.054	0.429	157.2
4	12	MRNC12 RACING TEAM	ITA	Ferrari 296 Challenge	Giammarco Marzialetti	ITA	DIVISIO	4	14	5	1:36.965	1.286	0.232	156.8
5	2	GIUST PREPARAZIONI	ITA	Lamborghini Huracan GT3	Mirko Zanardini	ITA	DIVISIO	1	14	3	1:37.101	1.422	0.136	156.6
6	106	POLLINI RACING	ITA	Lamborghini Super Trofeo EVO	Matteo Pollini	ITA	DIVISIO	5	14	2	1:37.130	1.451	0.029	156.6
7	88	REPARTO CORSE RAM	ITA	Ferrari 296 Challenge	Giulio Bacco	ITA	DIVISIO	6	10	6	1:37.226	1.547	0.096	156.4
8	4	REPARTO CORSE RAM	ITA	Ferrari 488 Challenge Evo	Pablo Benites	ARG	DIVISIO	1	14	5	1:37.412	1.733	0.186	156.1
9	252	XMOTORS	ITA	Lamborghini Super Trofeo EVO2	Alberto Frisoni	ITA	DIVISIO	7	11	10	1:39.317	3.638	1.905	153.1
10	4	REPARTO CORSE RAM	ITA	Ferrari 488 Challenge Evo	Oscar Lien Bitar Benitez	PRY	DIVISIO	2	10	3	1:39.884	4.205	0.567	152.3
11	12	MRNC12 RACING TEAM	ITA	Ferrari 296 Challenge	Gerardo Marino	ITA	DIVISIO	8	10	2	1:39.889	4.210	0.005	152.3
12	2	GIUST PREPARAZIONI	ITA	Lamborghini Huracan GT3	Giuseppe Ghezzi	ITA	DIVISIO	2	2	2	1:40.424	4.745	0.535	151.4
13	32	ASR	ITA	Lamborghini Super Trofeo EVO2	Beatovic Alex	SRB	DIVISIO	9	23	16	1:42.338	6.659	1.914	148.6
14	28	PB RACING	ITA	Lotus Emira Cup	Bitar Meacci	ITA	DIVISIO	1	9	4	1:44.309	8.630	1.971	145.8
15	54	PB RACING	ITA	Lotus Emira Cup	Suellio Almeida	CAN	DIVISIO	2	10	9	1:45.507	9.828	1.198	144.1
16	56	V-Action	ITA	Lotus Emira Cup	Francesco Malvestiti	ITA	DIVISIO	3	11	7	1:46.009	10.330	0.502	143.5
17	39	ACME SPEEDWORKS	ITA	Lotus Emira Cup	Robert Krayevsky	USA	DIVISIO	4	12	10	1:46.134	10.455	0.125	143.3
18	39	ACME SPEEDWORKS	ITA	Lotus Emira Cup	Luigi Maselli	ITA	DIVISIO	5	8	7	1:46.180	10.501	0.046	143.2
19	17	PB RACING	ITA	Lotus Emira Cup	Maurizio Accarino	ITA	DIVISIO	6	10	4	1:46.343	10.664	0.163	143.0
20	76	CENTRI PORSCHE TICINO	ITA	Porsche Cayman GT4 718 RS Clubsport	Ivan Rostovskiy	CHE	DIVISIO	7	20	4	1:46.696	11.017	0.353	142.5
21	54	PB RACING	ITA	Lotus Emira Cup	Alberto Naska	ITA	DIVISIO	8	10	3	1:47.094	11.415	0.398	142.0
22	28	PB RACING	ITA	Lotus Emira Cup	Luca Zambello	ITA	DIVISIO	9	10	7	1:47.143	11.464	0.049	141.9
23	87	PB RACING	ITA	Lotus Emira Cup	Andrea Carpenzano	ITA	DIVISIO	10	11	4	1:48.165	12.486	1.022	140.6
24	87	PB RACING	ITA	Lotus Emira Cup	Giovanni Grasso	ITA	DIVISIO	11	9	8	1:50.226	14.547	2.061	138.0
25	17	PB RACING	ITA	Lotus Emira Cup	Luigi Foresti	ITA	DIVISIO	12	9	3	1:50.726	15.047	0.500	137.3
26	56	V-Action	ITA	Lotus Emira Cup	Miran Grcic	ITA	DIVISIO	13	9	3	1:56.403	20.724	5.677	130.6





**Misano
SuperSport GT
Race - 1**

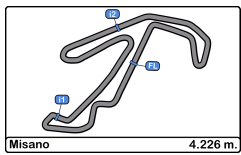
SUPERSPORT SERIES GT

Distance and Speed Average

Misano 4.226 m.

Cls	N°	Entrant/Team	Nat	Driver 1	Nat	Driver 2	Nat	Vehicle	Cat	Cls	Laps	Distance	Total Time	Km/h
1	88	REPARTO CORSE RAM	ITA	<u>Giorgio Bacco</u>	ITA	Giulio Bacco	ITA	Ferrari 296 Challenge	DIVISIO	1	24	101.42	41:01.636	148.3
2	106	POLLINI RACING	ITA	<u>Matteo Pollini</u>	ITA	Gioele Pollini	ITA	Lamborghini Super Trofeo EVO	DIVISIO	2	24	101.42	41:05.066	148.1
3	12	MRNC12 RACING TEAM	ITA	<u>Giammarco Marzialetti</u>	ITA	Gerardo Marino	ITA	Ferrari 296 Challenge	DIVISIO	3	24	101.42	41:57.187	145.0
4	4	REPARTO CORSE RAM	ITA	<u>Pablo Benites</u>	ARG	Oscar Lien Bitar Benitez	PRY	Ferrari 488 Challenge Evo	DIVISIO	1	24	101.42	42:00.659	144.8
5	252	XMOTORS	ITA	<u>Filippo Fant</u>	ITA	Alberto Frisoni	ITA	Lamborghini Super Trofeo EVO2	DIVISIO	4	24	101.42	42:04.009	144.6
6	32	ASR	ITA	Alex Beatovic	SRB			Lamborghini Super Trofeo EVO2	DIVISIO	5	23	97.19	42:14.330	138.0
7	54	PB RACING	ITA	<u>Alberto Naska</u>	ITA	Suellio Almeida	CAN	Lotus Emira Cup	DIVISIO	1	20	84.52	41:29.167	122.2
8	39	ACME SPEEDWORKS	ITA	<u>Robert Krayevsky</u>	USA	Luigi Maselli	ITA	Lotus Emira Cup	DIVISIO	2	20	84.52	41:31.416	122.1
9	76	CENTRI PORSCHE TICINO	ITA	Ivan Rostovskiy	CHE			Porsche Cayman GT4 718 RS Clu	DIVISIO	3	20	84.52	42:22.716	119.6
10	87	PB RACING	ITA	<u>Andrea Carpenzano</u>	ITA	Giovanni Grasso	ITA	Lotus Emira Cup	DIVISIO	4	20	84.52	42:35.815	119.0
11	56	V-Action	ITA	<u>Francesco Malvestiti</u>	ITA	Miran Grcic	ITA	Lotus Emira Cup	DIVISIO	5	20	84.52	43:31.104	116.5
12	17	PB RACING	ITA	<u>Maurizio Accarino</u>	ITA	Luigi Foresti	ITA	Lotus Emira Cup	DIVISIO	6	19	80.29	41:08.192	117.1
13	28	PB RACING	ITA	<u>Luca Zambello</u>	ITA	Bitar Meacci	ITA	Lotus Emira Cup	DIVISIO	7	19	80.29	41:11.683	116.9
Not classified: (Requirements: 75% of number laps of leader = 18 Laps)														
	2	GIUST PREPARAZIONI	ITA	<u>Mirko Zanardini</u>	ITA	Giuseppe Ghezzi	ITA	Lamborghini Huracan GT3	DIVISIO	1	16	67.61	28:29.523	142.3
	6	GIUST PREPARAZIONI	ITA	<u>Giovanni Brentan</u>	ITA	Bruno Jarach	ITA	Lamborghini Huracan GT3	DIVISIO	2				





Misano
SuperSport GT
Race - 1
Lap Analysis



2 Mirko Zanardini Lamborghini Huracan GT3 **12** Giammarco Marzialetti Ferrari 296 Challenge

DIVISIONE Giuseppe Ghezzi							GIUSTE PREPARAZIONI							DIVISIONE Gerardo Marino							MRNC12 RACING TEAM						
Lap	D	Time	Sector 1	Sector 2	Sector 3	T. Spd	Elapsed	Lap	D	Time	Sector 1	Sector 2	Sector 3	T. Spd	Elapsed	Lap	D	Time	Sector 1	Sector 2	Sector 3	T. Spd	Elapsed				
1	1	1:56.162	41.269	38.464	36.429	221.7	1:56.162	1	1	1:43.712	31.287	37.300	35.125	221.7	1:43.712												
2	1	1:39.553	27.402	36.864	35.287	222.2	3:35.715	2	1	1:37.315	26.091	36.559	34.665	222.6	3:21.027												
3	1	1:37.101	26.034	36.167	34.900	224.0	5:12.816	3	1	1:36.985	25.850	36.361	34.774	223.1	4:58.012												
4	1	1:37.591	25.812	36.537	35.242	223.1	6:50.407	4	1	1:36.979	25.619	36.540	34.820	221.7	6:34.991												
5	1	1:37.378	25.795	36.591	34.992	223.1	8:27.785	5	1	1:36.965	25.805	36.500	34.660	222.2	8:11.956												
6	1	1:37.372	26.061	36.483	34.828	223.1	10:05.157	6	1	1:38.152	26.060	36.764	35.328	220.8	9:50.108												
7	1	1:37.252	25.878	36.290	35.084	222.6	11:42.409	7	1	1:37.935	26.266	36.578	35.091	221.3	11:28.043												
8	1	1:37.265	26.132	36.316	34.817	223.1	13:19.674	8	1	1:37.580	25.903	36.410	35.267	221.7	13:05.623												
9	1	1:37.512	25.985	36.329	35.198	223.6	14:57.186	9	1	1:37.263	25.924	36.422	34.917	221.7	14:42.886												
10	1	1:37.883	26.381	36.461	35.041	223.1	16:35.069	10	1	1:38.480	26.399	36.977	35.104	222.2	16:21.366												
11	1	1:38.279	26.332	36.778	35.169	223.1	18:13.348	11	1	1:37.600	26.000	36.769	34.831	222.6	17:58.966												
12	1	1:38.804	26.394	36.653	35.757	224.5	19:52.152	12	1	3:26.809 P	26.117	36.628	2:24.064	222.6	21:25.775												
13	1	3:19.489 P	26.813	38.342	2:14.334	178.2	23:11.641	13	1	1:59.597	43.608	38.068	37.921	219.5	23:25.372												
14	1	1:57.731	43.280	37.737	36.714	221.3	25:09.372	14	1	1:40.807	27.013	37.141	36.653	221.7	25:06.179												
15	2	1:39.727	26.640	36.990	36.097	222.6	26:49.099	15	2	1:39.902	26.304	37.382	36.216	220.8	26:46.081												
16	2	1:40.424	26.534	37.072	36.818	222.6	28:29.523	16	2	1:39.889	26.289	37.184	36.416	221.3	28:25.970												
17	2		26.623	37.763		183.3		17	2	1:40.264	26.624	37.573	36.067	221.3	30:06.234												

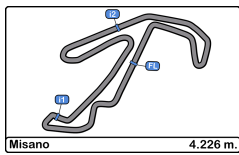
4 Pablo Benites Ferrari 488 Challenge Evo

DIVISIONE Oscar Lien Bitar Benitez							REPARTO CORSE RAM								
Lap	D	Time	Sector 1	Sector 2	Sector 3	T. Spd	Elapsed	Lap	D	Time	Sector 1	Sector 2	Sector 3	T. Spd	Elapsed
1	1	1:46.532	32.786	38.649	35.097	216.8	1:46.532	18	2	1:40.204	26.488	37.258	36.458	222.6	31:46.438
2	1	1:37.718	25.944	36.868	34.906	216.8	3:24.250	19	2	1:41.409	27.499	37.645	36.265	222.2	33:27.847
3	1	1:37.545	26.034	36.662	34.849	216.8	5:01.795	20	2	1:41.896	26.711	37.609	37.576	223.1	35:09.743
4	1	1:37.694	25.954	36.783	34.957	216.8	6:39.489	21	2	1:42.810	27.232	38.527	37.051	221.7	36:52.553
5	1	1:37.412	25.886	36.720	34.806	216.4	8:16.901	22	2	1:41.116	27.212	37.463	36.441	222.6	38:33.669
6	1	1:37.745	25.987	36.648	35.110	215.5	9:54.646	23	2	1:41.858	27.069	37.814	36.975	222.2	40:15.527
7	1	1:37.815	26.160	36.716	34.939	216.0	11:32.461	24	2	1:41.660	26.906	37.746	37.008	223.6	41:57.187
8	1	1:38.565	26.280	36.916	35.369	215.5	13:11.026								
9	1	1:37.975	26.110	36.725	35.140	215.5	14:49.001								
10	1	1:39.083	26.454	36.948	35.681	215.5	16:28.084								
11	1	1:39.767	27.452	37.017	35.298	215.1	18:07.851								
12	1	1:38.601	26.160	37.201	35.240	214.7	19:46.452								
13	1	3:23.394 P	26.319	37.229	2:19.846	215.1	23:09.846								
14	1	1:58.155	44.262	37.853	36.040	214.2	25:08.001								
15	2	1:40.518	26.810	37.747	35.961	214.7	26:48.519								
16	2	1:40.068	26.525	37.465	36.078	215.5	28:28.587								
17	2	1:39.884	26.390	37.272	36.222	216.0	30:08.471								
18	2	1:40.252	26.612	37.469	36.171	216.0	31:48.723								
19	2	1:43.548	26.888	38.035	38.625	216.0	33:32.271								
20	2	1:42.125	27.128	37.932	37.065	215.1	35:14.396								
21	2	1:42.308	26.648	38.386	37.274	214.7	36:56.704								
22	2	1:43.538	28.391	38.939	36.208	215.5	38:40.242								
23	2	1:40.374	26.841	37.576	35.957	216.4	40:20.616								
24	2	1:40.043	26.523	37.407	36.113	216.4	42:00.659								

17 Maurizio Accarino Lotus Emira Cup

DIVISIONE Luigi Foresti							PB RACING								
Lap	D	Time	Sector 1	Sector 2	Sector 3	T. Spd	Elapsed	Lap	D	Time	Sector 1	Sector 2	Sector 3	T. Spd	Elapsed
1	1	2:05.024	36.813	49.256	38.955	198.1	2:05.024	1	1	2:05.024	36.813	49.256	38.955	198.1	2:05.024
2	1	1:48.806	28.565	41.236	39.005	195.2	3:53.830	2	1	1:48.806	28.565	41.236	39.005	195.2	3:53.830
3	1	1:47.622	28.778	40.464	38.380	196.3	5:41.452	3	1	1:47.622	28.778	40.464	38.380	196.3	5:41.452
4	1	1:46.343	28.103	39.969	38.271	194.5	7:27.795	4	1	1:46.343	28.103	39.969	38.271	194.5	7:27.795
5	1	1:49.243	29.763	40.981	38.499	194.5	9:17.038	5	1	1:49.243	29.763	40.981	38.499	194.5	9:17.038
6	1	1:46.703	28.072	40.534	38.097	193.8	11:03.741	6	1	1:46.703	28.072	40.534	38.097	193.8	11:03.741
7	1	1:47.751	27.977	40.765	39.009	195.2	12:51.492	7	1	1:47.751	27.977	40.765	39.009	195.2	12:51.492
8	1	1:48.111	28.682	40.956	38.473	193.5	14:39.603	8	1	1:48.111	28.682	40.956	38.473	193.5	14:39.603
9	1	1:47.906	28.042	41.094	38.770	191.8	16:27.509	9	1	1:47.906	28.042	41.094	38.770	191.8	16:27.509
10	1	2:14.502 P	30.048	40.510	1:03.944	193.5	18:42.011	10	1	2:14.502 P	30.048	40.510	1:03.944	193.5	18:42.011
11	2	7:06.653	5:44.915	40.900	40.838	193.2	25:48.664	11	2	7:06.653	5:44.915	40.900	40.838	193.2	25:48.664
12	2	1:52.270	28.855	42.457	40.958	193.2	27:40.934	12	2	1:52.270	28.855	42.457	40.958	193.2	27:40.934
13	2	1:50.726	29.272	40.742	40.712	193.2	29:31.660	13	2	1:50.726	29.272	40.742	40.712	193.2	29:31.660
14	2	1:54.361	28.482	42.806	43.073	191.1	31:26.021	14	2	1:54.361	28.482	42.806	43.073	191.1	31:26.021
15	2	1:52.944	29.197	40.806	42.941	192.5	33:18.965	15	2	1:52.944	29.197	40.806	42.941	192.5	33:18.965
16	2	2:04.246	29.800	47.317	47.129	154.0	35:23.211	16	2	2:04.246	29.800	47.317	47.129	154.0	35:23.211
17	2	1:52.508	30.043	41.907	40.558	188.1	37:15.719	17	2	1:52.508	30.043	41.907	40.558	188.1	37:15.719
18	2	2:00.162	28.805	50.516	40.841	192.8	39:15.881	18	2	2:00.162	28.805	50.516	40.841	192.8	39:15.881
19	2	1:52.311	29.175	41.937	41.199	192.8	41:08.192	19	2	1:52.311	29.175	41.937	41.199	192.8	41:08.192





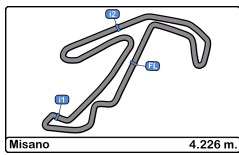
Misano
SuperSport GT
Race - 1
Lap Analysis



28 Luca Zambello Lotus Emira Cup							39 Robert Krayevsky Lotus Emira Cup								
DIVISIONE Bitar Meacci PB RACING							DIVISIONE Luigi Maselli ACME SPEEDWORKS								
Lap	D	Time	Sector 1	Sector 2	Sector 3	T. Spd	Elapsed	Lap	D	Time	Sector 1	Sector 2	Sector 3	T. Spd	Elapsed
1	1	2:02.487	38.194	43.875	40.418	198.8	2:02.487	1	1	1:57.812	37.373	41.497	38.942	201.1	1:57.812
2	1	1:48.583	28.826	40.649	39.108	198.1	3:51.070	2	1	1:48.181	28.566	40.740	38.875	198.8	3:45.993
3	1	1:48.079	28.461	40.557	39.061	196.7	5:39.149	3	1	1:47.485	28.403	40.619	38.463	198.8	5:33.478
4	1	1:47.914	28.144	40.109	39.661	197.8	7:27.063	4	1	1:47.127	28.210	40.621	38.296	196.7	7:20.605
5	1	1:51.127	30.214	41.686	39.227	198.1	9:18.190	5	1	1:46.906	27.972	40.628	38.306	198.1	9:07.511
6	1	1:47.623	27.983	40.538	39.102	197.4	11:05.813	6	1	1:46.640	28.123	40.353	38.164	197.4	10:54.151
7	1	1:47.143	28.041	40.017	39.085	197.8	12:52.956	7	1	1:47.237	28.353	40.456	38.428	197.8	12:41.388
8	1	1:48.800	28.041	40.904	39.855	198.1	14:41.756	8	1	1:46.532	28.137	40.153	38.242	199.2	14:27.920
9	1	2:59.422	1:31.893	43.493	44.036	179.1	17:41.178	9	1	1:48.649	28.052	40.857	39.740	198.5	16:16.569
10	1	7:15.578 P	31.063	42.775	6:01.740	193.5	24:56.756	10	1	1:46.134	28.025	40.043	38.066	199.6	18:02.703
11	2	2:04.446	46.537	40.143	37.766	198.1	27:01.202	11	1	1:47.665	28.653	41.004	38.008	198.8	19:50.368
12	2	1:44.628	27.578	39.456	37.594	196.0	28:45.830	12	1	1:47.053	28.088	40.519	38.446	199.6	21:37.421
13	2	1:44.553	27.521	39.375	37.657	197.0	30:30.383	13	2	7:00.416 P	28.520	40.590	5:51.306	200.7	28:37.837
14	2	1:44.309	27.365	39.423	37.521	196.0	32:14.692	14	2	2:09.601	50.289	40.803	38.509	197.4	30:47.438
15	2	1:44.713	27.609	39.358	37.746	196.7	33:59.405	15	2	1:47.420	28.591	40.528	38.301	196.0	32:34.858
16	2	1:44.907	27.524	39.541	37.842	196.3	35:44.312	16	2	1:46.919	28.238	40.369	38.312	198.1	34:21.777
17	2	1:50.464	27.541	39.464	43.459	198.1	37:34.776	17	2	1:46.653	28.094	40.238	38.321	197.8	36:08.430
18	2	1:49.441	28.888	41.171	39.382	198.5	39:24.217	18	2	1:46.449	27.858	40.207	38.384	198.1	37:54.879
19	2	1:47.466	28.187	39.599	39.680	197.4	41:11.683	19	2	1:46.180	27.950	40.091	38.139	198.5	39:41.059
								20	2	1:50.357	28.013	44.276	38.068	200.0	41:31.416

32 Alex Beatovic Lamborghini Super Trofeo EVO2							54 Alberto Naska Lotus Emira Cup								
DIVISIONE ASR							DIVISIONE Suellio Almeida PB RACING								
Lap	D	Time	Sector 1	Sector 2	Sector 3	T. Spd	Elapsed	Lap	D	Time	Sector 1	Sector 2	Sector 3	T. Spd	Elapsed
1		1:55.954	36.074	40.267	39.613	217.3	1:55.954	1	1	1:54.212	34.568	41.032	38.612	193.5	1:54.212
2		1:47.976	29.022	39.376	39.578	220.4	3:43.930	2	1	1:47.411	28.269	40.830	38.312	193.2	3:41.623
3		1:46.601	28.499	39.092	39.010	218.6	5:30.531	3	1	1:47.094	27.975	40.515	38.604	191.4	5:28.717
4		1:46.719	28.355	39.561	38.803	220.4	7:17.250	4	1	1:47.524	28.346	40.649	38.529	191.4	7:16.241
5		1:43.959	28.063	38.444	37.452	219.5	9:01.209	5	1	1:48.974	28.145	41.386	39.443	192.1	9:05.215
6		1:43.882	27.448	38.710	37.724	220.4	10:45.091	6	1	1:47.703	28.342	40.619	38.742	191.4	10:52.918
7		1:43.877	27.782	38.454	37.641	220.4	12:28.968	7	1	1:47.121	28.017	40.726	38.378	191.8	12:40.039
8		1:44.168	27.788	38.739	37.641	221.3	14:13.136	8	1	1:47.448	28.253	40.661	38.534	192.5	14:27.487
9		1:45.155	27.851	39.054	38.250	222.2	15:58.291	9	1	1:49.537	27.955	40.975	40.607	191.8	16:17.024
10		1:45.745	28.327	39.040	38.378	220.4	17:44.036	10	1	7:01.871 P	28.243	40.659	5:52.969	192.8	23:18.895
11		1:45.677	28.773	39.346	37.558	219.9	19:29.713	11	2	2:12.820	50.599	42.163	40.058	194.2	25:31.715
12		3:20.497 P	27.520	38.470	2:14.507	223.1	22:50.210	12	2	1:46.621	28.514	39.919	38.188	194.2	27:18.336
13		2:01.891	44.071	39.968	37.852	217.7	24:52.101	13	2	1:47.703	27.713	40.107	39.883	193.8	29:06.039
14		1:44.444	27.969	38.691	37.784	223.6	26:36.545	14	2	1:45.867	27.878	40.014	37.975	194.2	30:51.906
15		1:43.825	27.706	38.509	37.610	220.4	28:20.370	15	2	1:45.922	27.716	40.160	38.046	193.5	32:37.828
16		1:42.338	27.507	38.189	36.642	223.1	30:02.708	16	2	1:45.968	27.788	40.219	37.961	194.2	34:23.796
17		1:43.254	27.559	38.306	37.389	219.9	31:45.962	17	2	1:46.678	28.062	40.071	38.545	194.5	36:10.474
18		1:45.809	28.645	38.595	38.569	219.0	33:31.771	18	2	1:46.971	27.816	40.707	38.448	194.5	37:57.445
19		1:45.730	27.203	39.393	39.134	219.5	35:17.501	19	2	1:45.507	27.667	39.919	37.921	193.5	39:42.952
20		1:43.920	27.472	37.924	38.524	223.1	37:01.421	20	2	1:46.215	27.634	40.109	38.472	193.8	41:29.167
21		1:45.025	28.084	38.227	38.714	220.8	38:46.446								
22		1:44.653	27.895	39.195	37.563	224.0	40:31.099								
23		1:43.231	27.529	38.378	37.324	224.0	42:14.330								





Misano
SuperSport GT
Race - 1
Lap Analysis



56

Francesco Malvestiti

Lotus Emira Cup **87**

Andrea Carpenzano

Lotus Emira Cup

DIVISIONE

Miran Grcic

V-Action

DIVISIONE

Giovanni Grasso

PB RACING

Lap	D	Time	Sector 1	Sector 2	Sector 3	T. Spd	Elapsed	Lap	D	Time	Sector 1	Sector 2	Sector 3	T. Spd	Elapsed
1	1	1:54.652	35.240	40.667	38.745	196.3	1:54.652	1	1	1:59.523	37.701	42.596	39.226	193.5	1:59.523
2	1	1:47.568	28.147	40.703	38.718	195.2	3:42.220	2	1	1:48.669	28.423	41.269	38.977	191.1	3:48.192
3	1	1:47.077	28.085	40.515	38.477	192.5	5:29.297	3	1	1:48.497	28.219	41.156	39.122	188.1	5:36.689
4	1	1:48.817	28.250	40.794	39.773	188.8	7:18.114	4	1	1:48.165	27.967	41.202	38.996	191.1	7:24.854
5	1	1:46.619	28.097	40.169	38.353	193.2	9:04.733	5	1	1:48.306	28.345	40.708	39.253	191.8	9:13.160
6	1	1:46.437	27.871	40.300	38.266	192.5	10:51.170	6	1	1:48.260	28.108	40.882	39.270	192.8	11:01.420
7	1	1:46.009	27.704	40.178	38.127	193.5	12:37.179	7	1	1:49.770	28.218	41.454	40.098	188.8	12:51.190
8	1	1:46.277	27.878	40.062	38.337	192.8	14:23.456	8	1	1:49.261	28.233	41.862	39.166	191.1	14:40.451
9	1	1:46.147	27.594	40.307	38.246	191.8	16:09.603	9	1	1:49.659	27.985	41.541	40.133	191.1	16:30.110
10	1	1:47.070	28.564	40.344	38.162	193.2	17:56.673	10	1	1:51.273	28.310	41.116	41.847	193.5	18:21.383
11	1	1:47.316	27.744	40.795	38.777	192.8	19:43.989	11	1	2:10.717 P	29.101	41.271	1:00.345	192.5	20:32.100
12	2	7:05.101 P	27.952	40.316	5:56.833	192.8	26:49.090	12	2	7:08.772	5:44.537	42.927	41.308	191.8	27:40.872
13	2	2:18.203	48.794	44.704	44.705	190.4	29:07.293	13	2	1:51.976	29.756	42.006	40.214	192.5	29:32.848
14	2	1:56.403	30.021	42.658	43.724	191.4	31:03.696	14	2	1:51.792	29.219	41.588	40.985	192.5	31:24.640
15	2	1:59.681	30.867	44.283	44.531	194.5	33:03.377	15	2	1:50.836	28.658	41.793	40.385	190.8	33:15.476
16	2	1:58.725	31.277	43.757	43.691	190.8	35:02.102	16	2	1:51.573	28.599	41.705	41.269	191.8	35:07.049
17	2	2:03.474	31.957	45.029	46.488	184.6	37:05.576	17	2	1:53.943	29.522	43.215	41.206	193.5	37:00.992
18	2	1:58.461	31.292	43.379	43.790	187.5	39:04.037	18	2	1:52.451	30.617	42.144	39.690	191.4	38:53.443
19	2	1:57.030	31.223	42.602	43.205	193.5	41:01.067	19	2	1:50.226	28.493	41.882	39.851	191.1	40:43.669
20	2	2:30.037	34.333	56.397	59.307	143.8	43:31.104	20	2	1:52.146	29.267	41.950	40.929	193.2	42:35.815

76

Ivan Rostovskiy

Porsche Cayman GT4 718 RS
 Clubsport

88

Giorgio Bacco

Ferrari 296 Challenge

DIVISIONE

CENTRI PORSCHE TICINO

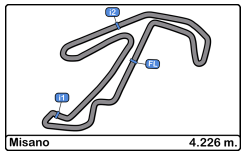
DIVISIONE

Giulio Bacco

REPARTO CORSE RAM

Lap	D	Time	Sector 1	Sector 2	Sector 3	T. Spd	Elapsed	Lap	D	Time	Sector 1	Sector 2	Sector 3	T. Spd	Elapsed
1		2:04.126	39.403	43.582	41.141	198.1	2:04.126	1	1	1:42.326	30.694	36.665	34.967	224.0	1:42.326
2		1:49.426	29.082	41.350	38.994	200.7	3:53.552	2	1	1:36.630	25.624	36.169	34.837	226.8	3:18.956
3		1:47.215	28.668	39.877	38.670	203.0	5:40.767	3	1	1:36.452	25.826	35.878	34.748	226.4	4:55.408
4		1:46.696	28.197	39.511	38.988	202.6	7:27.463	4	1	1:36.216	25.783	35.951	34.482	225.4	6:31.624
5		1:47.630	29.408	39.910	38.312	203.0	9:15.093	5	1	1:35.679	25.541	35.796	34.342	225.9	8:07.303
6		1:48.139	27.917	40.815	39.407	189.1	11:03.232	6	1	1:36.046	25.637	35.923	34.486	225.9	9:43.349
7		1:46.976	27.860	40.160	38.956	202.2	12:50.208	7	1	1:36.014	25.639	35.679	34.696	225.4	11:19.363
8		1:47.309	28.197	40.975	38.137	202.2	14:37.517	8	1	1:36.186	25.634	35.806	34.746	226.4	12:55.549
9		1:49.494	28.773	41.546	39.175	202.6	16:27.011	9	1	1:37.144	25.873	36.411	34.860	221.7	14:32.693
10		7:15.837 P	30.305	41.157	6:04.375	196.7	23:42.848	10	1	1:38.323	25.812	37.804	34.707	225.4	16:11.016
11		2:08.488	49.825	40.013	38.650	202.6	25:51.336	11	1	1:36.654	26.069	35.907	34.678	227.3	17:47.670
12		1:50.561	29.003	40.920	40.638	203.3	27:41.897	12	1	1:37.252	25.862	36.508	34.882	225.4	19:24.922
13		1:49.096	29.408	39.995	39.693	202.6	29:30.993	13	1	1:36.673	25.800	35.997	34.876	225.9	21:01.595
14		1:55.604	34.269	41.837	39.498	201.4	31:26.597	14	1	3:21.465 P	25.920	36.201	2:19.344	227.8	24:23.060
15		1:51.013	29.444	40.297	41.272	201.1	33:17.610	15	2	1:55.623	42.997	36.891	35.735	225.0	26:18.683
16		1:48.830	28.515	39.910	40.405	203.7	35:06.440	16	2	1:38.071	25.890	36.590	35.591	225.9	27:56.754
17		1:48.702	28.422	41.921	38.359	203.0	36:55.142	17	2	1:37.673	25.880	36.416	35.377	225.9	29:34.427
18		1:50.258	29.625	41.523	39.110	201.1	38:45.400	18	2	1:38.849	26.797	36.621	35.431	226.4	31:13.276
19		1:49.197	28.817	41.489	38.891	203.7	40:34.597	19	2	1:37.575	25.754	36.488	35.333	228.3	32:50.851
20		1:48.119	29.315	39.781	39.023	201.8	42:22.716	20	2	1:37.226	25.934	36.182	35.110	225.0	34:28.077
								21	2	1:38.035	25.897	36.453	35.685	227.8	36:06.112
								22	2	1:37.959	25.885	36.270	35.804	226.4	37:44.071
								23	2	1:38.505	26.023	36.362	36.120	225.4	39:22.576
								24	2	1:39.060	25.843	37.806	35.411	225.4	41:01.636





Misano
SuperSport GT
Race - 1
Lap Analysis



106

Matteo Pollini

Lamborghini Super Trofeo EVO

DIVISIONE

Gioele Pollini

POLLINI RACING

Lap	D	Time	Sector 1	Sector 2	Sector 3	T. Spd	Elapsed
1	1	1:46.120	33.428	37.495	35.197	220.4	1:46.120
2	1	1:37.130	25.747	36.554	34.829	221.3	3:23.250
3	1	1:37.262	25.928	36.351	34.983	221.3	5:00.512
4	1	1:37.559	25.822	36.583	35.154	220.8	6:38.071
5	1	1:37.265	26.020	36.323	34.922	220.4	8:15.336
6	1	1:37.531	25.973	36.394	35.164	220.8	9:52.867
7	1	1:37.546	26.009	36.568	34.969	221.7	11:30.413
8	1	1:37.685	25.968	36.601	35.116	221.7	13:08.098
9	1	1:37.464	25.881	36.597	34.986	221.3	14:45.562
10	1	1:38.760	26.095	36.855	35.810	221.7	16:24.322
11	1	1:38.787	26.201	36.636	35.950	222.2	18:03.109
12	1	1:50.360 P	26.327	36.579	47.454	223.6	19:53.469
13	1	3:14.713	2:02.434	36.891	35.388	223.1	23:08.182
14	1	1:38.250	26.579	36.811	34.860	224.0	24:46.432
15	2	1:38.052	26.509	36.654	34.889	224.0	26:24.484
16	2	1:37.714	26.060	36.496	35.158	224.5	28:02.198
17	2	1:37.266	26.169	36.261	34.836	225.0	29:39.464
18	2	1:39.021	26.114	37.727	35.180	223.6	31:18.485
19	2	1:37.218	26.024	36.139	35.055	225.4	32:55.703
20	2	1:36.733	26.004	36.169	34.560	225.0	34:32.436
21	2	1:37.469	26.052	36.262	35.155	225.0	36:09.905
22	2	1:37.989	26.856	36.394	34.739	225.0	37:47.894
23	2	1:37.301	26.228	36.265	34.808	224.5	39:25.195
24	2	1:39.871	26.460	36.623	36.788	226.4	41:05.066

252

Filippo Fant

Lamborghini Super Trofeo EVO2

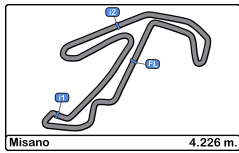
DIVISIONE

Alberto Frisoni

XMOTORS

Lap	D	Time	Sector 1	Sector 2	Sector 3	T. Spd	Elapsed
1	1	1:43.891	32.249	36.751	34.891	225.4	1:43.891
2	1	1:37.368	26.453	36.167	34.748	225.9	3:21.259
3	1	1:36.960	25.917	36.202	34.841	226.8	4:58.219
4	1	1:47.535 P	25.885	36.366	45.284	225.9	6:45.754
5	1	1:53.405	42.968	36.103	34.334	224.0	8:39.159
6	1	1:36.678	25.797	36.282	34.599	224.5	10:15.837
7	1	1:36.350	25.599	36.210	34.541	224.5	11:52.187
8	1	1:36.304	25.745	36.034	34.525	225.4	13:28.491
9	1	1:37.725	25.942	36.308	35.475	225.0	15:06.216
10	1	1:37.386	26.212	36.271	34.903	225.4	16:43.602
11	1	1:37.240	26.005	36.116	35.119	225.9	18:20.842
12	1	1:37.379	26.091	36.271	35.017	225.9	19:58.221
13	1	1:49.722 P	26.049	36.590	47.083	225.4	21:47.943
14	2	3:26.858	2:10.787	37.709	38.362	225.0	25:14.801
15	2	1:43.478	27.326	37.822	38.330	220.4	26:58.279
16	2	1:40.891	27.066	37.387	36.438	225.4	28:39.170
17	2	1:40.307	27.130	37.390	35.787	225.0	30:19.477
18	2	1:39.806	26.928	37.201	35.677	225.4	31:59.283
19	2	1:39.747	26.667	37.331	35.749	225.4	33:39.030
20	2	1:41.343	26.915	37.157	37.271	226.4	35:20.373
21	2	1:41.197	26.935	37.314	36.948	226.8	37:01.570
22	2	1:43.607	28.591	37.765	37.251	226.4	38:45.177
23	2	1:39.317	26.607	37.250	35.460	226.8	40:24.494
24	2	1:39.515	26.554	37.037	35.924	226.4	42:04.009





Misano
SuperSport GT
Race - 1



Analysis by Lap

Num	Lap Time	Gap
Lap 1		
88	1:42.326	
12	1:43.712	01.386
252	1:43.891	01.565
106	1:46.120	03.794
4	1:46.532	04.206
54	1:54.212	11.886
56	1:54.652	12.326
32	1:55.954	13.628
2	1:56.162	13.836
39	1:57.812	15.486
87	1:59.523	17.197
28	2:02.487	20.161
76	2:04.126	21.800
17	2:05.024	22.698
Num	Lap Time	Gap
Lap 2		
88	1:36.630	
12	1:37.315	02.071
252	1:37.368	02.303
106	1:37.130	04.294
4	1:37.718	05.294
2	1:39.553	16.759
54	1:47.411	22.667
56	1:47.568	23.264
32	1:47.976	24.974
39	1:48.181	27.037
87	1:48.669	29.236
28	1:48.583	32.114
76	1:49.426	34.596
17	1:48.806	34.874
Num	Lap Time	Gap
Lap 3		
88	1:36.452	
12	1:36.985	02.604
252	1:36.960	02.811
106	1:37.262	05.104
4	1:37.545	06.387
2	1:37.101	17.408
54	1:47.094	33.309
56	1:47.077	33.889
32	1:46.601	35.123
39	1:47.485	38.070
87	1:48.497	41.281
28	1:48.079	43.741
76	1:47.215	45.359
17	1:47.622	46.044
Num	Lap Time	Gap
Lap 4		
88	1:36.216	
12	1:36.979	03.367
106	1:37.559	06.447
4	1:37.694	07.865
252	1:47.535	14.130
2	1:37.591	18.783
54	1:47.524	44.617

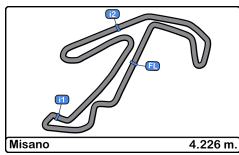
Num	Lap Time	Gap
32	1:46.719	45.626
56	1:48.817	46.490
39	1:47.127	48.981
87	1:48.165	53.230
28	1:47.914	55.439
76	1:46.696	55.839
17	1:46.343	56.171
Num	Lap Time	Gap
Lap 5		
88	1:35.679	
12	1:36.965	04.653
106	1:37.265	08.033
4	1:37.412	09.598
2	1:37.378	20.482
252	1:53.405	31.856
32	1:43.959	53.906
56	1:46.619	57.430
54	1:48.974	57.912
39	1:46.906	1:00.208
87	1:48.306	1:05.857
76	1:47.630	1:07.790
17	1:49.243	1:09.735
28	1:51.127	1:10.887
Num	Lap Time	Gap
Lap 6		
88	1:36.046	
12	1:38.152	06.759
106	1:37.531	09.518
4	1:37.745	11.297
2	1:37.372	21.808
252	1:36.678	32.488
32	1:43.882	1:01.742
56	1:46.437	1:07.821
54	1:47.703	1:09.569
39	1:46.640	1:10.802
87	1:48.260	1:18.071
76	1:48.139	1:19.883
17	1:46.703	1:20.392
28	1:47.623	1:22.464
Num	Lap Time	Gap
Lap 7		
88	1:36.014	
12	1:37.935	08.680
106	1:37.546	11.050
4	1:37.815	13.098
2	1:37.252	23.046
252	1:36.350	32.824
32	1:43.877	1:09.605
56	1:46.009	1:17.816
54	1:47.121	1:20.676
39	1:47.237	1:22.025
76	1:46.976	1:30.845
87	1:49.770	1:31.827
17	1:47.751	1:32.129
28	1:47.143	1:33.593

Num	Lap Time	Gap
Lap 8		
88	1:36.186	
12	1:37.580	10.074
106	1:37.685	12.549
4	1:38.565	15.477
2	1:37.265	24.125
252	1:36.304	32.942
32	1:44.168	1:17.587
56	1:46.277	1:27.907
54	1:47.448	1:31.938
39	1:46.532	1:32.371
Num	Lap Time	Gap
Lap 9		
88	1:37.144	
76	1:47.309	1 Lap
17	1:48.111	1 Lap
87	1:49.261	1 Lap
28	1:48.800	1 Lap
12	1:37.263	10.193
106	1:37.464	12.869
4	1:37.975	16.308
2	1:37.512	24.493
252	1:37.725	33.523
32	1:45.155	1:25.598
56	1:46.147	1:36.910
Num	Lap Time	Gap
Lap 10		
88	1:38.323	
39	1:48.649	1 Lap
54	1:49.537	1 Lap
12	1:38.480	10.350
106	1:38.760	13.306
76	1:49.494	1 Lap
17	1:47.906	1 Lap
4	1:39.083	17.068
87	1:49.659	1 Lap
2	1:37.883	24.053
252	1:37.386	32.586
28	2:59.422	1 Lap
32	1:45.745	1:33.020
Num	Lap Time	Gap
Lap 11		
88	1:36.654	
56	1:47.070	1 Lap
12	1:37.600	11.296
39	1:46.134	1 Lap
106	1:38.787	15.439
4	1:39.767	20.181
2	1:38.279	25.678
252	1:37.240	33.172
87	1:51.273	1 Lap
17	2:14.502	1 Lap
Num	Lap Time	Gap
Lap 12		
88	1:37.252	
32	1:45.677	1 Lap

Num	Lap Time	Gap
Lap 13		
56	1:47.316	1 Lap
4	1:38.601	21.530
39	1:47.665	1 Lap
2	1:38.804	27.230
106	1:50.360	28.547
252	1:37.379	33.299
87	2:10.717	1 Lap
Num	Lap Time	Gap
Lap 14		
88	1:36.673	
12	3:26.809	1 Lap
39	1:47.053	1 Lap
252	1:49.722	46.348
32	3:20.497	1 Lap
106	3:14.713	2:06.587
4	3:23.394	2:08.251
2	3:19.489	2:10.046
54	7:01.871	3 Laps
12	1:59.597	2:23.777
76	7:15.837	3 Laps
Num	Lap Time	Gap
Lap 15		
88	1:55.623	
106	1:38.052	05.801
32	1:44.444	1 Lap
12	1:39.902	27.398
4	1:40.518	29.836
56	7:05.101	3 Laps
2	1:39.727	30.416
252	1:43.478	39.596
28	2:04.446	4 Laps
54	1:46.621	3 Laps
87	7:08.772	3 Laps
17	1:52.270	3 Laps
76	1:50.561	3 Laps
Num	Lap Time	Gap
Lap 16		
88	1:38.071	
106	1:37.714	05.444
32	1:43.825	1 Lap
12	1:39.889	29.216
4	1:40.068	31.833
2	1:40.424	32.769

Num	Lap Time	Gap
Lap 17		
39	7:00.416	3 Laps
252	1:40.891	42.416
28	1:44.628	4 Laps
54	1:47.703	3 Laps
56	2:18.203	3 Laps
76	1:49.096	3 Laps
17	1:50.726	3 Laps
87	1:51.976	3 Laps
Num	Lap Time	Gap
Lap 18		
88	1:37.673	
106	1:37.266	05.037
32	1:42.338	1 Lap
12	1:40.264	31.807
4	1:39.884	34.044
252	1:40.307	45.050
28	1:44.553	4 Laps
39	2:09.601	3 Laps
54	1:45.867	3 Laps
56	1:56.403	3 Laps
Num	Lap Time	Gap
Lap 19		
88	1:38.849	
106	1:39.021	05.209
87	1:51.792	4 Laps
17	1:54.361	4 Laps
76	1:55.604	4 Laps
32	1:43.254	1 Lap
12	1:40.204	33.162
4	1:40.252	35.447
252	1:39.806	46.007
28	1:44.309	4 Laps
39	1:47.420	3 Laps
54	1:45.922	3 Laps
Num	Lap Time	Gap
Lap 20		
88	1:37.575	
106	1:37.218	04.852
56	1:59.681	4 Laps
87	1:50.836	4 Laps
76	1:51.013	4 Laps
17	1:52.944	4 Laps
12	1:41.409	36.996
32	1:45.809	1 Lap
4	1:43.548	41.420
252	1:39.747	48.179
28	1:44.713	4 Laps
39	1:46.919	3 Laps
54	1:45.968	3 Laps





Misano
SuperSport GT
Race - 1



Analysis by Lap

Num	Lap Time	Gap	Num	Lap Time	Gap
12	1:41.896	41.666	39	1:50.357	4 Laps
4	1:42.125	46.319	12	1:41.660	55.551
32	1:45.730	1 Lap	4	1:40.043	59.023
252	1:41.343	52.296	252	1:39.515	1:02.373
17	2:04.246	4 Laps	32	1:43.231	1 Lap
28	1:44.907	4 Laps	76	1:48.119	4 Laps
			87	1:52.146	4 Laps
			56	2:30.037	4 Laps

Lap 21

88	1:38.035	
39	1:46.653	4 Laps
106	1:37.469	03.793
54	1:46.678	4 Laps
12	1:42.810	46.441
76	1:48.702	4 Laps
4	1:42.308	50.592
87	1:53.943	4 Laps
32	1:43.920	1 Lap
252	1:41.197	55.458
56	2:03.474	4 Laps
17	1:52.508	4 Laps
28	1:50.464	4 Laps

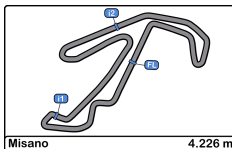
Num	Lap Time	Gap
88	1:37.959	
106	1:37.989	03.823
39	1:46.449	4 Laps
54	1:46.971	4 Laps
12	1:41.116	49.598
4	1:43.538	56.171
252	1:43.607	1:01.106
76	1:50.258	4 Laps
32	1:45.025	1 Lap
87	1:52.451	4 Laps
56	1:58.461	4 Laps
17	2:00.162	4 Laps

Lap 23

88	1:38.505	
28	1:49.441	5 Laps
106	1:37.301	02.619
39	1:46.180	4 Laps
54	1:45.507	4 Laps
12	1:41.858	52.951
4	1:40.374	58.040
252	1:39.317	1:01.918
32	1:44.653	1 Lap
76	1:49.197	4 Laps
87	1:50.226	4 Laps
56	1:57.030	4 Laps

Num	Lap Time	Gap
88	1:39.060	
106	1:39.871	03.430
17	1:52.311	5 Laps
28	1:47.466	5 Laps
54	1:46.215	4 Laps



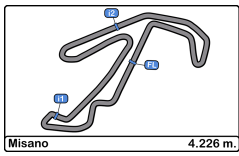


Misano
SuperSport GT
Race - 1
Best Sectors Results



Sector - 1		Sector - 2		Sector - 3		Ideal Lap vs Best Lap					
Clas	Nº Driver	Time	Nº Driver	Time	Nº Driver	Time	Clas	Nº Driver	Ideal Lap	Best Lap	Clas
1	88 Bacco - Bacco	25.541	88 Bacco - Bacco	35.679	252 Fant - Frisoni	34.334	1	88 Bacco - Bacco	1:35.562	1:35.679	1
2	252 Fant - Frisoni	25.599	252 Fant - Frisoni	36.034	88 Bacco - Bacco	34.342	2	252 Fant - Frisoni	1:35.967	1:36.304	2
3	12 Marzialetti - Marino	25.619	106 Pollini - Pollini	36.139	106 Pollini - Pollini	34.560	3	106 Pollini - Pollini	1:36.446	1:36.733	3
4	106 Pollini - Pollini	25.747	2 Zanardini - Ghezzi	36.167	12 Marzialetti - Marino	34.660	4	12 Marzialetti - Marino	1:36.640	1:36.965	4
5	2 Zanardini - Ghezzi	25.795	12 Marzialetti - Marino	36.361	4 Benites - Bitar Benitez	34.806	5	2 Zanardini - Ghezzi	1:36.779	1:37.101	5
6	4 Benites - Bitar Benitez	25.886	4 Benites - Bitar Benitez	36.648	2 Zanardini - Ghezzi	34.817	6	4 Benites - Bitar Benitez	1:37.340	1:37.412	6
7	32 Beatovic Alex	27.203	32 Beatovic Alex	37.924	32 Beatovic Alex	36.642	7	32 Beatovic Alex	1:41.769	1:42.338	7
8	28 Zambello - Meacci	27.365	28 Zambello - Meacci	39.358	28 Zambello - Meacci	37.521	8	28 Zambello - Meacci	1:44.244	1:44.309	8
9	56 Malvestiti - Grcic	27.594	76 Ivan Rostovskiy	39.511	54 Naska - Almeida	37.921	9	54 Naska - Almeida	1:45.474	1:45.507	9
10	54 Naska - Almeida	27.634	54 Naska - Almeida	39.919	39 Krayevsky - Maselli	38.008	10	76 Ivan Rostovskiy	1:45.508	1:46.696	13
11	39 Krayevsky - Maselli	27.858	17 Accarino - Foresti	39.969	17 Accarino - Foresti	38.097	11	56 Malvestiti - Grcic	1:45.783	1:46.009	10
12	76 Ivan Rostovskiy	27.860	39 Krayevsky - Maselli	40.043	56 Malvestiti - Grcic	38.127	12	39 Krayevsky - Maselli	1:45.909	1:46.134	11
13	87 Carpenzano - Grasso	27.967	56 Malvestiti - Grcic	40.062	76 Ivan Rostovskiy	38.137	13	17 Accarino - Foresti	1:46.043	1:46.343	12
14	17 Accarino - Foresti	27.977	87 Carpenzano - Grasso	40.708	87 Carpenzano - Grasso	38.977	14	87 Carpenzano - Grasso	1:47.652	1:48.165	14



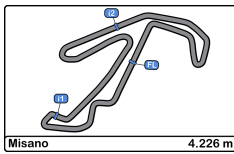


Misano
SuperSport GT
Race - 1
Leader Sequence



N° Entrant/Team	Nat	Driver 1	Nat	Driver 2	Nat	Vehicle	Cat	Start Lap	End Lap	Laps	Total Laps
88 REPARTO CORSE RAM		<u>Giorgio Bacco</u>		Giulio Bacco		Ferrari 296 Challenge	DIVISIO	1	24	24	24



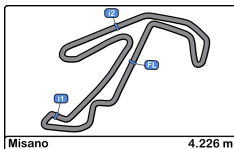


Misano
SuperSport GT
Race - 1
Best 5 Lap Times



Cl	N° Entrant/Team	Nat	Driver 1	Nat	Driver 2	Nat	Vehicle	Cat	Cl	Best 1		Best 2		Best 3		Best 4		Best 5	
										Time	Lap	Time	Lap	Time	Lap	Time	Lap	Time	Lap
1	88 REPARTO CORSE RAM	ITA	<u>Giorgio Bacco</u>	ITA	Giulio Bacco	ITA	Ferrari 296 Challenge	DIVISIO	1	1:35.679	5	1:36.014	7	1:36.046	6	1:36.186	8	1:36.216	4
2	252 XMOTORS	ITA	<u>Filippo Fant</u>	ITA	Alberto Frisoni	ITA	Lamborghini Super Trofeo EVO2	DIVISIO	2	1:36.304	8	1:36.350	7	1:36.678	6	1:36.960	3	1:37.240	11
3	106 POLLINI RACING	ITA	<u>Matteo Pollini</u>	ITA	Gioele Pollini	ITA	Lamborghini Super Trofeo EVO	DIVISIO	3	1:36.733	20	1:37.130	2	1:37.218	19	1:37.262	3	1:37.265	5
4	12 MRNC12 RACING TEAM	ITA	<u>Giammarco Marzialetti</u>	ITA	Gerardo Marino	ITA	Ferrari 296 Challenge	DIVISIO	4	1:36.965	5	1:36.979	4	1:36.985	3	1:37.263	9	1:37.315	2
5	2 GIUST PREPARAZIONI	ITA	<u>Mirko Zanardini</u>	ITA	Giuseppe Ghezzi	ITA	Lamborghini Huracan GT3	DIVISIO	1	1:37.101	3	1:37.252	7	1:37.265	8	1:37.372	6	1:37.378	5
6	4 REPARTO CORSE RAM	ITA	<u>Pablo Benites</u>	ARG	Oscar Lien Bitar Benitez	URY	Ferrari 488 Challenge Evo	DIVISIO	1	1:37.412	5	1:37.545	3	1:37.694	4	1:37.718	2	1:37.745	6
7	32 ASR	ITA	Alex Beatovic	SRB			Lamborghini Super Trofeo EVO2	DIVISIO	5	1:42.338	16	1:43.231	23	1:43.254	17	1:43.825	15	1:43.877	7
8	28 PB RACING	ITA	<u>Luca Zambello</u>	ITA	Bitar Meacci	ITA	Lotus Emira Cup	DIVISIO	1	1:44.309	14	1:44.553	13	1:44.628	12	1:44.713	15	1:44.907	16
9	54 PB RACING	ITA	<u>Alberto Naska</u>	ITA	Suellio Almeida	CAN	Lotus Emira Cup	DIVISIO	2	1:45.507	19	1:45.867	14	1:45.922	15	1:45.968	16	1:46.215	20
10	56 V-Action	ITA	<u>Francesco Malvestiti</u>	ITA	Miran Grcic	ITA	Lotus Emira Cup	DIVISIO	3	1:46.009	7	1:46.147	9	1:46.277	8	1:46.437	6	1:46.619	5
11	39 ACME SPEEDWORKS	ITA	<u>Robert Krayevsky</u>	USA	Luigi Maselli	ITA	Lotus Emira Cup	DIVISIO	4	1:46.134	10	1:46.180	19	1:46.449	18	1:46.532	8	1:46.640	6
12	17 PB RACING	ITA	<u>Maurizio Accarino</u>	ITA	Luigi Foresti	ITA	Lotus Emira Cup	DIVISIO	5	1:46.343	4	1:46.703	6	1:47.622	3	1:47.751	7	1:47.906	9
13	76 CENTRI PORSCHE TICINO	ITA	Ivan Rostovskiy	CHE			Porsche Cayman GT4 718 RS	DIVISIO	6	1:46.696	4	1:46.976	7	1:47.215	3	1:47.309	8	1:47.630	5
14	87 PB RACING	ITA	<u>Andrea Carpenzano</u>	ITA	Giovanni Grasso	ITA	Lotus Emira Cup	DIVISIO	7	1:48.165	4	1:48.260	6	1:48.306	5	1:48.497	3	1:48.669	2





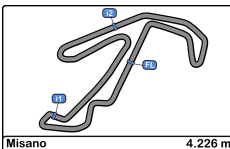
Misano
SuperSport GT
Race - 1
Best 5 Top Speeds



Misano 4.226 m.

Cl	N° Entrant/Team	Nat	Driver 1	Nat	Driver 2	Nat	Vehicle	Cat	Cl	Top 1		Top 2		Top 3		Top 4		Top 5		Avg
										Km/h	Lap	Km/h	Lap	Km/h	Lap	Km/h	Lap	Km/h	Lap	
1	88 REPARTO CORSE RAM	ITA	Giorgio Bacco	ITA	Giulio Bacco	ITA	Ferrari 296 Challenge	DIVISIO	1	228.3	19	227.8	14	227.8	21	227.3	11	226.8	2	227.6
2	252 XMOTORS	ITA	Filippo Fant	ITA	Alberto Frisoni	ITA	Lamborghini Super Trofeo EVO2	DIVISIO	2	226.8	3	226.8	21	226.8	23	226.4	20	226.4	22	226.7
3	106 POLLINI RACING	ITA	Matteo Pollini	ITA	Gioele Pollini	ITA	Lamborghini Super Trofeo EVO	DIVISIO	3	226.4	24	225.4	19	225.0	17	225.0	20	225.0	21	225.3
4	2 GIUST PREPARAZIONI	ITA	Mirko Zanardini	ITA	Giuseppe Ghezzi	ITA	Lamborghini Huracan GT3	DIVISIO	1	224.5	12	224.0	3	223.6	9	223.1	4	223.1	5	223.6
5	32 ASR	ITA	Alex Beatovic	SRB			Lamborghini Super Trofeo EVO2	DIVISIO	4	224.0	22	224.0	23	223.6	14	223.1	12	223.1	16	223.6
6	12 MRNC12 RACING TEAM	ITA	Giammarco Marzialetti	ITA	Gerardo Marino	ITA	Ferrari 296 Challenge	DIVISIO	5	223.6	24	223.1	3	223.1	20	222.6	2	222.6	11	223.0
7	4 REPARTO CORSE RAM	ITA	Pablo Benites	ARG	Oscar Lien Bitar Benitez	PRY	Ferrari 488 Challenge Evo	DIVISIO	1	216.8	1	216.8	2	216.8	3	216.8	4	216.4	5	216.7
8	76 CENTRI PORSCHE TICINO	ITA	Ivan Rostovskiy	CHE			Porsche Cayman GT4 718 RS	DIVISIO	1	203.7	16	203.7	19	203.3	12	203.0	3	203.0	5	203.3
9	39 ACME SPEEDWORKS	ITA	Robert Krayevsky	USA	Luigi Maselli	ITA	Lotus Emira Cup	DIVISIO	2	201.1	1	200.7	13	200.0	20	199.6	10	199.6	12	200.2
10	28 PB RACING	ITA	Luca Zambello	ITA	Bitar Meacci	ITA	Lotus Emira Cup	DIVISIO	3	198.8	1	198.5	18	198.1	2	198.1	5	198.1	8	198.3
11	17 PB RACING	ITA	Maurizio Accarino	ITA	Luigi Foresti	ITA	Lotus Emira Cup	DIVISIO	4	198.1	1	196.3	3	195.2	2	195.2	7	194.5	4	195.9
12	56 V-Action	ITA	Francesco Malvestiti	ITA	Miran Grcic	ITA	Lotus Emira Cup	DIVISIO	5	196.3	1	195.2	2	194.5	15	193.5	7	193.5	19	194.6
13	54 PB RACING	ITA	Alberto Naska	ITA	Suellio Almeida	CAN	Lotus Emira Cup	DIVISIO	6	194.5	17	194.5	18	194.2	11	194.2	12	194.2	14	194.3
14	87 PB RACING	ITA	Andrea Carpenzano	ITA	Giovanni Grasso	ITA	Lotus Emira Cup	DIVISIO	7	193.5	1	193.5	10	193.5	17	193.2	20	192.8	6	193.3





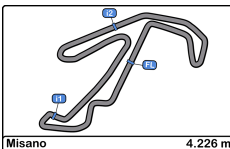
Misano
SuperSport GT
Race - 1

SUPERSPORT SERIES GT

Fastest Laps Sequence

Lap	Time of Day	Session Time	N° Entrant/Team	Nat	Driver 1	Nat	Driver 2	Nat	Vehicle	Cat	Time	Km/h
2	12:46:30.987	3:18.987	88 REPARTO CORSE RAM	ITA	Giorgio Bacco	ITA	Giulio Bacco	ITA	Ferrari 296 Challenge	DIVISIO	1:36.630	157.4
3	12:48:07.439	4:55.439	88 REPARTO CORSE RAM	ITA	Giorgio Bacco	ITA	Giulio Bacco	ITA	Ferrari 296 Challenge	DIVISIO	1:36.452	157.7
4	12:49:43.655	6:31.655	88 REPARTO CORSE RAM	ITA	Giorgio Bacco	ITA	Giulio Bacco	ITA	Ferrari 296 Challenge	DIVISIO	1:36.216	158.1
5	12:51:19.334	8:07.334	88 REPARTO CORSE RAM	ITA	Giorgio Bacco	ITA	Giulio Bacco	ITA	Ferrari 296 Challenge	DIVISIO	1:35.679	159.0





**Misano
SuperSport GT**

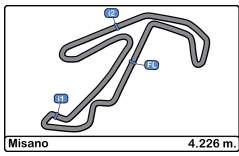
Race - 1

Event Best Maximum Speed



N°	Entrant/Team	Nat	Driver 1	Nat	Driver 2	Nat	Vehicle	Cat	Km/h	Session
88	REPARTO CORSE RAM	ITA	Giorgio Bacco	ITA	Giulio Bacco	ITA	Ferrari 296 Challenge	DIVISIO	237.3	Free Practice - 2
2	GIUST PREPARAZIONI	ITA	Mirko Zanardini	ITA	Giuseppe Ghezzi	ITA	Lamborghini Huracan GT3	DIVISIO	228.8	Free Practice - 1
252	XMOTORS	ITA	Filippo Fant	ITA	Alberto Frisoni	ITA	Lamborghini Super Trofeo EVO2	DIVISIO	228.3	Qualifying - 1
12	MRNC12 RACING TEAM	ITA	Giammarco Marzialetti	ITA	Gerardo Marino	ITA	Ferrari 296 Challenge	DIVISIO	227.3	Qualifying - 1
106	POLLINI RACING	ITA	Matteo Pollini	ITA	Gioele Pollini	ITA	Lamborghini Super Trofeo EVO	DIVISIO	226.4	Race - 1
6	GIUST PREPARAZIONI	ITA	Giovanni Brentan	ITA	Bruno Jarach	ITA	Lamborghini Huracan GT3	DIVISIO	224.0	Qualifying - 1
32	ASR	ITA	Alex Beatovic	SRB			Lamborghini Super Trofeo EVO2	DIVISIO	224.0	Race - 1
4	REPARTO CORSE RAM	ITA	Pablo Benites	ARG	Oscar Lien Bitar Benitez	PRY	Ferrari 488 Challenge Evo	DIVISIO	219.9	Qualifying - 1
8	REPARTO CORSE RAM	ITA	Aurora Paleari	ITA			Ferrari 488 Challenge Evo	DIVISIO	219.0	Free Practice - 2
23	V-Action	ITA	Francesco Bolzoni	ITA			Porsche 911 Cup 991 Gen1	DIVISIO	211.3	Free Practice - 2
76	CENTRI PORSCHE TICINO	ITA	Ivan Rostovskiy	CHE			Porsche Cayman GT4 718 RS Clubsp	DIVISIO	203.7	Race - 1
39	ACME SPEEDWORKS	ITA	Robert Krayevsky	USA	Luigi Maselli	ITA	Lotus Emira Cup	DIVISIO	201.8	Qualifying - 1
17	PB RACING	ITA	Maurizio Accarino	ITA	Luigi Foresti	ITA	Lotus Emira Cup	DIVISIO	199.6	Qualifying - 1
28	PB RACING	ITA	Luca Zambello	ITA	Bitar Meacci	ITA	Lotus Emira Cup	DIVISIO	198.8	Race - 1
54	PB RACING	ITA	Alberto Naska	ITA	Suellio Almeida	CAN	Lotus Emira Cup	DIVISIO	196.7	Free Practice - 2
56	V-Action	ITA	Francesco Malvestiti	ITA	Miran Grcic	ITA	Lotus Emira Cup	DIVISIO	196.3	Race - 1
87	PB RACING	ITA	Andrea Carpenzano	ITA	Giovanni Grasso	ITA	Lotus Emira Cup	DIVISIO	195.2	Qualifying - 1





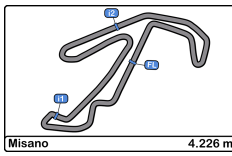
Misano
SuperSport GT
Race - 1
Lap Chart



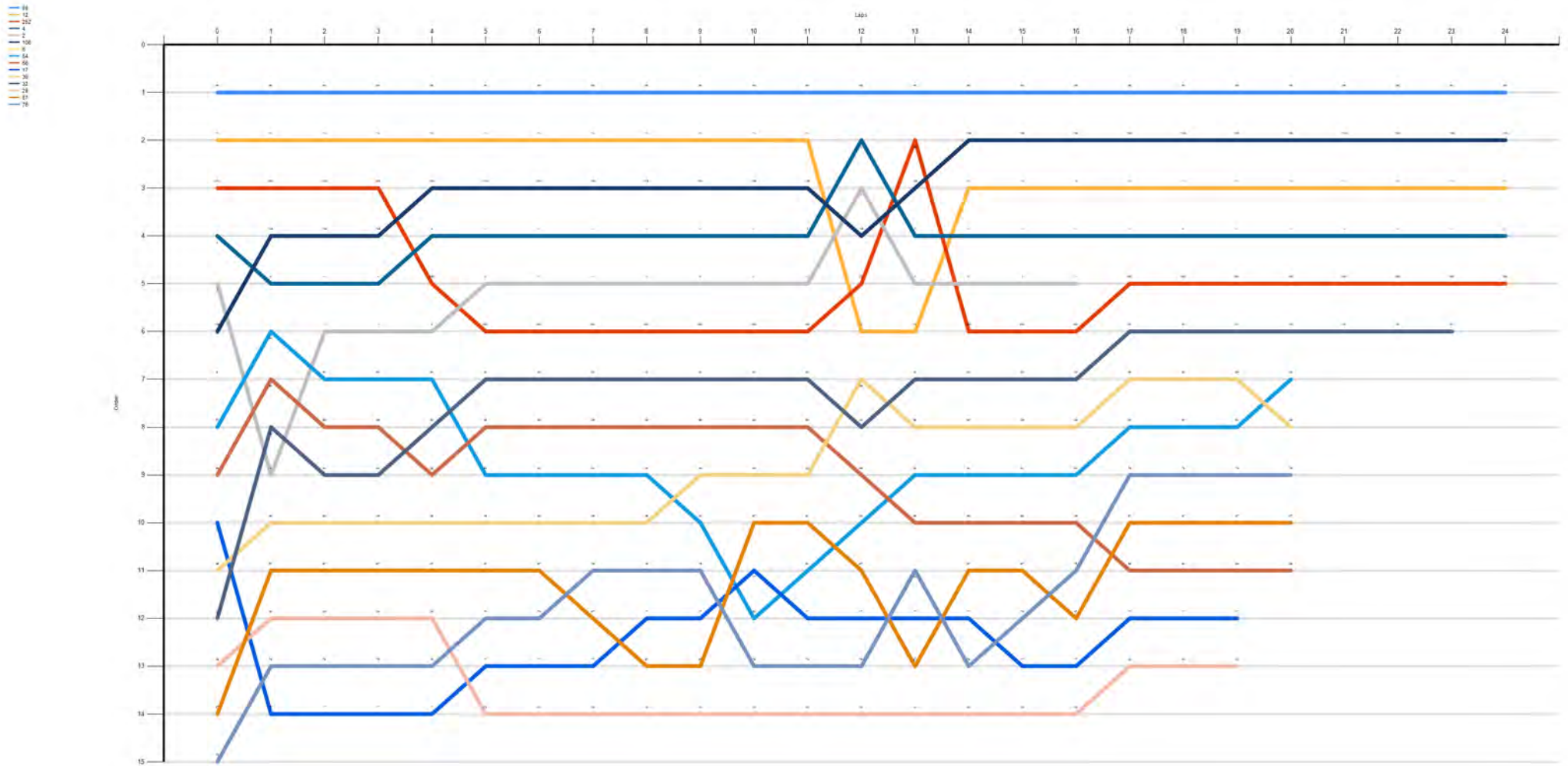
LAP

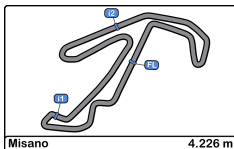
Nr	Po	Grid	1	2	3	4	5	6	7	8	9	10	11	12	13	14	15	16	17	18	19	20	21	22	23	24	
88	1	88	88	88	88	88	88	88	88	88	88	88	88	88	88	88	88	88	88	88	88	88	88	88	88	88	
12	2	12	12	12	12	12	12	12	12	12	12	12	12	4	252	106	106	106	106	106	106	106	106	106	106	106	106
252	3	252	252	252	252	106	106	106	106	106	106	106	106	2	106	12	12	12	12	12	12	12	12	12	12	12	
4	4	4	106	106	106	4	4	4	4	4	4	4	4	106	4	4	4	4	4	4	4	4	4	4	4	4	
2	5	2	4	4	4	252	2	2	2	2	2	2	2	252	2	2	2	2	252	252	252	252	252	252	252	252	
106	6	106	54	2	2	2	252	252	252	252	252	252	252	12	12	252	252	252	32	32	32	32	32	32	32	32	
6	7	6	56	54	54	54	32	32	32	32	32	32	32	39	32	32	32	32	39	39	39	54	54	54	54	39	
54	8	54	32	56	56	32	56	56	56	56	56	56	56	32	39	39	39	39	54	54	54	39	39	39	39	39	
56	9	56	2	32	32	56	54	54	54	54	39	39	39	56	54	54	54	54	76	76	76	76	76	76	76	76	
17	10	17	39	39	39	39	39	39	39	39	54	87	87	54	56	56	56	56	87	87	87	87	87	87	87	87	
39	11	39	87	87	87	87	87	87	76	76	76	17	54	87	76	87	87	76	56	56	56	56	56	56	56	56	
32	12	32	28	28	28	28	76	76	87	17	17	54	17	17	17	17	76	87	17	17	17	17	17	17	17	17	
28	13	28	76	76	76	76	17	17	17	87	87	76	76	76	87	76	17	17	28	28	28	28	28	28	28	28	
87	14	87	17	17	17	17	28	28	28	28	28	28	28	28	28	28	28	28	28	28	28	28	28	28	28	28	
76	15	76	76	76	76	76	76	76	76	76	76	76	76	76	76	76	76	76	76	76	76	76	76	76	76	76	





Misano
SuperSport GT
Race - 1
Graphic Lap Chart





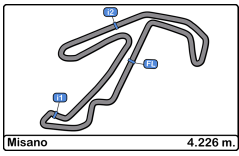
Misano
SuperSport GT
Race - 1
Pit Stop Analysis



Misano 4.226 m.

Ord.	Nr.	In Day Time	Entrant/Team	Nat	Driver 1	Nat	Driver 2	Nat	Vehicle	Cat	In Time	Stop N°	Pit Time	Handicap	Diff.
1	54	13:01:16.058	PB RACING	ITA	Alberto Naska	ITA	Suellio Almeida	CAN	Lotus Emira Cup	DIVISIO	18:04.027	1	5:43.989	5:38	
2	17	13:01:31.664	PB RACING	ITA	Maurizio Accarino	ITA	Luigi Foresti	ITA	Lotus Emira Cup	DIVISIO	18:19.633	1	5:48.448	5:38	
3	76	13:01:32.733	CENTRI PORSCHE TICINO	ITA	Ivan Rostovskiy	CHE			Porsche Cayman GT4 718 RS Clubsport	DIVISIO	18:20.702	1	5:52.620	5:38	
4	28	13:02:48.600	PB RACING	ITA	Luca Zambello	ITA	Bitar Meacci	ITA	Lotus Emira Cup	DIVISIO	19:36.569	1	5:47.347	5:38	
5	12	13:02:49.322	MRNC12 RACING TEAM	ITA	Giammarco Marzialetti	ITA	Gerardo Marino	ITA	Ferrari 296 Challenge	DIVISIO	19:37.290	1	2:13.811	2:08	
6	106	13:02:51.551	POLLINI RACING	ITA	Matteo Pollini	ITA	Gioele Pollini	ITA	Lamborghini Super Trofeo EVO	DIVISIO	19:39.520	1	1:59.362	1:58	
7	87	13:03:25.024	PB RACING	ITA	Andrea Carpenzano	ITA	Giovanni Grasso	ITA	Lotus Emira Cup	DIVISIO	20:12.993	1	5:43.927	5:38	
8	32	13:04:25.335	ASR	ITA	Alex Beatovic	SRB			Lamborghini Super Trofeo EVO2	DIVISIO	21:13.303	1	2:03.529	1:58	
9	4	13:04:35.819	REPARTO CORSE RAM	ITA	Pablo Benites	ARG	Oscar Lien Bitar Benitez	PAR	Ferrari 488 Challenge Evo	DIVISIO	21:23.788	1	2:12.296	2:08	
10	56	13:04:42.087	V-Action	ITA	Francesco Malvestiti	ITA	Miran Grcic	ITA	Lotus Emira Cup	DIVISIO	21:30.056	1	5:47.307	5:38	
11	2	13:04:44.842	GIUST PREPARAZIONI	ITA	Mirko Zanardini	ITA	Giuseppe Ghezzi	ITA	Lamborghini Huracan GT3	DIVISIO	21:32.811	1	2:04.408	1:58	
12	252	13:04:46.144	XMOTORS	ITA	Filippo Fant	ITA	Alberto Frisoni	ITA	Lamborghini Super Trofeo EVO2	DIVISIO	21:34.113	2	2:06.206	1:58	
13	88	13:05:49.123	REPARTO CORSE RAM	ITA	Giorgio Bacco	ITA	Giulio Bacco	ITA	Ferrari 296 Challenge	DIVISIO	22:37.092	1	2:11.157	2:08	
14	39	13:06:36.437	ACME SPEEDWORKS	ITA	Robert Krayevsky	USA	Luigi Maselli	ITA	Lotus Emira Cup	DIVISIO	23:24.405	1	5:44.905	5:38	

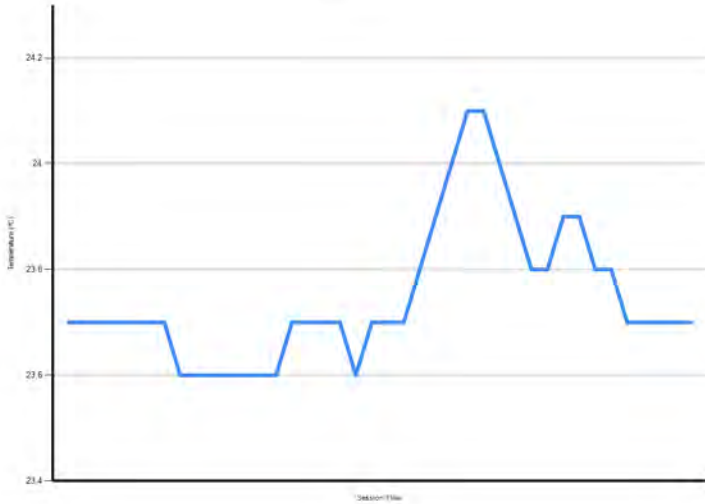




Misano SuperSport GT Race - 1 Weather Report



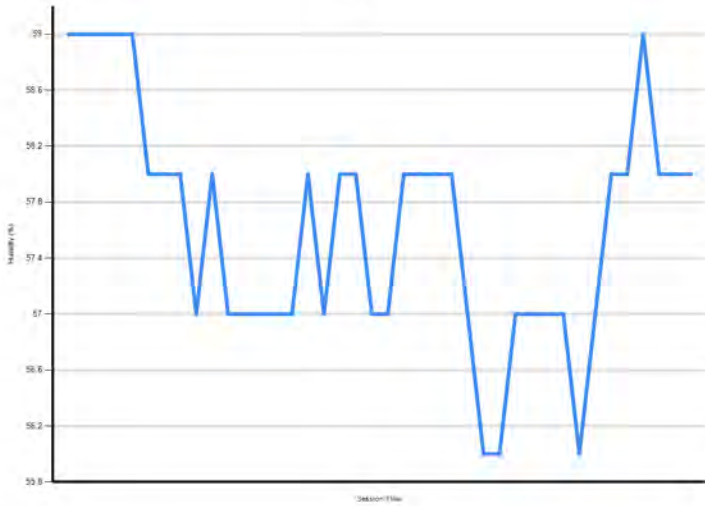
Air Temperature



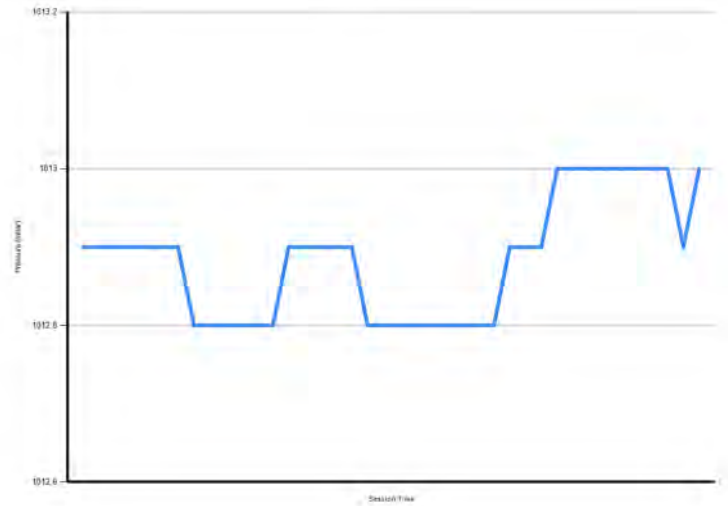
Track Temperature



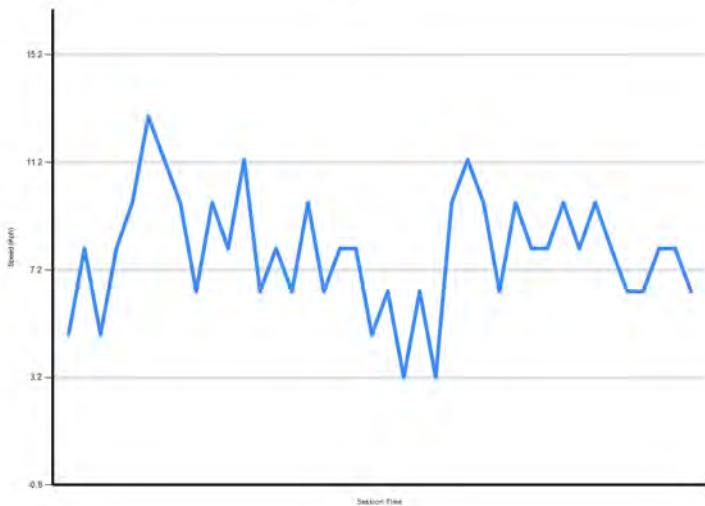
Humidity



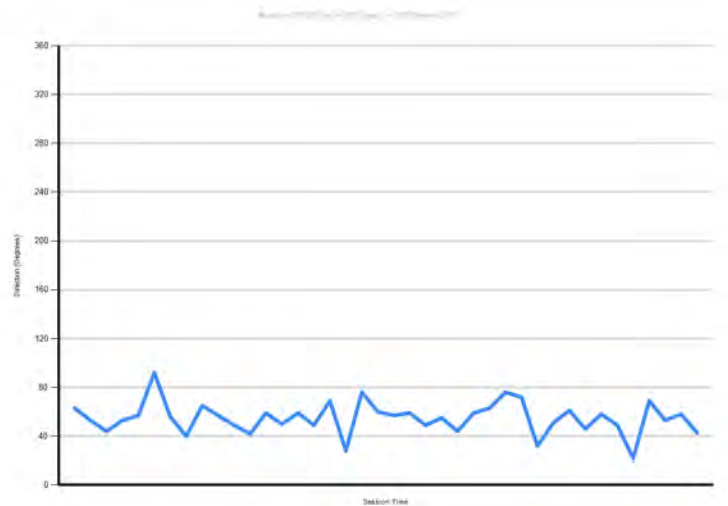
Pressure

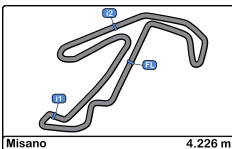


Wind Speed



Wind direction





Misano
SuperSport GT
Qualifying - 2
Provisional Results



Cls	N°	Entrant/Team	Nat	Driver 1	Nat	Driver 2	Nat	Vehicle	Cat	Cls	Laps	Best	Time	Gap	Interval	Km/h
1	106	POLLINI RACING	ITA	Matteo Pollini	ITA	Gioele Pollini	ITA	Lamborghini Super Trofeo EVO	DIVISIO	1	8	4	1:35.390			159.4
2	88	REPARTO CORSE RAM	ITA	Giorgio Bacco	ITA	Giulio Bacco	ITA	Ferrari 296 Challenge	DIVISIO	2	8	8	1:35.411	0.021	0.021	159.4
3	252	XMOTORS	ITA	Filippo Fant	ITA	Alberto Frisoni	ITA	Lamborghini Super Trofeo EVO2	DIVISIO	3	8	4	1:36.536	1.146	1.125	157.5
4	12	MRNC12 RACING TEAM	ITA	Giammarco Marzialetti	ITA	Gerardo Marino	ITA	Ferrari 296 Challenge	DIVISIO	4	9	5	1:36.868	1.478	0.332	157.0
5	4	REPARTO CORSE RAM	ITA	Pablo Benites	ARG	Oscar Lien Bitar Benitez	PRY	Ferrari 488 Challenge Evo	DIVISIO	1	5	5	1:37.311	1.921	0.443	156.3
6	2	GIUST PREPARAZIONI	ITA	Mirko Zanardini	ITA	Giuseppe Ghezzi	ITA	Lamborghini Huracan GT3	DIVISIO	1	9	4	1:37.400	2.010	0.089	156.1
7	8	REPARTO CORSE RAM	ITA	Aurora Paleari	ITA			Ferrari 488 Challenge Evo	DIVISIO	2	9	9	1:38.202	2.812	0.802	154.9
8	32	ASR	ITA	Alex Beatovic	SRB			Lamborghini Super Trofeo EVO2	DIVISIO	5	9	8	1:41.923	6.533	3.721	149.2
9	28	PB RACING	ITA	Luca Zambello	ITA	Bitar Meacci	ITA	Lotus Emira Cup	DIVISIO	1	6	3	1:44.287	8.897	2.364	145.8
10	54	PB RACING	ITA	Alberto Naska	ITA	Suellio Almeida	CAN	Lotus Emira Cup	DIVISIO	2	7	5	1:44.878	9.488	0.591	145.0
11	39	ACME SPEEDWORKS	ITA	Robert Krayevsky	USA	Luigi Maselli	ITA	Lotus Emira Cup	DIVISIO	3	6	6	1:45.107	9.717	0.229	144.7
12	76	CENTRI PORSCHE TICINO	ITA	Ivan Rostovskiy	CHE			Porsche Cayman GT4 718 RS Clu	DIVISIO	4	8	8	1:46.385	10.995	1.278	143.0
13	17	PB RACING	ITA	Maurizio Accarino	ITA	Luigi Foresti	ITA	Lotus Emira Cup	DIVISIO	5	8	5	1:47.434	12.044	1.049	141.6
14	87	PB RACING	ITA	Andrea Carpenzano	ITA	Giovanni Grasso	ITA	Lotus Emira Cup	DIVISIO	6	6	6	1:48.284	12.894	0.850	140.4
15	56	V-Action	ITA	Francesco Malvestiti	ITA	Miran Grcic	ITA	Lotus Emira Cup	DIVISIO	7	8	8	1:54.502	19.112	6.218	132.8

Published at:.....

Track Temp: 37.0 °C Air Temp: 24.8 °C Humidity: 50 % Track Status: DRY

Race Director:

Fabrizio Fondacci

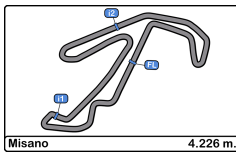
51425

Timekeeper:

Luis Garcia

JCR-2654-ESP/M





Misano
SuperSport GT
Qualifying - 2
Provisional Results by Category



DIVISIONE B																
Cls	N°	Entrant/Team	Nat	Driver 1	Nat	Driver 2	Nat	Vehicle	Cat	Cls	Laps	Best	Time	Gap	Interval	Km/h
1	106	POLLINI RACING	ITA	Matteo Pollini	ITA	<u>Gioele Pollini</u>	ITA	Lamborghini Super Trofeo EVO	DIVISIO	1	8	4	1:35.390			159.4
2	88	REPARTO CORSE RAM	ITA	Giorgio Bacco	ITA	<u>Giulio Bacco</u>	ITA	Ferrari 296 Challenge	DIVISIO	2	8	8	1:35.411	0.021	0.021	159.4
3	252	XMOTORS	ITA	Filippo Fant	ITA	<u>Alberto Frisoni</u>	ITA	Lamborghini Super Trofeo EVO2	DIVISIO	3	8	4	1:36.536	1.146	1.125	157.5
4	12	MRNC12 RACING TEAM	ITA	Giammarco Marzialetti	ITA	<u>Gerardo Marino</u>	ITA	Ferrari 296 Challenge	DIVISIO	4	9	5	1:36.868	1.478	0.332	157.0
5	32	ASR	ITA	Alex Beatovic	SRB		ITA	Lamborghini Super Trofeo EVO2	DIVISIO	5	9	8	1:41.923	6.533	5.055	149.2

DIVISIONE C																
Cls	N°	Entrant/Team	Nat	Driver 1	Nat	Driver 2	Nat	Vehicle	Cat	Cls	Laps	Best	Time	Gap	Interval	Km/h
1	4	REPARTO CORSE RAM	ITA	Pablo Benites	ARG	<u>Oscar Lien Bitar Benitez</u>	PRY	Ferrari 488 Challenge Evo	DIVISIO	1	5	5	1:37.311			156.3
2	8	REPARTO CORSE RAM	ITA	Aurora Paleari	ITA		ITA	Ferrari 488 Challenge Evo	DIVISIO	2	9	9	1:38.202	0.891	0.891	154.9

DIVISIONE A																
Cls	N°	Entrant/Team	Nat	Driver 1	Nat	Driver 2	Nat	Vehicle	Cat	Cls	Laps	Best	Time	Gap	Interval	Km/h
1	2	GIUST PREPARAZIONI	ITA	Mirko Zanardini	ITA	<u>Giuseppe Ghezzi</u>	ITA	Lamborghini Huracan GT3	DIVISIO	1	9	4	1:37.400			156.1

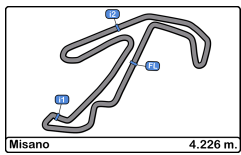
DIVISIONE D																
Cls	N°	Entrant/Team	Nat	Driver 1	Nat	Driver 2	Nat	Vehicle	Cat	Cls	Laps	Best	Time	Gap	Interval	Km/h
1	28	PB RACING	ITA	Luca Zambello	ITA	<u>Bitar Meacci</u>	ITA	Lotus Emira Cup	DIVISIO	1	6	3	1:44.287			145.8
2	54	PB RACING	ITA	Alberto Naska	ITA	<u>Suellio Almeida</u>	CAN	Lotus Emira Cup	DIVISIO	2	7	5	1:44.878	0.591	0.591	145.0
3	39	ACME SPEEDWORKS	ITA	Robert Krayevsky	USA	<u>Luigi Maselli</u>	ITA	Lotus Emira Cup	DIVISIO	3	6	6	1:45.107	0.820	0.229	144.7
4	76	CENTRI PORSCHE TICINO	ITA	Ivan Rostovskiy	CHE		ITA	Porsche Cayman GT4 718 RS Clu	DIVISIO	4	8	8	1:46.385	2.098	1.278	143.0
5	17	PB RACING	ITA	Maurizio Accarino	ITA	<u>Luigi Foresti</u>	ITA	Lotus Emira Cup	DIVISIO	5	8	5	1:47.434	3.147	1.049	141.6
6	87	PB RACING	ITA	Andrea Carpenzano	ITA	<u>Giovanni Grasso</u>	ITA	Lotus Emira Cup	DIVISIO	6	6	6	1:48.284	3.997	0.850	140.4
7	56	V-Action	ITA	Francesco Malvestiti	ITA	<u>Miran Grcic</u>	ITA	Lotus Emira Cup	DIVISIO	7	8	8	1:54.502	10.215	6.218	132.8

Published at:.....

Track Temp: 37.0 °C Air Temp: 24.8 °C Humidity: 50 % Track Status: DRY

Race Director:	Fabrizio Fondacci	Timekeeper:	Luis Garcia
	51425		JCR-2654-ESP/M





Misano
SuperSport GT
Qualifying - 2
Lap Analysis



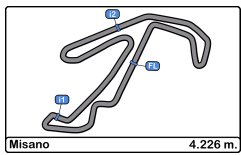
2							17								
DIVISIONE							DIVISIONE								
Giuseppe Ghezzi							Luigi Foresti								
Lap D							Lap D								
Time							Time								
Sector 1							Sector 1								
Sector 2							Sector 2								
Sector 3							Sector 3								
T. Spd							T. Spd								
Elapsed							Elapsed								
1	2	10:09:21.223	10:07:59.682	41.143	40.398	192.1	10:09:21.223	1	2	10:09:56.591	10:08:09.351	56.397	50.843	116.1	10:09:56.591
2	2	1:44.451	28.435	38.379	37.637	223.6	10:11:05.674	2	2	1:51.015	30.157	41.158	39.700	195.6	10:11:47.606
3	2	1:38.206	26.569	36.412	35.225	225.0	10:12:43.880	3	2	1:48.982	29.320	40.343	39.319	194.5	10:13:36.588
4	2	1:37.400	25.826	36.183	35.391	225.9	10:14:21.280	4	2	1:47.831	28.460	40.600	38.771	194.2	10:15:24.419
5	2	1:40.586	27.500	37.008	36.078	220.8	10:16:01.866	5	2	1:47.434	28.495	40.169	38.770	193.2	10:17:11.853
6	2	1:37.664	25.787	36.332	35.545	224.0	10:17:39.530	6	2	1:48.024	28.363	40.765	38.896	193.2	10:18:59.877
7	2	1:37.464	25.782	36.532	35.150	224.0	10:19:16.994	7	2	1:49.293	28.275	41.313	39.705	192.5	10:20:49.170
8	2	1:38.895	26.889	36.438	35.568	221.3	10:20:55.889	8	2	1:47.984	28.368	40.402	39.214	192.5	10:22:37.154
9	2	1:37.435	25.780	36.170	35.485	224.5	10:22:33.324	9	2		38.409	1:01.137		101.7	
10	2		31.314	40.355		218.6									

4							28								
DIVISIONE							DIVISIONE								
Oscar Lien Bitar Benitez							Bitar Meacci								
Lap D							Lap D								
Time							Time								
Sector 1							Sector 1								
Sector 2							Sector 2								
Sector 3							Sector 3								
T. Spd							T. Spd								
Elapsed							Elapsed								
1	2	10:11:03.175	10:09:35.213	46.042	41.920	187.5	10:11:03.175	1	2	10:09:23.769	10:07:55.781	47.046	40.942	196.7	10:09:23.769
2	2	1:48.313	28.669	41.001	38.643	190.8	10:12:51.488	2	2	1:46.680	28.014	40.241	38.425	201.4	10:11:10.449
3	2	5:42.983 P	28.290	41.370	4:33.323	189.4	10:18:34.471	3	2	1:44.287	27.599	39.576	37.112	198.5	10:12:54.736
4	2	1:56.269	42.720	38.035	35.514	216.8	10:20:30.740	4	2	4:44.932	27.194	39.543	38.195	199.6	10:14:39.668
5	2	1:37.311	25.568	36.785	34.958	217.3	10:22:08.051	5	2	1:44.577	27.267	39.609	37.701	197.4	10:16:24.245
6	2		35.328	48.825		166.1		6	2	5:13.482 P	35.962	1:11.282	3:26.238	85.7	10:21:37.727
								7	2		58.467	1:26.283		68.0	

8							32								
DIVISIONE							DIVISIONE								
Aurora Paleari							Alex Beatovic								
Lap D							Lap D								
Time							Time								
Sector 1							Sector 1								
Sector 2							Sector 2								
Sector 3							Sector 3								
T. Spd							T. Spd								
Elapsed							Elapsed								
1		10:09:42.599	10:08:14.226	46.894	41.479	204.5	10:09:42.599	1		10:09:19.961	10:07:54.138	43.178	42.645	188.1	10:09:19.961
2		1:43.558	28.711	38.412	36.435	220.4	10:11:26.157	2		1:49.698	31.086	39.359	39.253	223.6	10:11:09.659
3		1:39.223	26.297	37.286	35.640	220.8	10:13:05.380	3		1:43.421	27.765	38.597	37.059	221.7	10:12:53.080
4		1:38.458	26.049	36.876	35.533	221.7	10:14:43.838	4		1:43.010	27.468	38.306	37.236	224.5	10:14:36.090
5		1:38.516	26.089	36.870	35.557	222.2	10:16:22.354	5		1:42.894	27.524	37.928	37.442	222.6	10:16:18.984
6		1:39.891	25.855	36.724	37.312	221.3	10:18:02.245	6		1:42.939	27.078	38.029	37.832	223.6	10:18:01.923
7		1:41.382	27.689	37.243	36.450	220.8	10:19:43.627	7		1:44.526	27.489	38.785	38.252	221.7	10:19:46.449
8		1:38.225	26.007	36.742	35.476	219.9	10:21:21.852	8		1:41.923	27.267	37.854	36.802	224.0	10:21:28.372
9		1:38.202	26.081	36.451	35.670	221.7	10:23:00.054	9		1:42.420	27.428	38.102	36.890	222.2	10:23:10.792
10			30.848	47.133		144.0		10			33.588	47.793		169.5	

12							39								
DIVISIONE							DIVISIONE								
Gerardo Marino							Luigi Maselli								
Lap D							Lap D								
Time							Time								
Sector 1							Sector 1								
Sector 2							Sector 2								
Sector 3							Sector 3								
T. Spd							T. Spd								
Elapsed							Elapsed								
1	2	10:10:00.337	10:08:19.993	50.353	49.991	209.7	10:10:00.337	1	2	10:14:20.074	10:12:51.170	46.787	42.117	171.7	10:14:20.074
2	2	1:48.336	30.966	39.890	37.480	221.7	10:11:48.673	2	2	4:51.653	31.239	41.866	38.548	197.4	10:16:11.727
3	2	1:40.136	27.147	37.120	35.869	223.6	10:13:28.809	3	2	1:46.440	27.850	40.176	38.414	199.2	10:17:58.167
4	2	1:37.289	25.881	36.311	35.097	224.0	10:15:06.098	4	2	4:46.435	27.653	40.014	38.768	197.8	10:19:44.602
5	2	1:36.868	25.792	36.178	34.898	225.4	10:16:42.966	5	2	4:53.664	27.766	43.996	41.902	173.6	10:21:38.266
6	2	1:37.473	25.623	36.342	35.508	224.0	10:18:20.439	6	2	1:45.107	27.744	39.786	37.577	200.0	10:23:23.373
7	2	1:38.021	25.750	35.874	36.397	225.0	10:19:58.460	7	2		33.111	50.759		138.6	
8	2	1:38.417	25.789	36.131	36.497	225.0	10:21:36.877								
9	2	1:37.634	26.473	36.242	34.919	225.0	10:23:14.511								
10	2		32.238	46.737		177.3									





Misano
SuperSport GT
Qualifying - 2
Lap Analysis



54 Alberto Naska Lotus Emira Cup **88** Giorgio Bacco Ferrari 296 Challenge
 DIVISIONE Suellio Almeida PB RACING DIVISIONE Giulio Bacco REPARTO CORSE RAM

Lap	D	Time	Sector 1	Sector 2	Sector 3	T. Spd	Elapsed	Lap	D	Time	Sector 1	Sector 2	Sector 3	T. Spd	Elapsed
1	2	10:10:10.493	10:08:18.608	59.251	52.634	127.9	10:10:10.493	1	2	10:10:58.997	10:09:32.529	43.890	42.578	200.0	10:10:58.997
2	2	2:00.973	30.809	43.106	47.058	194.2	10:12:11.466	2	2	1:44.345	26.959	40.925	36.461	228.8	10:12:43.342
3	2	1:46.285	27.878	40.059	38.348	196.0	10:13:57.751	3	2	1:36.390	25.457	35.777	35.156	228.8	10:14:19.732
4	2	1:46.243	27.495	40.288	38.460	194.5	10:15:43.994	4	2	1:35.578	25.279	35.473	34.826	230.2	10:15:55.310
5	2	1:44.878	27.527	39.846	37.505	193.5	10:17:28.872	5	2	1:35.409	25.284	35.712	34.413	231.7	10:17:30.719
6	2	1:47.511	29.096	39.873	38.542	194.2	10:19:16.383	6	2	1:40.959	25.790	37.272	37.897	196.3	10:19:11.678
7	2	1:48.631	28.437	42.083	38.111	195.6	10:21:05.014	7	2	1:36.321	25.307	35.834	35.180	230.7	10:20:47.999
8	2		27.242	41.447		193.2		8	2	1:35.411	25.392	35.587	34.432	229.2	10:22:23.410
								9	2		28.140	40.563		215.5	

56 Francesco Malvestiti Lotus Emira Cup **106** Matteo Pollini Lamborghini Super Trofeo EVO
 DIVISIONE Miran Grcic V-Action DIVISIONE Gioele Pollini POLLINI RACING

Lap	D	Time	Sector 1	Sector 2	Sector 3	T. Spd	Elapsed	Lap	D	Time	Sector 1	Sector 2	Sector 3	T. Spd	Elapsed
1	2	10:09:51.496	10:08:06.535	51.510	53.451	171.7	10:09:51.496	1	2	10:09:17.037	10:07:59.065	40.355	37.617	222.2	10:09:17.037
2	2	2:14.550	38.548	50.281	45.721	193.2	10:12:06.046	2	2	1:44.413	27.471	37.392	39.550	180.0	10:11:01.450
3	2	2:00.309	30.978	44.824	44.507	190.4	10:14:06.355	3	2	1:36.424	25.944	36.025	34.455	225.4	10:12:37.874
4	2	1:58.965	30.468	43.753	44.744	177.0	10:16:05.320	4	2	1:35.390	25.590	35.765	34.035	225.9	10:14:13.264
5	2	1:59.337	30.193	43.870	45.274	194.9	10:18:04.657	5	2	1:35.869	25.655	36.038	34.176	224.0	10:15:49.133
6	2	1:55.346	30.231	42.799	42.316	190.8	10:20:00.003	6	2	1:36.775	26.068	36.276	34.431	225.0	10:17:25.908
7	2	1:54.696	29.734	42.516	42.446	189.4	10:21:54.699	7	2	1:35.441	25.512	35.809	34.120	225.0	10:19:01.349
8	2	1:54.502	29.480	42.710	42.312	192.5	10:23:49.201	8	2	1:53.209 P	27.379	37.389	48.441	225.0	10:20:54.558
9	2		39.647	55.517		153.1									

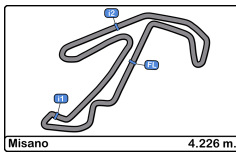
76 Ivan Rostovskiy Porsche Cayman GT4 718 RS Clubsport **252** Filippo Fant Lamborghini Super Trofeo EVO2
 DIVISIONE CENTRI PORSCHE TICINO DIVISIONE Alberto Frisoni XMOTORS

Lap	D	Time	Sector 1	Sector 2	Sector 3	T. Spd	Elapsed	Lap	D	Time	Sector 1	Sector 2	Sector 3	T. Spd	Elapsed
1		10:10:02.708	10:08:13.814	53.947	54.947	151.8	10:10:02.708	1	2	10:09:15.800	10:07:51.371	42.978	41.451	220.8	10:09:15.800
2		2:01.718	34.217	44.168	43.333	198.8	10:12:04.426	2	2	1:53.069	28.090	37.690	47.289	191.8	10:11:08.869
3		1:53.181	30.676	42.040	40.465	198.8	10:13:57.607	3	2	1:38.229	26.484	36.897	34.848	227.3	10:12:47.098
4		1:49.902	30.013	40.684	39.205	203.0	10:15:47.509	4	2	1:36.536	25.876	36.183	34.477	228.8	10:14:23.634
5		1:47.583	28.801	40.289	38.493	201.8	10:17:35.092	5	2	1:40.103	26.602	36.107	37.394	229.2	10:16:03.737
6		1:51.088	28.736	42.772	39.580	197.8	10:19:26.180	6	2	1:37.769	26.211	36.547	35.011	227.8	10:17:41.506
7		1:47.664	28.726	40.104	38.834	202.2	10:21:13.844	7	2	1:37.596	25.935	36.679	34.982	227.3	10:19:19.102
8		1:46.385	28.415	39.831	38.139	202.6	10:23:00.229	8	2	1:37.400	26.087	36.536	34.777	229.2	10:20:56.502
9			35.357	54.386		141.9		9	2		26.233	36.978		227.8	

87 Andrea Carpenzano Lotus Emira Cup
 DIVISIONE Giovanni Grasso PB RACING

Lap	D	Time	Sector 1	Sector 2	Sector 3	T. Spd	Elapsed
1	2	10:10:13.960	10:08:21.426	58.833	53.701	124.8	10:10:13.960
2	2	2:00.326	31.122	42.865	46.339	179.7	10:12:14.286
3	2	1:51.427	28.595	41.147	41.685	193.5	10:14:05.713
4	2	1:51.141	28.453	41.291	41.397	194.5	10:15:56.854
5	2	1:52.556	28.467	44.113	39.976	192.8	10:17:49.410
6	2	1:48.284	28.113	40.861	39.310	191.4	10:19:37.694
7	2		28.025	41.357		185.8	



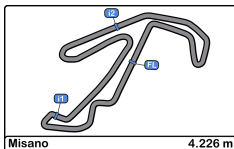


Misano
SuperSport GT
Qualifying - 2
Best Sectors Results



Sector - 1			Sector - 2			Sector - 3			Ideal Lap vs Best Lap		
Clas	Nº Driver	Time	Nº Driver	Time	Nº Driver	Time	Clas	Nº Driver	Ideal Lap	Best Lap	Clas
1	88 Giulio Bacco	25.279	88 Giulio Bacco	35.473	106 Gioele Pollini	34.035	1	88 Giulio Bacco	1:35.165	1:35.411	2
2	106 Gioele Pollini	25.512	106 Gioele Pollini	35.765	88 Giulio Bacco	34.413	2	106 Gioele Pollini	1:35.312	1:35.390	1
3	4 Oscar Lien Bitar Benitez	25.568	12 Gerardo Marino	35.874	252 Alberto Frisoni	34.477	3	12 Gerardo Marino	1:36.395	1:36.868	4
4	12 Gerardo Marino	25.623	252 Alberto Frisoni	36.107	12 Gerardo Marino	34.898	4	252 Alberto Frisoni	1:36.460	1:36.536	3
5	2 Giuseppe Ghezzi	25.780	2 Giuseppe Ghezzi	36.170	4 Oscar Lien Bitar Benitez	34.958	5	2 Giuseppe Ghezzi	1:37.100	1:37.400	6
6	8 Paleari Aurora	25.855	8 Paleari Aurora	36.451	2 Giuseppe Ghezzi	35.150	6	4 Oscar Lien Bitar Benitez	1:37.311	1:37.311	5
7	252 Alberto Frisoni	25.876	4 Oscar Lien Bitar Benitez	36.785	8 Paleari Aurora	35.476	7	8 Paleari Aurora	1:37.782	1:38.202	7
8	32 Beatovic Alex	27.078	32 Beatovic Alex	37.854	32 Beatovic Alex	36.802	8	32 Beatovic Alex	1:41.734	1:41.923	8
9	28 Bitar Meacci	27.194	28 Bitar Meacci	39.543	28 Bitar Meacci	37.112	9	28 Bitar Meacci	1:43.849	1:44.287	9
10	54 Suellio Almeida	27.242	39 Luigi Maselli	39.786	54 Suellio Almeida	37.505	10	54 Suellio Almeida	1:44.593	1:44.878	10
11	39 Luigi Maselli	27.653	76 Ivan Rostovskiy	39.831	39 Luigi Maselli	37.577	11	39 Luigi Maselli	1:45.016	1:45.107	11
12	87 Giovanni Grasso	28.025	54 Suellio Almeida	39.846	76 Ivan Rostovskiy	38.139	12	76 Ivan Rostovskiy	1:46.385	1:46.385	12
13	17 Luigi Foresti	28.275	17 Luigi Foresti	40.169	17 Luigi Foresti	38.770	13	17 Luigi Foresti	1:47.214	1:47.434	13
14	76 Ivan Rostovskiy	28.415	87 Giovanni Grasso	40.861	87 Giovanni Grasso	39.310	14	87 Giovanni Grasso	1:48.196	1:48.284	14
15	56 Miran Grcic	29.480	56 Miran Grcic	42.516	56 Miran Grcic	42.312	15	56 Miran Grcic	1:54.308	1:54.502	15



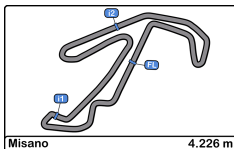


Misano
SuperSport GT
Qualifying - 2
Best 5 Lap Times



Cl	N° Entrant/Team	Nat	Driver 1	Nat	Driver 2	Nat	Vehicle	Cat	Cl	Best 1		Best 2		Best 3		Best 4		Best 5	
										Time	Lap	Time	Lap	Time	Lap	Time	Lap	Time	Lap
1	106 POLLINI RACING	ITA	Matteo Pollini	ITA	<u>Gioele Pollini</u>	ITA	Lamborghini Super Trofeo EVO	DIVISIO	1	1:35.390	4	1:35.441	7	1:35.869	5	1:36.424	3	1:36.775	6
2	88 REPARTO CORSE RAM	ITA	Giorgio Bacco	ITA	<u>Giulio Bacco</u>	ITA	Ferrari 296 Challenge	DIVISIO	2	1:35.411	8	1:35.578	4	1:36.321	7	1:36.390	3	1:40.959	6
3	252 XMOTORS	ITA	Filippo Fant	ITA	<u>Alberto Frisoni</u>	ITA	Lamborghini Super Trofeo EVO2	DIVISIO	3	1:36.536	4	1:37.400	8	1:37.596	7	1:37.769	6	1:38.229	3
4	12 MRNC12 RACING TEAM	ITA	Giammarco Marzioletti	ITA	<u>Gerardo Marino</u>	ITA	Ferrari 296 Challenge	DIVISIO	4	1:36.868	5	1:37.289	4	1:37.473	6	1:37.634	9	1:38.021	7
5	4 REPARTO CORSE RAM	ITA	Pablo Benites	ARG	<u>Oscar Lien Bitar Benitez</u>	PRY	Ferrari 488 Challenge Evo	DIVISIO	1	1:37.311	5	1:48.313	2	1:56.269	4	5:42.983	3		
6	2 GIUST PREPARAZIONI	ITA	Mirko Zanardini	ITA	<u>Giuseppe Ghezzi</u>	ITA	Lamborghini Huracan GT3	DIVISIO	1	1:37.400	4	1:37.435	9	1:37.464	7	1:37.664	6	1:38.206	3
7	8 REPARTO CORSE RAM	ITA	Aurora Paleari	ITA		ITA	Ferrari 488 Challenge Evo	DIVISIO	2	1:38.202	9	1:38.225	8	1:38.458	4	1:38.516	5	1:39.223	3
8	32 ASR	ITA	Alex Beatovic	SRB		ITA	Lamborghini Super Trofeo EVO2	DIVISIO	5	1:41.923	8	1:42.420	9	1:42.894	5	1:42.939	6	1:43.010	4
9	28 PB RACING	ITA	Luca Zambello	ITA	<u>Bitar Meacci</u>	ITA	Lotus Emira Cup	DIVISIO	1	1:44.287	3	1:44.577	5	1:46.680	2	5:13.482	6		
10	54 PB RACING	ITA	Alberto Naska	ITA	<u>Suellio Almeida</u>	CAN	Lotus Emira Cup	DIVISIO	2	1:44.878	5	1:46.243	4	1:46.285	3	1:47.511	6	1:48.631	7
11	39 ACME SPEEDWORKS	ITA	Robert Krayevsky	USA	<u>Luigi Maselli</u>	ITA	Lotus Emira Cup	DIVISIO	3	1:45.107	6	1:46.440	3						
12	76 CENTRI PORSCHE TICINO	ITA	Ivan Rostovskiy	CHE		ITA	Porsche Cayman GT4 718 RS	DIVISIO	4	1:46.385	8	1:47.583	5	1:47.664	7	1:49.902	4	1:51.088	6
13	17 PB RACING	ITA	Maurizio Accarino	ITA	<u>Luigi Foresti</u>	ITA	Lotus Emira Cup	DIVISIO	5	1:47.434	5	1:47.831	4	1:47.984	8	1:48.024	6	1:48.982	3
14	87 PB RACING	ITA	Andrea Carpenzano	ITA	<u>Giovanni Grasso</u>	ITA	Lotus Emira Cup	DIVISIO	6	1:48.284	6	1:51.141	4	1:51.427	3	1:52.556	5	2:00.326	2
15	56 V-Action	ITA	Francesco Malvestiti	ITA	<u>Miran Grcic</u>	ITA	Lotus Emira Cup	DIVISIO	7	1:54.502	8	1:54.696	7	1:55.346	6	1:58.965	4	1:59.337	5



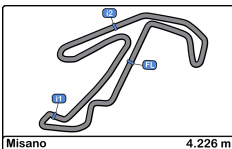


Misano
SuperSport GT
Qualifying - 2
Best 5 Top Speeds



Cl	N° Entrant/Team	Nat	Driver 1	Nat	Driver 2	Nat	Vehicle	Cat	Cl	Top 1		Top 2		Top 3		Top 4		Top 5		Avg
										Km/h	Lap	Km/h	Lap	Km/h	Lap	Km/h	Lap	Km/h	Lap	
1	88 REPARTO CORSE RAM	ITA	Giorgio Bacco	ITA	Giulio Bacco	ITA	Ferrari 296 Challenge	DIVISIO	1	231.7	5	230.7	7	230.2	4	229.2	8	228.8	2	230.1
2	252 XMOTORS	ITA	Filippo Fant	ITA	Alberto Frisoni	ITA	Lamborghini Super Trofeo EVO2	DIVISIO	2	229.2	5	229.2	8	228.8	4	227.8	6	227.8	9	228.6
3	2 GIUST PREPARAZIONI	ITA	Mirko Zanardini	ITA	Giuseppe Ghezzi	ITA	Lamborghini Huracan GT3	DIVISIO	1	225.9	4	225.0	3	224.5	9	224.0	6	224.0	7	224.7
4	106 POLLINI RACING	ITA	Matteo Pollini	ITA	Gioele Pollini	ITA	Lamborghini Super Trofeo EVO	DIVISIO	3	225.9	4	225.4	3	225.0	6	225.0	7	225.0	8	225.2
5	12 MRNC12 RACING TEAM	ITA	Giammarco Marzialetti	ITA	Gerardo Marino	ITA	Ferrari 296 Challenge	DIVISIO	4	225.4	5	225.0	7	225.0	8	225.0	9	224.0	4	224.9
6	32 ASR	ITA	Alex Beatovic	SRB			Lamborghini Super Trofeo EVO2	DIVISIO	5	224.5	4	224.0	8	223.6	2	223.6	6	222.6	5	223.6
7	8 REPARTO CORSE RAM	ITA	Aurora Paleari	ITA			Ferrari 488 Challenge Evo	DIVISIO	1	222.2	5	221.7	4	221.7	9	221.3	6	220.8	3	221.5
8	4 REPARTO CORSE RAM	ITA	Pablo Benites	ARG	Oscar Lien Bitar Benitez	URY	Ferrari 488 Challenge Evo	DIVISIO	2	217.3	5	216.8	4	190.8	2	189.4	3	187.5	1	200.3
9	76 CENTRI PORSCHE TICINO	ITA	Ivan Rostovskiy	CHE			Porsche Cayman GT4 718 RS	DIVISIO	1	203.0	4	202.6	8	202.2	7	201.8	5	198.8	2	201.7
10	28 PB RACING	ITA	Luca Zambello	ITA	Bitar Meacci	ITA	Lotus Emira Cup	DIVISIO	2	201.4	2	199.6	4	198.5	3	197.4	5	196.7	1	198.7
11	39 ACME SPEEDWORKS	ITA	Robert Krayevsky	USA	Luigi Maselli	ITA	Lotus Emira Cup	DIVISIO	3	200.0	6	199.2	3	197.8	4	197.4	2	173.6	5	193.6
12	54 PB RACING	ITA	Alberto Naska	ITA	Suellio Almeida	CAN	Lotus Emira Cup	DIVISIO	4	196.0	3	195.6	7	194.5	4	194.2	2	194.2	6	194.9
13	17 PB RACING	ITA	Maurizio Accarino	ITA	Luigi Foresti	ITA	Lotus Emira Cup	DIVISIO	5	195.6	2	194.5	3	194.2	4	193.2	5	193.2	6	194.1
14	56 V-Action	ITA	Francesco Malvestiti	ITA	Miran Grcic	ITA	Lotus Emira Cup	DIVISIO	6	194.9	5	193.2	2	192.5	8	190.8	6	190.4	3	192.3
15	87 PB RACING	ITA	Andrea Carpenzano	ITA	Giovanni Grasso	ITA	Lotus Emira Cup	DIVISIO	7	194.5	4	193.5	3	192.8	5	191.4	6	185.8	7	191.6





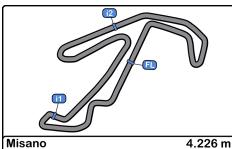
Misano
SuperSport GT
Qualifying - 2
Fastest Laps Sequence



Misano 4.226 m.

Lap	Time of Day	Session Time	N° Entrant/Team	Nat	Driver 1	Nat	Driver 2	Nat	Vehicle	Cat	Time	Km/h
2	10:11:01.450	6:01.450	106 POLLINI RACING	ITA	Matteo Pollini	ITA	<u>Gioele Pollini</u>	ITA	Lamborghini Super Trofeo EVO	DIVISIO	1:44.413	145.7
2	10:11:26.157	6:26.157	8 REPARTO CORSE RAM	ITA	Aurora Paleari	ITA			Ferrari 488 Challenge Evo	DIVISIO	1:43.558	146.9
3	10:12:37.874	7:37.874	106 POLLINI RACING	ITA	Matteo Pollini	ITA	<u>Gioele Pollini</u>	ITA	Lamborghini Super Trofeo EVO	DIVISIO	1:36.424	157.7
4	10:14:13.264	9:13.264	106 POLLINI RACING	ITA	Matteo Pollini	ITA	<u>Gioele Pollini</u>	ITA	Lamborghini Super Trofeo EVO	DIVISIO	1:35.390	159.4





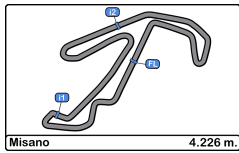
**Misano
SuperSport GT
Qualifying - 2**

SUPERSPORT SERIES GT

Event Best Maximum Speed

N°	Entrant/Team	Nat	Driver 1	Nat	Driver 2	Nat	Vehicle	Cat	Km/h	Session
88	REPARTO CORSE RAM	ITA	Giorgio Bacco	ITA	Giulio Bacco	ITA	Ferrari 296 Challenge	DIVISIO	237.3	Free Practice - 2
252	XMOTORS	ITA	Filippo Fant	ITA	Alberto Frisoni	ITA	Lamborghini Super Trofeo EVO2	DIVISIO	229.2	Qualifying - 2
2	GIUST PREPARAZIONI	ITA	Mirko Zanardini	ITA	Giuseppe Ghezzi	ITA	Lamborghini Huracan GT3	DIVISIO	228.8	Free Practice - 1
12	MRNC12 RACING TEAM	ITA	Giammarco Marzialetti	ITA	Gerardo Marino	ITA	Ferrari 296 Challenge	DIVISIO	227.3	Qualifying - 1
106	POLLINI RACING	ITA	Matteo Pollini	ITA	Gioele Pollini	ITA	Lamborghini Super Trofeo EVO	DIVISIO	226.4	Race - 1
32	ASR	ITA	Alex Beatovic	SRB			Lamborghini Super Trofeo EVO2	DIVISIO	224.5	Qualifying - 2
6	GIUST PREPARAZIONI	ITA	Giovanni Brentan	ITA	Bruno Jarach	ITA	Lamborghini Huracan GT3	DIVISIO	224.0	Qualifying - 1
8	REPARTO CORSE RAM	ITA	Aurora Paleari	ITA			Ferrari 488 Challenge Evo	DIVISIO	222.2	Qualifying - 2
4	REPARTO CORSE RAM	ITA	Pablo Benites	ARG	Oscar Lien Bitar Benitez	PRY	Ferrari 488 Challenge Evo	DIVISIO	219.9	Qualifying - 1
23	V-Action	ITA	Francesco Bolzoni	ITA			Porsche 911 Cup 991 Gen1	DIVISIO	211.3	Free Practice - 2
76	CENTRI PORSCHE TICINO	ITA	Ivan Rostovskiy	CHE			Porsche Cayman GT4 718 RS Clubsp	DIVISIO	203.7	Race - 1
39	ACME SPEEDWORKS	ITA	Robert Krayevsky	USA	Luigi Maselli	ITA	Lotus Emira Cup	DIVISIO	201.8	Qualifying - 1
28	PB RACING	ITA	Luca Zambello	ITA	Bitar Meacci	ITA	Lotus Emira Cup	DIVISIO	201.4	Qualifying - 2
17	PB RACING	ITA	Maurizio Accarino	ITA	Luigi Foresti	ITA	Lotus Emira Cup	DIVISIO	199.6	Qualifying - 1
54	PB RACING	ITA	Alberto Naska	ITA	Suellio Almeida	CAN	Lotus Emira Cup	DIVISIO	196.7	Free Practice - 2
56	V-Action	ITA	Francesco Malvestiti	ITA	Miran Grcic	ITA	Lotus Emira Cup	DIVISIO	196.3	Race - 1
87	PB RACING	ITA	Andrea Carpenzano	ITA	Giovanni Grasso	ITA	Lotus Emira Cup	DIVISIO	195.2	Qualifying - 1





Misano
SuperSport GT
Qualifying - 2
Pit Stop Analysis

SUPERSPORT SERIES GT

28 Luca Zambello Lotus Emira Cup

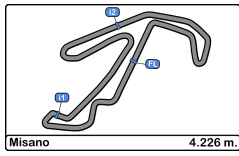
DIVISIONE Bitar Meacci PB RACING

N°	In Day Time	In Time	Out Time	Pit Time	T. Pit Time	Handicap	Diff.
1	10:19:25.666	10:19:25.666	10:21:49.254	2:23.588	2:23.588	5:38.0	-14.4

39 Robert Krayevsky Lotus Emira Cup

DIVISIONE Luigi Maselli ACME SPEEDWORKS

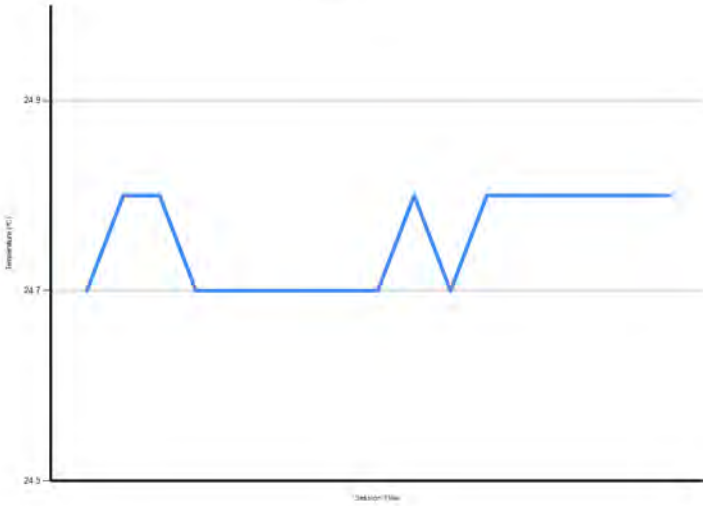
N°	In Day Time	In Time	Out Time	Pit Time	T. Pit Time	Handicap	Diff.
1	10:09:58.729	10:09:58.729	10:12:11.651	2:12.922	2:12.922	5:38.0	-25.0



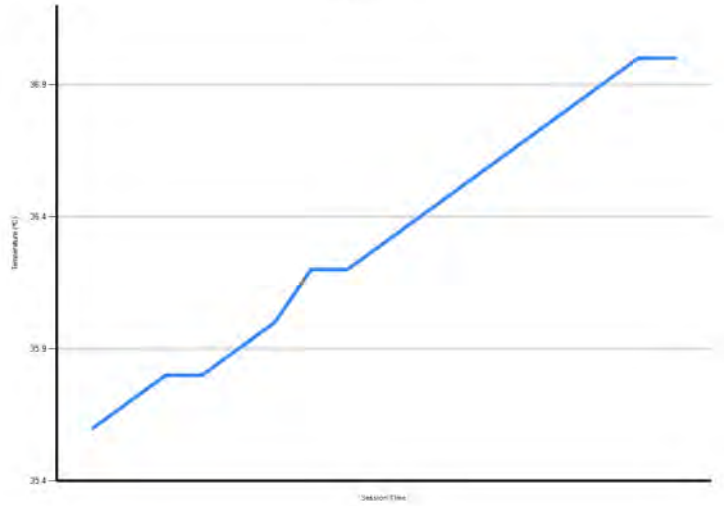
Misano
SuperSport GT
Qualifying - 2
Weather Report



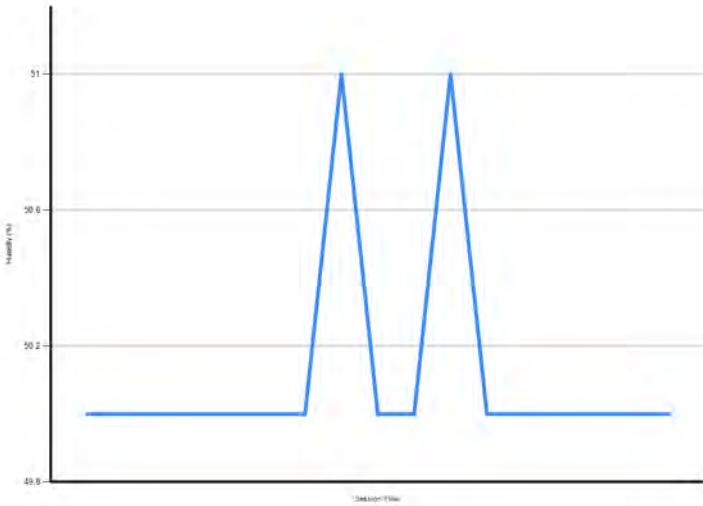
Air Temperature



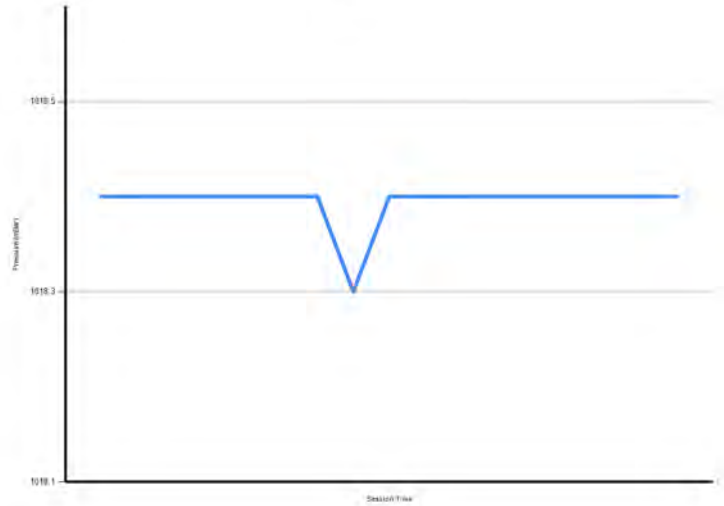
Track Temperature



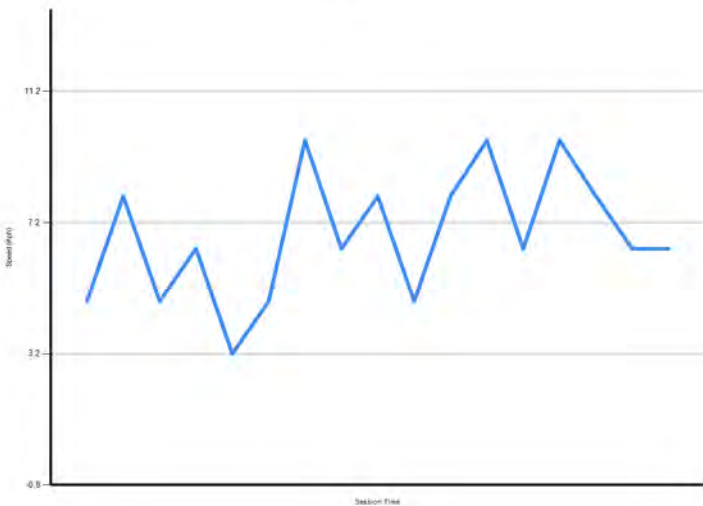
Humidity



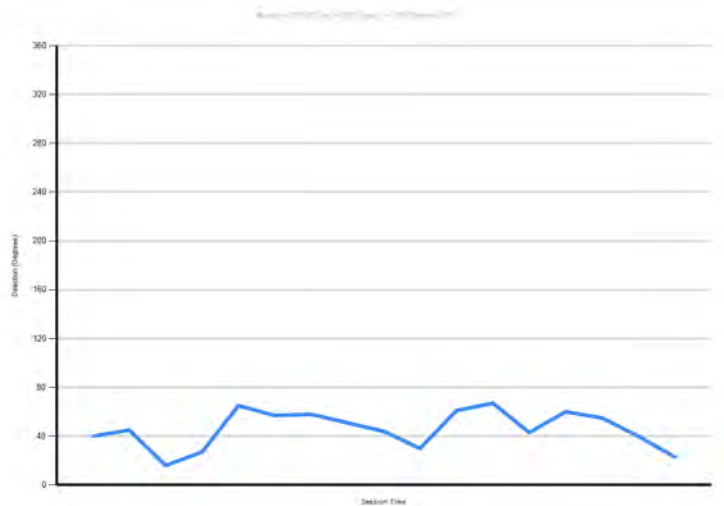
Pressure

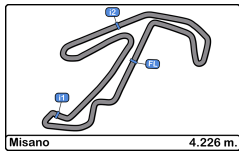


Wind Speed



Wind direction






Misano
SuperSport GT
Race - 2
Starting Grid



15	56	V-Action Miran Grcic	1:54.502	.8.	GIUST PREPARAZIONI Bruno Jarach	6	16
13	17	PB RACING Luiqi Foresti	1:47.434	.7.	1:48.284 PB RACING Giovanni Grasso	87	14
11	39	ACME SPEEDWORKS Luiqi Maselli	1:45.107	.6.	1:46.385 CENTRI PORSCHE TICINO Ivan Rostovskiv	76	12
9	28	PB RACING Nicolò Meacci	1:44.287	.5.	1:44.878 PB RACING Suellio Almeida	54	10
7	8	REPARTO CORSE RAM Paleari Aurora	1:38.202	.4.	1:41.923 ASR Beatovic Alex	32	8
5	4	REPARTO CORSE RAM Oscar Lien Bitar Benitez	1:37.311	.3.	1:37.400 GIUST PREPARAZIONI Giuseppe Ghezzi	2	6
3	252	XMOTORS Alberto Frisoni	1:36.536	.2.	1:36.868 MRNC12 RACING TEAM Gerardo Marino	12	4
1	106	POLLINI RACING Gioele Pollini	1:35.390	.1.	1:35.411 REPARTO CORSE RAM Giorgio Bacco	88	2

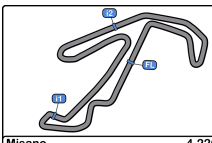


Pole

Published at:.....

Stewards:	Paolo Quaranta 17667	Bruno Mongardi 228675	Giuseppe Gennaro Caridi 206461	Timekeeper: Luis Garcia JCR-2654-ESP/M
------------------	-------------------------	--------------------------	-----------------------------------	---





Misano
SuperSport GT
Race - 2
Provisional Results



Cls	N°	Entrant/Team	Nat	Driver 1	Nat	Driver 2	Nat	Vehicle	Cat	Cl	Laps	Total Time	Gap	Interval	Km/h	Best	Time	Km/h
1	106	POLLINI RACING	ITA	Matteo Pollini	ITA	Gioele Pollini	ITA	Lamborghini Super Trofeo EVO	DIVISIO	1	23	41:19.740			141.1	6	1:36.858	157.0
2	88	REPARTO CORSE RAM	ITA	Giorgio Bacco	ITA		ITA	Ferrari 296 Challenge	DIVISIO	2	23	41:21.330	1.590	1.590	141.0	3	1:36.801	157.1
3	252	XMOTORS	ITA	Filippo Fant	ITA	Alberto Frisoni	ITA	Lamborghini Super Trofeo EVO2	DIVISIO	3	23	41:23.955	4.215	2.625	140.8	22	1:37.439	156.1
4	12	MRNC12 RACING TEAM	ITA	Giammarco Marzialetti	ITA	Gerardo Marino	ITA	Ferrari 296 Challenge	DIVISIO	4	23	41:24.371	4.631	0.416	140.8	6	1:36.775	157.2
5	2	GIUST PREPARAZIONI	ITA	Mirko Zanardini	ITA	Giuseppe Ghezzi	ITA	Lamborghini Huracan GT3	DIVISIO	1	23	41:28.712	8.972	4.341	140.5	21	1:39.156	153.4
6	4	REPARTO CORSE RAM	ITA	Pablo Benites	ARG	Oscar Lien Bitar Benitez	PRY	Ferrari 488 Challenge Evo	DIVISIO	1	23	41:29.353	9.613	0.641	140.5	15	1:38.484	154.4
7	6	GIUST PREPARAZIONI	ITA	Giovanni Brentan	ITA	Bruno Jarach	ITA	Lamborghini Huracan GT3	DIVISIO	2	23	41:32.477	12.737	3.124	140.3	16	1:38.384	154.6
8	8	REPARTO CORSE RAM	ITA	Aurora Paleari	ITA		ITA	Ferrari 488 Challenge Evo	DIVISIO	2	23	41:32.920	13.180	0.443	140.3	23	1:39.510	152.8
9	32	ASR	ITA	Alex Beatovic	SRB		ITA	Lamborghini Super Trofeo EVO2	DIVISIO	5	22	41:49.620	1 Lap	1 Lap	133.3	15	1:42.579	148.3
10	76	CENTRI PORSCHE TICINO	ITA	Ivan Rostovskiy	CHE		ITA	Porsche Cayman GT4 718 RS	DIVISIO	1	20	42:12.863	3 Laps	2 Laps	120.1	6	1:46.103	143.3
11	28	PB RACING	ITA	Luca Zambello	ITA	Nicolò Meacci	ITA	Lotus Emira Cup	DIVISIO	2	20	42:45.150	3 Laps	32.287	118.6	5	1:45.571	144.1
12	17	PB RACING	ITA	Maurizio Accarino	ITA	Luigi Foresti	ITA	Lotus Emira Cup	DIVISIO	3	20	43:04.411	3 Laps	19.261	117.7	9	1:48.070	140.7
13	56	V-Action	ITA	Francesco Malvestiti	ITA	Miran Grcic	ITA	Lotus Emira Cup	DIVISIO	4	19	42:00.047	4 Laps	1 Lap	114.7	17	1:46.424	142.9
14	87	PB RACING	ITA	Andrea Carpenzano	ITA	Giovanni Grasso	ITA	Lotus Emira Cup	DIVISIO	5	19	42:11.428	4 Laps	11.381	114.1	9	1:48.961	139.6

Not classified: (Requirements: 75% of number laps of leader = 18 Laps)

39	ACME SPEEDWORKS	ITA	Robert Krayevsky	USA	Luigi Maselli	ITA	Lotus Emira Cup	DIVISIO	6	17	42:17.355	6 Laps	2 Laps	101.9	6	1:46.131	143.3
54	PB RACING	ITA	Alberto Naska	ITA	Suellio Almeida	CAN	Lotus Emira Cup	DIVISIO	7	12	27:24.347	11 Laps	5 Laps	111.0	10	1:47.966	140.9

Fastest lap Marzialetti - Marino in 1:36.775 at 157.2 Km/h in lap 6

DIVISIO NE B	12	MRNC12 RACING TEAM	ITA	Giammarco Marzialetti	ITA		ITA	Gerardo Marino	ITA			Ferrari 296 Challenge	6	1:36.775	157.2
DIVISIO NE A	6	GIUST PREPARAZIONI	ITA	Giovanni Brentan	ITA		ITA	Bruno Jarach	ITA			Lamborghini Huracan GT3	16	1:38.384	154.6
DIVISIO NE C	4	REPARTO CORSE RAM	ITA	Pablo Benites	ARG		PRY	Oscar Lien Bitar Benitez	PRY			Ferrari 488 Challenge Evo	15	1:38.484	154.4
DIVISIO NE D	28	PB RACING	ITA	Luca Zambello	ITA		ITA	Nicolò Meacci	ITA			Lotus Emira Cup	5	1:45.571	144.1

Published at:.....

Track Temp: **44.4 °C** Air Temp: **28.1 °C** Humidity: **50 %** Track Status: **DRY**

Race Director:

Fabrizio Fondacci

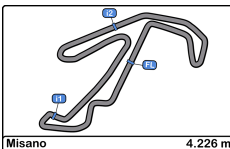
51425

Timekeeper:

Luis Garcia

JCR-2654-ESP/M





Misano
SuperSport GT
Race - 2
Provisional Results by Category



DIVISIONE B																		
Cls	N°	Entrant/Team	Nat	Driver 1	Nat	Driver 2	Nat	Vehicle	Cat	Cl	Laps	Total Time	Gap	Interval	Km/h	Best	Time	Km/h
1	106	POLLINI RACING	ITA	Matteo Pollini	ITA	Gioele Pollini	ITA	Lamborghini Super Trofeo EVO	DIVISIO	1	23	41:19.740			141.1	6	1:36.858	157.0
2	88	REPARTO CORSE RAM	ITA	Giorgio Bacco	ITA		ITA	Ferrari 296 Challenge	DIVISIO	2	23	41:21.330	1.590	1.590	141.0	3	1:36.801	157.1
3	252	XMOTORS	ITA	Filippo Fant	ITA	Alberto Frisoni	ITA	Lamborghini Super Trofeo EVO2	DIVISIO	3	23	41:23.955	4.215	2.625	140.8	22	1:37.439	156.1
4	12	MRNC12 RACING TEAM	ITA	Giammarco Marzioletti	ITA	Gerardo Marino	ITA	Ferrari 296 Challenge	DIVISIO	4	23	41:24.371	4.631	0.416	140.8	6	1:36.775	157.2
5	32	ASR	ITA	Alex Beatovic	SRB		SRB	Lamborghini Super Trofeo EVO2	DIVISIO	5	22	41:49.620	1 Lap	1 Lap	133.3	15	1:42.579	148.3

DIVISIONE A																		
Cls	N°	Entrant/Team	Nat	Driver 1	Nat	Driver 2	Nat	Vehicle	Cat	Cl	Laps	Total Time	Gap	Interval	Km/h	Best	Time	Km/h
1	2	GIUST PREPARAZIONI	ITA	Mirko Zanardini	ITA	Giuseppe Ghezzi	ITA	Lamborghini Huracan GT3	DIVISIO	1	23	41:28.712			140.5	21	1:39.156	153.4
2	6	GIUST PREPARAZIONI	ITA	Giovanni Brentan	ITA	Bruno Jarach	ITA	Lamborghini Huracan GT3	DIVISIO	2	23	41:32.477	3.765	3.765	140.3	16	1:38.384	154.6

DIVISIONE C																		
Cls	N°	Entrant/Team	Nat	Driver 1	Nat	Driver 2	Nat	Vehicle	Cat	Cl	Laps	Total Time	Gap	Interval	Km/h	Best	Time	Km/h
1	4	REPARTO CORSE RAM	ITA	Pablo Benites	ARG	Oscar Lien Bitar Benitez	URY	Ferrari 488 Challenge Evo	DIVISIO	1	23	41:29.353			140.5	15	1:38.484	154.4
2	8	REPARTO CORSE RAM	ITA	Aurora Paleari	ITA		ITA	Ferrari 488 Challenge Evo	DIVISIO	2	23	41:32.920	3.567	3.567	140.3	23	1:39.510	152.8

DIVISIONE D																		
Cls	N°	Entrant/Team	Nat	Driver 1	Nat	Driver 2	Nat	Vehicle	Cat	Cl	Laps	Total Time	Gap	Interval	Km/h	Best	Time	Km/h
1	76	CENTRI PORSCHE TICINO	ITA	Ivan Rostovskiy	CHE		CHE	Porsche Cayman GT4 718 RS	DIVISIO	1	20	42:12.863			120.1	6	1:46.103	143.3
2	28	PB RACING	ITA	Luca Zambello	ITA	Nicolò Meacci	ITA	Lotus Emira Cup	DIVISIO	2	20	42:45.150	32.287	32.287	118.6	5	1:45.571	144.1
3	17	PB RACING	ITA	Maurizio Accarino	ITA	Luigi Foresti	ITA	Lotus Emira Cup	DIVISIO	3	20	43:04.411	51.548	19.261	117.7	9	1:48.070	140.7
4	56	V-Action	ITA	Francesco Malvestiti	ITA	Miran Grcic	ITA	Lotus Emira Cup	DIVISIO	4	19	42:00.047	1 Lap	1 Lap	114.7	17	1:46.424	142.9
5	87	PB RACING	ITA	Andrea Carpenzano	ITA	Giovanni Grasso	ITA	Lotus Emira Cup	DIVISIO	5	19	42:11.428	1 Lap		114.1	9	1:48.961	139.6
Not classified: (Requirements: 75% of number laps of leader = 18 Laps)																		
	39	ACME SPEEDWORKS	ITA	Robert Krayevsky	USA	Luigi Maselli	ITA	Lotus Emira Cup	DIVISIO	6	17	42:17.355	3 Laps	2 Laps	101.9	6	1:46.131	143.3
	54	PB RACING	ITA	Alberto Naska	ITA	Suellio Almeida	CAN	Lotus Emira Cup	DIVISIO	7	12	27:24.347	8 Laps	5 Laps	111.0	10	1:47.966	140.9

Fastest lap Marzioletti - Marino in 1:36.775 at 157.2 Km/h in lap 6

Published at:.....

Track Temp: 44.4 °C Air Temp: 28.1 °C Humidity: 50 % Track Status: DRY

Race Director:

Fabrizio Fondacci

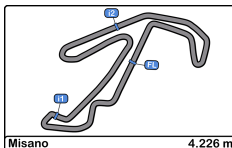
51425

Timekeeper:

Luis Garcia

JCR-2654-ESP/M





Misano SuperSport GT

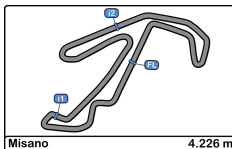
Race - 2



Provisional Classification by Driver Fastest Lap

Clas	N°	Entrant/Team	Nat	Vehicle	Driver	Nat	Cat	Clas	Laps	Best	Time	Gap	Interval	Km/h
1	12	MRNC12 RACING TEAM	ITA	Ferrari 296 Challenge	Gerardo Marino	ITA	DIVISIO	1	12	6	1:36.775			157.2
2	88	REPARTO CORSE RAM	ITA	Ferrari 296 Challenge	Giorgio Bacco	ITA	DIVISIO	2	23	3	1:36.801	0.026	0.026	157.1
3	106	POLLINI RACING	ITA	Lamborghini Super Trofeo EVO	Gioele Pollini	ITA	DIVISIO	3	13	6	1:36.858	0.083	0.057	157.0
4	252	XMOTORS	ITA	Lamborghini Super Trofeo EVO2	Filippo Fant	ITA	DIVISIO	4	11	10	1:37.439	0.664	0.581	156.1
5	6	GIUST PREPARAZIONI	ITA	Lamborghini Huracan GT3	Bruno Jarach	ITA	DIVISIO	1	11	4	1:38.384	1.609	0.945	154.6
6	4	REPARTO CORSE RAM	ITA	Ferrari 488 Challenge Evo	Pablo Benites	ARG	DIVISIO	1	11	3	1:38.484	1.709	0.100	154.4
7	106	POLLINI RACING	ITA	Lamborghini Super Trofeo EVO	Matteo Pollini	ITA	DIVISIO	5	10	8	1:38.563	1.788	0.079	154.3
8	12	MRNC12 RACING TEAM	ITA	Ferrari 296 Challenge	Giammarco Marzialetti	ITA	DIVISIO	6	11	9	1:38.673	1.898	0.110	154.1
9	6	GIUST PREPARAZIONI	ITA	Lamborghini Huracan GT3	Giovanni Brentan	ITA	DIVISIO	2	12	5	1:38.793	2.018	0.120	153.9
10	4	REPARTO CORSE RAM	ITA	Ferrari 488 Challenge Evo	Oscar Lien Bitar Benitez	PRY	DIVISIO	2	12	7	1:38.944	2.169	0.151	153.7
11	252	XMOTORS	ITA	Lamborghini Super Trofeo EVO2	Alberto Frisoni	ITA	DIVISIO	7	12	3	1:39.143	2.368	0.199	153.4
12	2	GIUST PREPARAZIONI	ITA	Lamborghini Huracan GT3	Mirko Zanardini	ITA	DIVISIO	3	10	8	1:39.156	2.381	0.013	153.4
13	2	GIUST PREPARAZIONI	ITA	Lamborghini Huracan GT3	Giuseppe Ghezzi	ITA	DIVISIO	4	13	3	1:39.158	2.383	0.002	153.4
14	8	REPARTO CORSE RAM	ITA	Ferrari 488 Challenge Evo	Paleari Aurora	ITA	DIVISIO	3	23	23	1:39.510	2.735	0.352	152.8
15	32	ASR	ITA	Lamborghini Super Trofeo EVO2	Beatovic Alex	SRB	DIVISIO	8	22	15	1:42.579	5.804	3.069	148.3
16	28	PB RACING	ITA	Lotus Emira Cup	Nicolò Meacci	ITA	DIVISIO	1	11	5	1:45.571	8.796	2.992	144.1
17	76	CENTRI PORSCHE TICINO	ITA	Porsche Cayman GT4 718 RS Clubsport	Ivan Rostovskiy	CHE	DIVISIO	2	20	6	1:46.103	9.328	0.532	143.3
18	39	ACME SPEEDWORKS	ITA	Lotus Emira Cup	Luigi Maselli	ITA	DIVISIO	3	11	6	1:46.131	9.356	0.028	143.3
19	56	V-Action	ITA	Lotus Emira Cup	Francesco Malvestiti	ITA	DIVISIO	4	10	8	1:46.424	9.649	0.293	142.9
20	39	ACME SPEEDWORKS	ITA	Lotus Emira Cup	Robert Krayevsky	USA	DIVISIO	5	6	5	1:46.935	10.160	0.511	142.2
21	54	PB RACING	ITA	Lotus Emira Cup	Suellio Almeida	CAN	DIVISIO	6	10	10	1:47.966	11.191	1.031	140.9
22	17	PB RACING	ITA	Lotus Emira Cup	Luigi Foresti	ITA	DIVISIO	7	11	9	1:48.070	11.295	0.104	140.7
23	17	PB RACING	ITA	Lotus Emira Cup	Maurizio Accarino	ITA	DIVISIO	8	9	6	1:48.273	11.498	0.203	140.5
24	87	PB RACING	ITA	Lotus Emira Cup	Giovanni Grasso	ITA	DIVISIO	9	11	9	1:48.961	12.186	0.688	139.6
25	87	PB RACING	ITA	Lotus Emira Cup	Andrea Carpenzano	ITA	DIVISIO	10	8	7	1:50.050	13.275	1.089	138.2
26	28	PB RACING	ITA	Lotus Emira Cup	Luca Zambello	ITA	DIVISIO	11	9	7	1:50.598	13.823	0.548	137.5
27	56	V-Action	ITA	Lotus Emira Cup	Miran Grcic	ITA	DIVISIO	12	9	5	1:53.237	16.462	2.639	134.3
28	54	PB RACING	ITA	Lotus Emira Cup	Alberto Naska	ITA	DIVISIO	13	2	2	2:09.139	32.364	15.902	117.8





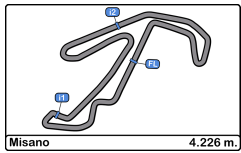
Misano
SuperSport GT
Race - 2
Distance and Speed Average



Misano 4.226 m.

Cls	N°	Entrant/Team	Nat	Driver 1	Nat	Driver 2	Nat	Vehicle	Cat	Cls	Laps	Distance	Total Time	Km/h
1	106	POLLINI RACING	ITA	Matteo Pollini	ITA	Gioele Pollini	ITA	Lamborghini Super Trofeo EVO	DIVISIO	1	23	97.19	41:19.740	141.1
2	88	REPARTO CORSE RAM	ITA	Giorgio Bacco	ITA		ITA	Ferrari 296 Challenge	DIVISIO	2	23	97.19	41:21.330	141.0
3	252	XMOTORS	ITA	Filippo Fant	ITA	Alberto Frisoni	ITA	Lamborghini Super Trofeo EVO2	DIVISIO	3	23	97.19	41:23.955	140.8
4	12	MRNC12 RACING TEAM	ITA	Giammarco Marzialetti	ITA	Gerardo Marino	ITA	Ferrari 296 Challenge	DIVISIO	4	23	97.19	41:24.371	140.8
5	2	GIUST PREPARAZIONI	ITA	Mirko Zanardini	ITA	Giuseppe Ghezzi	ITA	Lamborghini Huracan GT3	DIVISIO	1	23	97.19	41:28.712	140.5
6	4	REPARTO CORSE RAM	ITA	Pablo Benites	ARG	Oscar Lien Bitar Benitez	PRY	Ferrari 488 Challenge Evo	DIVISIO	1	23	97.19	41:29.353	140.5
7	6	GIUST PREPARAZIONI	ITA	Giovanni Brentan	ITA	Bruno Jarach	ITA	Lamborghini Huracan GT3	DIVISIO	2	23	97.19	41:32.477	140.3
8	8	REPARTO CORSE RAM	ITA	Aurora Paleari	ITA		ITA	Ferrari 488 Challenge Evo	DIVISIO	2	23	97.19	41:32.920	140.3
9	32	ASR	ITA	Alex Beatovic	SRB		SRB	Lamborghini Super Trofeo EVO2	DIVISIO	5	22	92.97	41:49.620	133.3
10	76	CENTRI PORSCHE TICINO	ITA	Ivan Rostovskiy	CHE		CHE	Porsche Cayman GT4 718 RS Clu	DIVISIO	1	20	84.52	42:12.863	120.1
11	28	PB RACING	ITA	Luca Zambello	ITA	Nicolò Meacci	ITA	Lotus Emira Cup	DIVISIO	2	20	84.52	42:45.150	118.6
12	17	PB RACING	ITA	Maurizio Accarino	ITA	Luigi Foresti	ITA	Lotus Emira Cup	DIVISIO	3	20	84.52	43:04.411	117.7
13	56	V-Action	ITA	Francesco Malvestiti	ITA	Miran Grcic	ITA	Lotus Emira Cup	DIVISIO	4	19	80.29	42:00.047	114.7
14	87	PB RACING	ITA	Andrea Carpenzano	ITA	Giovanni Grasso	ITA	Lotus Emira Cup	DIVISIO	5	19	80.29	42:11.428	114.1
Not classified: (Requirements: 75% of number laps of leader = 18 Laps)														
	39	ACME SPEEDWORKS	ITA	Robert Krayevsky	USA	Luigi Maselli	ITA	Lotus Emira Cup	DIVISIO	6	17	71.84	42:17.355	101.9
	54	PB RACING	ITA	Alberto Naska	ITA	Suellio Almeida	CAN	Lotus Emira Cup	DIVISIO	7	12	50.71	27:24.347	111.0





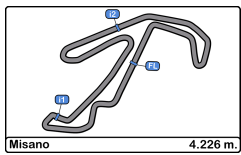
Misano
SuperSport GT
Race - 2
Lap Analysis



2							6						
Mirko Zanardini							Lamborghini Huracan GT3						
Giuseppe Ghezzi							GIUST PREPARAZIONI						
DIVISIONE	Time	Sector 1	Sector 2	Sector 3	T. Spd	Elapsed	DIVISIONE	Time	Sector 1	Sector 2	Sector 3	T. Spd	Elapsed
1 2	1:48.813	34.296	38.178	36.339	219.5	1:48.813	1 1	1:55.430	37.863	40.363	37.204	216.0	1:55.430
2 2	1:39.162	26.656	37.026	35.480	222.6	3:27.975	2 1	1:45.324	28.180	38.932	38.212	216.8	3:40.754
3 2	1:39.158	26.546	36.927	35.685	222.6	5:07.133	3 1	1:40.514	26.675	37.659	36.180	218.1	5:21.268
4 2	1:40.162	26.722	37.468	35.972	221.3	6:47.295	4 1	1:38.981	26.493	37.032	35.456	219.0	7:00.249
5 2	1:39.301	26.611	36.849	35.841	223.6	8:26.596	5 1	1:38.793	26.161	36.867	35.765	219.5	8:39.042
6 2	1:39.452	26.732	37.139	35.581	220.8	10:06.048	6 1	1:39.257	26.482	36.988	35.787	219.0	10:18.299
7 2	1:39.788	26.577	37.199	36.012	222.2	11:45.836	7 1	1:39.217	26.240	36.858	36.119	218.6	11:57.516
8 2	1:39.854	27.018	37.450	35.386	220.4	13:25.690	8 1	1:39.411	26.521	36.776	36.114	219.5	13:36.927
9 2	1:39.700	26.598	36.837	36.265	221.3	15:05.390	9 1	1:39.085	26.556	36.871	35.658	219.5	15:16.012
10 2	1:39.894	26.490	37.640	35.764	219.5	16:45.284	10 1	1:41.165	26.215	36.606	38.344	220.4	16:57.177
11 2	1:41.886	26.369	37.009	38.508	221.3	18:27.170	11 1	1:39.735	26.412	37.082	36.241	219.5	18:36.912
12 2	1:39.636	26.358	36.867	36.411	222.2	20:06.806	12 1	1:42.542	26.595	36.967	38.980	220.8	20:19.454
13 2	3:10.109 P	26.734	37.023	2:06.352	224.0	23:16.915	13 2	3:19.122 P	26.556	37.227	2:15.339	218.1	23:38.576
14 1	1:55.293	42.347	37.534	35.412	220.4	25:12.208	14 2	1:55.633	42.706	37.226	35.701	219.0	25:34.209
15 1	1:39.248	26.426	37.078	35.744	222.2	26:51.456	15 2	1:39.380	26.552	36.948	35.880	219.5	27:13.589
16 1	1:40.465	26.388	37.216	36.861	221.7	28:31.921	16 2	1:38.384	26.137	36.746	35.501	219.5	28:51.973
17 1	1:55.121	28.407	37.213	49.501	221.3	30:27.042	17 2	1:38.850	25.874	36.528	36.448	219.0	30:30.823
18 1	2:11.750	29.429	41.358	1:00.963	143.0	32:38.792	18 2	2:09.372	29.388	42.017	57.967	187.8	32:40.195
19 1	2:09.008	35.527	50.724	42.757	149.7	34:47.800	19 2	2:09.218	36.299	50.441	42.478	142.4	34:49.413
20 1	1:42.356	28.933	38.192	35.231	222.2	36:30.156	20 2	1:42.444	28.564	38.049	35.831	219.5	36:31.857
21 1	1:39.156	26.694	37.006	35.456	222.2	38:09.312	21 2	1:38.830	26.519	36.354	35.957	222.6	38:10.687
22 1	1:39.603	26.555	37.305	35.743	221.3	39:48.915	22 2	1:38.949	26.291	36.918	35.740	220.4	39:49.636
23 1	1:39.797	26.836	37.279	35.682	223.6	41:28.712	23 2	1:42.841	27.528	38.703	36.610	218.6	41:32.477

4							8						
Pablo Benites							Ferrari 488 Challenge Evo						
Oscar Lien Bitar Benitez							REPARTO CORSE RAM						
DIVISIONE	Time	Sector 1	Sector 2	Sector 3	T. Spd	Elapsed	DIVISIONE	Time	Sector 1	Sector 2	Sector 3	T. Spd	Elapsed
1 2	1:49.408	34.783	38.487	36.138	215.1	1:49.408	1	1:50.223	35.125	38.663	36.435	219.0	1:50.223
2 2	1:39.885	26.642	37.550	35.693	214.7	3:29.293	2	1:40.060	26.657	37.556	35.847	217.7	3:30.283
3 2	1:39.910	26.549	37.522	35.839	214.7	5:09.203	3	1:39.845	26.600	37.459	35.786	217.7	5:10.128
4 2	1:40.036	26.335	37.640	36.061	214.7	6:49.239	4	1:40.144	26.858	37.319	35.967	218.1	6:50.272
5 2	1:39.395	26.232	37.415	35.748	214.2	8:28.634	5	1:39.933	26.757	37.249	35.927	219.5	8:30.205
6 2	1:39.525	26.226	37.593	35.706	214.7	10:08.159	6	1:39.634	26.492	37.264	35.878	218.6	10:09.839
7 2	1:38.944	26.068	37.274	35.602	214.2	11:47.103	7	1:40.340	26.875	37.419	36.046	218.1	11:50.179
8 2	1:39.741	26.277	37.870	35.594	214.2	13:26.844	8	1:40.532	26.629	37.487	36.416	217.7	13:30.711
9 2	1:39.926	26.197	37.643	36.086	215.1	15:06.770	9	1:40.370	26.639	37.701	36.030	217.3	15:11.081
10 2	1:40.063	26.227	37.654	36.182	215.1	16:46.833	10	1:39.866	26.867	37.113	35.886	218.1	16:50.947
11 2	1:41.561	26.904	37.419	37.238	214.7	18:28.394	11	1:39.732	26.542	37.365	35.825	218.1	18:30.679
12 2	1:42.078	28.448	37.615	36.015	215.1	20:10.472	12	3:24.830 P	27.070	37.862	2:19.898	218.1	21:55.509
13 1	3:23.073 P	26.247	37.593	2:19.233	215.1	23:33.545	13	1:58.701	44.265	38.409	36.027	216.4	23:54.210
14 1	1:57.622	44.117	37.893	35.612	212.5	25:31.167	14	1:41.153	27.415	37.475	36.263	219.9	25:35.363
15 1	1:38.484	26.059	36.892	35.533	213.8	27:09.651	15	1:40.077	27.105	37.167	35.805	217.7	27:15.440
16 1	1:39.364	26.150	37.613	35.601	212.1	28:49.015	16	1:40.248	26.760	37.513	35.975	217.7	28:55.688
17 1	1:42.605	26.131	37.809	38.665	214.2	30:31.620	17	1:53.629	26.529	39.271	47.829	177.6	30:49.317
18 1	2:09.193	29.325	42.655	57.213	154.2	32:40.813	18	1:52.235	30.641	40.224	41.370	217.7	32:41.552
19 1	2:08.754	36.364	50.570	41.820	137.7	34:49.567	19	2:08.760	36.369	50.174	42.217	126.7	34:50.312
20 1	1:41.263	27.941	37.808	35.514	213.8	36:30.830	20	1:43.280	28.198	38.930	36.152	216.4	36:33.592
21 1	1:39.135	26.465	37.185	35.485	213.8	38:09.965	21	1:40.137	26.645	37.584	35.908	219.5	38:13.729
22 1	1:40.010	26.540	37.904	35.566	214.2	39:49.975	22	1:39.681	26.516	37.367	35.798	219.9	39:53.410
23 1	1:39.378	26.659	37.224	35.495	213.4	41:29.353	23	1:39.510	26.564	37.126	35.820	219.9	41:32.920





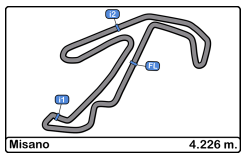
Misano
SuperSport GT
Race - 2
Lap Analysis



12							28								
Giammarco Marzialetti							Luca Zambello								
Ferrari 296 Challenge							Lotus Emira Cup								
DIVISIONE Gerardo Marino							DIVISIONE Nicolò Meacci								
MRNC12 RACING TEAM							PB RACING								
Lap	D	Time	Sector 1	Sector 2	Sector 3	T. Spd	Elapsed	Lap	D	Time	Sector 1	Sector 2	Sector 3	T. Spd	Elapsed
1	2	1:44.839	32.459	37.390	34.990	222.2	1:44.839	1	2	1:56.802	36.966	41.303	38.533	197.0	1:56.802
2	2	1:37.516	26.075	36.371	35.070	223.6	3:22.355	2	2	1:46.415	27.841	40.603	37.971	193.5	3:43.217
3	2	1:37.332	25.905	36.349	35.078	224.5	4:59.687	3	2	1:45.935	27.938	40.053	37.944	194.5	5:29.152
4	2	1:37.071	26.062	36.262	34.747	225.4	6:36.758	4	2	1:45.647	27.617	39.995	38.035	194.5	7:14.799
5	2	1:37.224	25.754	36.427	35.043	225.0	8:13.982	5	2	1:45.571	27.735	39.839	37.997	194.2	9:00.370
6	2	1:36.775	25.845	36.211	34.719	224.0	9:50.757	6	2	1:45.983	27.730	40.031	38.222	194.9	10:46.353
7	2	1:37.052	25.929	36.215	34.908	224.5	11:27.809	7	2	1:45.887	27.725	40.135	38.027	194.5	12:32.240
8	2	1:37.327	25.873	36.401	35.053	224.0	13:05.136	8	2	1:46.270	27.768	40.191	38.311	193.8	14:18.510
9	2	1:38.666	27.026	36.596	35.044	225.0	14:43.802	9	2	1:45.915	27.645	40.183	38.087	195.2	16:04.425
10	2	1:37.714	25.927	36.376	35.411	224.5	16:21.516	10	2	1:45.899	27.840	39.990	38.069	193.8	17:50.324
11	2	1:37.602	26.146	36.545	34.911	225.0	17:59.118	11	2	1:45.979	27.935	39.808	38.236	195.2	19:36.303
12	2	3:21.624 P	25.958	36.433	2:19.233	225.0	21:20.742	12	1	7:03.668 P	28.157	40.174	5:55.337	195.2	26:39.971
13	1	1:55.637	42.666	37.597	35.374	222.2	23:16.379	13	1	2:50.952	53.980	1:14.533	42.439	184.9	29:30.923
14	1	1:39.845	27.178	36.903	35.764	222.6	24:56.224	14	1	2:01.532	32.969	43.839	44.724	166.6	31:32.455
15	1	1:40.482	27.344	37.218	35.920	222.6	26:36.706	15	1	1:54.316	30.081	42.284	41.951	196.0	33:26.771
16	1	1:39.669	26.813	37.194	35.662	223.1	28:16.375	16	1	1:53.243	29.971	42.105	41.167	195.6	35:20.014
17	1	1:39.328	26.502	37.547	35.279	224.0	29:55.703	17	1	1:51.876	29.236	41.384	41.256	196.0	37:11.890
18	1	2:40.214	28.853	1:05.847	1:05.514	106.4	32:35.917	18	1	1:50.598	28.928	41.329	40.341	196.3	39:02.488
19	1	2:09.785	35.327	50.456	44.002	164.8	34:45.702	19	1	1:51.527	29.414	41.135	40.978	197.4	40:54.015
20	1	1:39.327	27.644	36.730	34.953	225.4	36:25.029	20	1	1:51.135	29.699	41.132	40.304	195.2	42:45.150
21	1	1:38.673	26.508	36.955	35.210	224.0	38:03.702								
22	1	1:40.067	26.518	37.522	36.027	225.9	39:43.769								
23	1	1:40.602	26.787	36.875	36.940	225.0	41:24.371								

17							32								
Maurizio Accarino							Alex Beatovic								
Lotus Emira Cup							Lamborghini Super Trofeo EVO2								
DIVISIONE Luigi Foresti							DIVISIONE ASR								
PB RACING							ASR								
Lap	D	Time	Sector 1	Sector 2	Sector 3	T. Spd	Elapsed	Lap	D	Time	Sector 1	Sector 2	Sector 3	T. Spd	Elapsed
1	2	2:03.820	40.358	42.611	40.851	190.8	2:03.820	1		1:54.923	36.335	40.127	38.461	218.1	1:54.923
2	2	1:50.712	29.239	41.598	39.875	189.8	3:54.532	2		1:47.508	28.381	40.819	38.308	216.8	3:42.431
3	2	1:51.699	29.332	41.502	40.865	190.8	5:46.231	3		1:44.866	28.031	39.042	37.793	219.0	5:27.297
4	2	1:49.563	29.141	41.139	39.283	191.1	7:35.794	4		1:44.800	28.075	38.811	37.914	219.9	7:12.097
5	2	1:48.715	28.451	40.878	39.386	189.8	9:24.509	5		1:44.439	28.054	38.782	37.603	221.3	8:56.536
6	2	1:48.159	28.213	40.595	39.351	189.8	11:12.668	6		1:53.645	34.287	42.324	37.034	218.6	10:50.181
7	2	1:48.606	28.405	40.814	39.387	190.4	13:01.274	7		1:43.545	27.393	38.503	37.649	221.7	12:33.726
8	2	1:48.580	28.218	40.812	39.550	190.8	14:49.854	8		1:43.413	27.554	38.599	37.260	219.0	14:17.139
9	2	1:48.159	28.213	40.595	39.351	189.8	11:12.668	9		1:43.588	27.707	38.365	37.516	219.9	16:00.727
10	2	1:48.606	28.405	40.814	39.387	190.4	13:01.274	10		1:42.936	27.782	38.138	37.016	225.4	17:43.663
11	2	1:48.580	28.218	40.812	39.550	190.8	14:49.854	11		1:43.189	27.774	38.385	37.030	219.0	19:26.852
12	2	1:48.070	28.686	40.564	38.820	189.4	16:37.924	12		3:20.172 P	27.868	38.470	2:13.834	224.5	22:47.024
13	2	1:49.748	27.967	41.402	40.379	188.1	18:27.672	13		2:01.006	44.862	39.263	36.881	218.6	24:48.030
14	2	2:14.704 P	29.702	41.104	1:03.898	192.8	20:42.376	14		1:44.038	28.014	38.638	37.386	216.8	26:32.068
15	1	6:58.709	5:38.518	41.357	38.834	192.8	27:41.085	15		1:42.579	27.795	37.962	36.822	220.8	28:14.647
16	1	1:56.820	32.938	45.029	38.853	190.8	29:37.905	16		1:49.851	27.793	40.217	41.841	215.5	30:04.498
17	1	2:21.892	43.001	50.307	48.584	164.6	31:59.797	17		2:32.728	32.432	54.576	1:05.720	102.0	32:37.226
18	1	1:59.466	31.325	45.216	42.925	186.5	33:59.263	18		2:09.765	35.803	49.812	44.150	152.5	34:46.991
19	1	1:49.426	30.822	40.332	38.272	193.2	35:48.689	19		1:48.624	29.237	41.285	38.102	216.8	36:35.615
20	1	1:48.273	27.978	41.435	38.860	192.1	37:36.962	20		1:43.810	27.906	38.669	37.235	221.7	38:19.425
21	1	1:48.693	28.289	41.054	39.350	190.8	39:25.655	21		1:44.709	28.662	38.580	37.467	219.5	40:04.134
22	1	1:48.372	28.533	40.910	38.929	193.5	41:14.027	22		1:45.486	28.152	38.981	38.353	221.7	41:49.620
23	1	1:50.384	29.009	41.445	39.930	192.1	43:04.411								





Misano
SuperSport GT
Race - 2
Lap Analysis



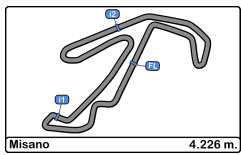
39 Robert Krayevsky Lotus Emira Cup **56** Francesco Malvestiti Lotus Emira Cup

DIVISIONE Luigi Maselli ACME SPEEDWORKS							DIVISIONE Miran Grcic V-Action								
Lap	D	Time	Sector 1	Sector 2	Sector 3	T. Spd	Elapsed	Lap	D	Time	Sector 1	Sector 2	Sector 3	T. Spd	Elapsed
1	2	1:57.643	37.561	41.828	38.254	198.8	1:57.643	1	2	2:07.161	41.275	43.860	42.026	190.1	2:07.161
2	2	1:47.140	28.110	40.794	38.236	194.5	3:44.783	2	2	1:55.215	30.166	43.197	41.852	189.1	4:02.376
3	2	2:11.850	52.486	41.425	37.939	197.4	5:56.633	3	2	1:53.647	29.896	42.683	41.068	189.1	5:56.023
4	2	1:46.379	28.485	40.200	37.694	197.4	7:43.012	4	2	1:54.523	30.195	42.895	41.433	186.5	7:50.546
5	2	1:47.211	27.764	41.379	38.068	195.2	9:30.223	5	2	1:53.237	29.269	42.232	41.736	189.8	9:43.783
6	2	1:46.131	27.835	40.301	37.995	196.0	11:16.354	6	2	1:54.526	29.440	43.175	41.911	189.1	11:38.309
7	2	1:46.700	27.831	40.232	38.637	193.5	13:03.054	7	2	1:58.516	29.444	45.857	43.215	191.8	13:36.825
8	2	1:48.526	29.756	40.891	37.879	197.0	14:51.580	8	2	1:54.118	29.545	43.207	41.366	188.4	15:30.943
9	2	1:46.802	27.783	40.154	38.865	197.4	16:38.382	9	2	1:53.838	29.288	42.612	41.938	187.8	17:24.781
10	2	1:50.206	28.103	40.798	41.305	193.2	18:28.588	10	1	7:11.414 P	29.337	42.005	6:00.072	190.1	24:36.195
11	2	1:51.011	29.760	40.306	40.945	197.4	20:19.599	11	1	2:09.014	48.563	41.834	38.617	192.1	26:45.209
12	1	6:56.597 P	27.913	40.534	5:48.150	196.0	27:16.196	12	1	1:48.498	28.003	40.214	40.281	191.4	28:33.707
13	1	7:32.658 P	57.309	1:08.497	5:26.852	101.3	34:48.854	13	1	1:55.784	27.899	40.353	47.532	191.8	30:29.491
14	1	2:05.849	45.970	41.244	38.635	201.1	36:54.703	14	1	2:09.915	29.765	42.372	57.778	187.8	32:39.406
15	1	1:48.142	28.684	40.588	38.870	198.1	38:42.845	15	1	2:09.365	35.750	50.706	42.909	134.8	34:48.771
16	1	1:46.935	28.197	40.347	38.391	199.6	40:29.780	16	1	1:48.383	28.490	41.703	38.190	192.5	36:37.154
17	1	1:47.575	28.143	40.762	38.670	199.2	42:17.355	17	1	1:46.424	27.730	40.394	38.300	192.5	38:23.578
								18	1	1:46.466	27.726	40.594	38.146	192.1	40:10.044
								19	1	1:50.003	27.541	40.388	42.074	192.1	42:00.047

54 Alberto Naska Lotus Emira Cup **76** Ivan Rostovskiy Porsche Cayman GT4 718 RS Clubsport

DIVISIONE Suellio Almeida PB RACING							DIVISIONE CENTRI PORSCHE TICINO								
Lap	D	Time	Sector 1	Sector 2	Sector 3	T. Spd	Elapsed	Lap	D	Time	Sector 1	Sector 2	Sector 3	T. Spd	Elapsed
1	2	1:59.414	37.105	42.818	39.491	191.8	1:59.414	1	2	2:01.697	40.037	41.705	39.955	195.2	2:01.697
2	2	1:48.861	28.382	41.284	39.195	187.5	3:48.275	2	2	1:49.141	29.564	40.511	39.066	200.3	3:50.838
3	2	1:48.131	28.355	40.935	38.841	190.4	5:36.406	3	2	1:49.065	29.450	40.258	39.357	201.1	5:39.903
4	2	1:48.012	28.154	40.779	39.079	190.8	7:24.418	4	2	1:48.485	29.226	40.686	38.573	201.1	7:28.388
5	2	1:48.497	28.386	41.133	38.978	189.8	9:12.915	5	2	1:47.591	28.752	39.758	39.081	202.6	9:15.979
6	2	1:48.205	28.384	40.778	39.043	189.4	11:01.120	6	2	1:46.103	28.367	39.486	38.250	201.4	11:02.082
7	2	1:48.872	28.427	41.574	38.871	190.1	12:49.992	7	2	1:47.080	28.361	40.264	38.455	201.4	12:49.162
8	2	1:48.328	28.790	40.868	38.670	190.1	14:38.320	8	2	1:47.503	29.214	39.952	38.337	201.1	14:36.665
9	2	1:49.396	27.962	41.536	39.898	190.8	16:27.716	9	2	1:48.312	28.443	40.085	39.784	200.3	16:24.977
10	2	1:47.966	28.106	40.741	39.119	190.4	18:15.682	10	2	1:48.350	29.666	40.235	38.449	200.3	18:13.327
11	1	6:59.526 P	28.134	41.132	5:50.260	189.8	25:15.208	11	2	1:47.121	29.017	39.624	38.480	201.8	20:00.448
12	1	2:09.139	47.991	41.953	39.195	189.8	27:24.347	12	2	7:01.837 P	28.432	40.266	5:53.139	200.3	27:02.285
								13	2	2:06.117	44.259	42.192	39.666	199.6	29:08.402
								14	2	2:00.380	29.356	46.034	44.990	195.2	31:08.782
								15	2	1:56.774	32.544	42.163	42.067	199.6	33:05.556
								16	2	1:50.877	29.845	40.998	40.034	199.6	34:56.433
								17	2	1:49.858	29.780	40.791	39.287	200.0	36:46.291
								18	2	1:48.800	29.107	40.516	39.177	200.7	38:35.091
								19	2	1:49.396	28.951	40.549	39.896	201.8	40:24.487
								20	2	1:48.376	29.236	40.290	38.850	201.8	42:12.863





Misano
SuperSport GT
Race - 2
Lap Analysis



87

Andrea Carpenzano

Lotus Emira Cup **106**

Matteo Pollini

Lamborghini Super Trofeo EVO

DIVISIONE

Giovanni Grasso

PB RACING

DIVISIONE

Gioele Pollini

POLLINI RACING

Lap	D	Time	Sector 1	Sector 2	Sector 3	T. Spd	Elapsed	Lap	D	Time	Sector 1	Sector 2	Sector 3	T. Spd	Elapsed
1	2	2:00.202	38.867	41.869	39.466	191.8	2:00.202	1	2	1:43.737	31.716	36.829	35.192	221.3	1:43.737
2	2	1:49.586	28.444	41.682	39.460	187.8	3:49.788	2	2	1:38.148	26.238	36.818	35.092	220.8	3:21.885
3	2	1:49.762	28.441	41.652	39.669	188.4	5:39.550	3	2	1:37.183	25.891	36.565	34.727	221.3	4:59.068
4	2	1:50.508	28.554	42.246	39.708	189.1	7:30.058	4	2	1:37.074	25.921	36.409	34.744	221.7	6:36.142
5	2	1:49.306	28.225	41.267	39.814	187.8	9:19.364	5	2	1:37.062	25.924	36.396	34.742	221.7	8:13.204
6	2	1:49.224	28.128	41.556	39.540	189.1	11:08.588	6	2	1:36.858	25.871	36.219	34.768	221.7	9:50.062
7	2	1:49.501	28.081	41.850	39.570	189.1	12:58.089	7	2	1:37.133	25.901	36.613	34.619	221.7	11:27.195
8	2	1:49.785	28.265	41.469	40.051	188.4	14:47.874	8	2	1:37.521	26.147	36.632	34.742	222.2	13:04.716
9	2	1:48.961	28.376	41.222	39.363	188.8	16:36.835	9	2	1:38.450	26.915	36.631	34.904	220.8	14:43.166
10	2	1:50.210	28.151	41.761	40.298	188.1	18:27.045	10	2	1:37.866	26.036	36.605	35.225	221.3	16:21.032
11	2	2:11.833 P	29.416	41.682	1:00.735	186.8	20:38.878	11	2	1:37.431	26.081	36.499	34.851	220.8	17:58.463
12	1	7:17.280	5:53.555	43.020	40.705	191.1	27:56.158	12	2	1:37.760	26.049	36.490	35.221	222.6	19:36.223
13	1	1:53.216	29.288	42.710	41.218	191.1	29:49.374	13	2	1:48.939 P	26.318	36.582	46.039	221.7	21:25.162
14	1	2:45.683	33.817	1:06.161	1:05.705	100.6	32:35.057	14	1	3:17.726	2:04.676	37.421	35.629	219.9	24:42.888
15	1	2:10.490	34.980	50.815	44.695	150.4	34:45.547	15	1	1:39.498	26.890	37.055	35.553	220.8	26:22.386
16	1	1:54.034	29.710	43.670	40.654	184.6	36:39.581	16	1	1:38.978	26.478	37.072	35.428	220.8	28:01.364
17	1	1:50.100	28.682	41.532	39.886	189.1	38:29.681	17	1	1:39.480	26.633	37.352	35.495	220.8	29:40.844
18	1	1:50.050	28.904	41.129	40.017	190.1	40:19.731	18	1	2:53.095	40.722	1:06.965	1:05.408	94.2	32:33.939
19	1	1:51.697	29.765	41.622	40.310	190.8	42:11.428	19	1	2:10.466	35.518	50.881	44.067	143.4	34:44.405

88

Giorgio Bacco

Ferrari 296 Challenge

20

Filippo Fant

Lamborghini Super Trofeo EVO2

DIVISIONE

REPARTO CORSE RAM

Lap	D	Time	Sector 1	Sector 2	Sector 3	T. Spd	Elapsed	Lap	D	Time	Sector 1	Sector 2	Sector 3	T. Spd	Elapsed
1		1:45.839	33.464	37.284	35.091	225.9	1:45.839	20	1	1:39.159	26.811	36.749	35.599	221.3	36:23.564
2		1:38.528	26.203	37.078	35.247	226.8	3:24.367	21	1	1:38.563	26.588	36.836	35.139	220.8	38:02.127
3		1:36.801	25.973	36.140	34.688	225.9	5:01.168	22	1	1:38.700	26.429	36.683	35.588	221.7	39:40.827
4		1:37.427	25.939	36.801	34.687	227.8	6:38.595	23	1	1:38.913	26.589	36.742	35.582	221.7	41:19.740

252

Filippo Fant

Lamborghini Super Trofeo EVO2

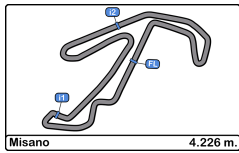
DIVISIONE

Alberto Frisoni

XMOTORS

Lap	D	Time	Sector 1	Sector 2	Sector 3	T. Spd	Elapsed	Lap	D	Time	Sector 1	Sector 2	Sector 3	T. Spd	Elapsed
1	2	1:48.360	33.858	38.333	36.169	223.6	1:48.360	1	2	1:48.360	33.858	38.333	36.169	223.6	1:48.360
2	2	1:39.191	26.656	37.027	35.508	224.0	3:27.551	2	2	1:39.191	26.656	37.027	35.508	224.0	3:27.551
3	2	1:39.143	26.458	36.938	35.747	223.6	5:06.694	3	2	1:39.143	26.458	36.938	35.747	223.6	5:06.694
4	2	1:40.116	26.723	37.469	35.924	224.0	6:46.810	4	2	1:40.116	26.723	37.469	35.924	224.0	6:46.810
5	2	1:39.360	26.571	36.955	35.834	224.0	8:26.170	5	2	1:39.360	26.571	36.955	35.834	224.0	8:26.170
6	2	1:39.441	26.708	37.151	35.582	223.1	10:05.611	6	2	1:39.441	26.708	37.151	35.582	223.1	10:05.611
7	2	1:39.731	26.706	37.017	36.008	223.1	11:45.342	7	2	1:39.731	26.706	37.017	36.008	223.1	11:45.342
8	2	1:39.723	27.162	36.935	35.626	225.0	13:25.065	8	2	1:39.723	27.162	36.935	35.626	225.0	13:25.065
9	2	1:39.791	26.647	37.002	36.142	223.6	15:04.856	9	2	1:39.791	26.647	37.002	36.142	223.6	15:04.856
10	2	1:41.494	26.719	38.356	36.419	216.4	16:46.350	10	2	1:41.494	26.719	38.356	36.419	216.4	16:46.350
11	2	1:41.403	26.815	37.280	37.308	225.0	18:27.753	11	2	1:41.403	26.815	37.280	37.308	225.0	18:27.753
12	2	1:51.313 P	27.161	37.093	47.059	224.0	20:19.066	12	2	1:51.313 P	27.161	37.093	47.059	224.0	20:19.066
13	1	3:19.170	2:06.167	37.475	35.528	224.5	23:38.236	13	1	3:19.170	2:06.167	37.475	35.528	224.5	23:38.236
14	1	1:37.782	26.181	36.619	34.982	223.6	25:16.018	14	1	1:37.782	26.181	36.619	34.982	223.6	25:16.018
15	1	1:37.584	26.148	36.309	35.127	225.4	26:53.602	15	1	1:37.584	26.148	36.309	35.127	225.4	26:53.602
16	1	1:38.480	26.073	36.427	35.980	225.4	28:32.082	16	1	1:38.480	26.073	36.427	35.980	225.4	28:32.082
17	1	1:50.812	27.098	36.342	47.372	224.5	30:22.894	17	1	1:50.812	27.098	36.342	47.372	224.5	30:22.894
18	1	2:15.211	27.850	42.427	1:04.934	103.0	32:38.105	18	1	2:15.211	27.850	42.427	1:04.934	103.0	32:38.105
19	1	2:09.032	35.337	50.710	42.985	154.5	34:47.137	19	1	2:09.032	35.337	50.710	42.985	154.5	34:47.137
20	1	1:39.340	27.293	36.783	35.264	225.0	36:26.477	20	1	1:39.340	27.293	36.783	35.264	225.0	36:26.477
21	1	1:40.796	26.457	36.678	37.661	223.1	38:07.273	21	1	1:40.796	26.457	36.678	37.661	223.1	38:07.273
22	1	1:37.439	26.200	36.403	34.836	225.4	39:44.712	22	1	1:37.439	26.200	36.403	34.836	225.4	39:44.712
23	1	1:39.243	26.237	36.735	36.271	226.8	41:23.955	23	1	1:39.243	26.237	36.735	36.271	226.8	41:23.955





Misano
SuperSport GT
Race - 2



Analysis by Lap

Num	Lap Time	Gap
-----	----------	-----

Lap 1

106	1:43.737	
12	1:44.839	01.102
88	1:45.839	02.102
252	1:48.360	04.623
2	1:48.813	05.076
4	1:49.408	05.671
8	1:50.223	06.486
32	1:54.923	11.186
6	1:55.430	11.693
28	1:56.802	13.065
39	1:57.643	13.906
54	1:59.414	15.677
87	2:00.202	16.465
76	2:01.697	17.960
17	2:03.820	20.083
56	2:07.161	23.424

Num	Lap Time	Gap
-----	----------	-----

Lap 2

106	1:38.148	
12	1:37.516	00.470
88	1:38.528	02.482
252	1:39.191	05.666
2	1:39.162	06.090
4	1:39.885	07.408
8	1:40.060	08.398
6	1:45.324	18.869
32	1:47.508	20.546
28	1:46.415	21.332
39	1:47.140	22.898
54	1:48.861	26.390
87	1:49.586	27.903
76	1:49.141	28.953
17	1:50.712	32.647
56	1:55.215	40.491

Num	Lap Time	Gap
-----	----------	-----

Lap 3

106	1:37.183	
12	1:37.332	00.619
88	1:36.801	02.100
252	1:39.143	07.626
2	1:39.158	08.065
4	1:39.910	10.135
8	1:39.845	11.060
6	1:40.514	22.200
32	1:44.866	28.229
28	1:45.935	30.084
54	1:48.131	37.338
87	1:49.762	40.482
76	1:49.065	40.835
17	1:51.699	47.163
56	1:53.647	56.955
39	2:11.850	57.565

Num	Lap Time	Gap
-----	----------	-----

Lap 4

106	1:37.074	
-----	----------	--

Num	Lap Time	Gap
-----	----------	-----

Lap 5

12	1:37.071	00.616
88	1:37.427	02.453
252	1:40.116	10.668
2	1:40.162	11.153
4	1:40.036	13.097
8	1:40.144	14.130
6	1:38.981	24.107
32	1:44.800	35.955
28	1:45.647	38.657
54	1:48.012	48.276
76	1:48.485	52.246
87	1:50.508	53.916
17	1:49.563	59.652
39	1:46.379	1:06.870
56	1:54.523	1:14.404

Num	Lap Time	Gap
-----	----------	-----

Lap 6

106	1:37.062	
12	1:37.224	00.778
88	1:37.801	03.192
252	1:39.360	12.966
2	1:39.301	13.392
4	1:39.395	15.430
8	1:39.933	17.001
6	1:38.793	25.838
32	1:44.439	43.332
28	1:45.571	47.166
54	1:48.497	59.711
76	1:47.591	1:02.775
87	1:49.306	1:06.160
17	1:48.715	1:11.305
39	1:47.211	1:17.019
56	1:53.237	1:30.579

Num	Lap Time	Gap
-----	----------	-----

Lap 7

106	1:36.858	
12	1:36.775	00.695
88	1:37.660	03.994
252	1:39.441	15.549
2	1:39.452	15.986
4	1:39.525	18.097
8	1:39.634	19.777
6	1:39.257	28.237
28	1:45.983	56.291
32	1:53.645	1:00.119
54	1:48.205	1:11.058
76	1:46.103	1:12.020
87	1:49.224	1:18.526
17	1:48.159	1:22.606
39	1:46.131	1:26.292

Num	Lap Time	Gap
-----	----------	-----

Lap 8

106	1:37.133	
12	1:37.052	00.614
88	1:38.322	05.183
56	1:54.526	1 Lap

Num	Lap Time	Gap
-----	----------	-----

Lap 8

252	1:39.731	18.147
2	1:39.788	18.641
4	1:38.944	19.908
8	1:40.340	22.984
6	1:39.217	30.321
28	1:45.887	1:05.045
32	1:43.545	1:06.531
76	1:47.080	1:21.967
54	1:48.872	1:22.797
87	1:49.501	1:30.894
17	1:48.606	1:34.079
39	1:46.700	1:35.859

Num	Lap Time	Gap
-----	----------	-----

Lap 8

106	1:37.521	
12	1:37.327	00.420
88	1:37.501	05.163
252	1:39.723	20.349
2	1:39.854	20.974
4	1:39.741	22.128
8	1:40.532	25.995
56	1:58.516	1 Lap
6	1:39.411	32.211
32	1:43.413	1:12.423
28	1:46.270	1:13.794
76	1:47.503	1:31.949
54	1:48.328	1:33.604

Num	Lap Time	Gap
-----	----------	-----

Lap 9

106	1:38.450	
12	1:38.666	00.636
87	1:49.785	1 Lap
88	1:38.120	04.833
17	1:48.580	1 Lap
39	1:48.526	1 Lap
252	1:39.791	21.690
2	1:39.700	22.224
4	1:39.926	23.604
8	1:40.370	27.915
6	1:39.085	32.846
56	1:54.118	1 Lap
32	1:43.588	1:17.561
28	1:45.915	1:21.259

Num	Lap Time	Gap
-----	----------	-----

Lap 10

106	1:37.866	
12	1:37.714	00.484
76	1:48.312	1 Lap
88	1:37.833	04.800
54	1:49.396	1 Lap
87	1:48.961	1 Lap
17	1:48.070	1 Lap
39	1:46.802	1 Lap
2	1:39.894	24.252
252	1:41.494	25.318
4	1:40.063	25.801

Num	Lap Time	Gap
-----	----------	-----

Lap 11

8	1:39.866	29.915
6	1:41.165	36.145
56	1:53.838	1 Lap
32	1:42.936	1:22.631
28	1:45.899	1:29.292

Num	Lap Time	Gap
-----	----------	-----

Lap 11

106	1:37.431	
12	1:37.602	00.655
88	1:37.330	04.699
76	1:48.350	1 Lap
54	1:47.966	1 Lap
87	1:50.210	1 Lap
2	1:41.886	28.707
17	1:49.748	1 Lap
252	1:41.403	29.290
4	1:41.561	29.931
39	1:50.206	1 Lap
8	1:39.732	32.216
6	1:39.735	38.449
32	1:43.189	1:28.389

Num	Lap Time	Gap
-----	----------	-----

Lap 12

106	1:37.760	
28	1:45.979	1 Lap
88	1:37.732	04.671
76	1:47.121	1 Lap
2	1:39.636	30.583
4	1:42.078	34.249
252	1:51.313	42.843
6	1:42.542	43.231
39	1:51.011	1 Lap
87	2:11.833	1 Lap
17	2:14.704	1 Lap

Num	Lap Time	Gap
-----	----------	-----

Lap 13

88	1:37.397	
12	3:21.624	1 Lap
106	1:48.939	06.871
8	3:24.830	1 Lap
32	3:20.172	1 Lap
12	1:55.637	1:58.088
2	3:10.109	1:58.624
4	3:23.073	2:15.254
252	3:19.170	2:19.945
6	3:19.122	2:20.285
8	1:58.701	2:35.919
56	7:11.414	3 Laps

Num	Lap Time	Gap
-----	----------	-----

Lap 14

88	3:23.626	
106	3:17.726	00.971
32	2:01.006	1 Lap
12	1:39.845	14.307
2	1:55.293	30.291
54	6:59.526	3 Laps

Num	Lap Time	Gap
-----	----------	-----

Lap 15

252	1:37.782	34.101
4	1:57.622	49.250
6	1:55.633	52.292
8	1:41.153	53.446

Num	Lap Time	Gap
-----	----------	-----

Lap 15

106	1:39.498	
32	1:44.038	1 Lap
12	1:40.482	14.320
88	1:55.297	14.828
28	7:03.668	3 Laps
56	2:09.014	4 Laps
2	1:39.248	29.070
252	1:37.584	31.216
76	7:01.837	3 Laps
4	1:38.484	47.265
6	1:39.380	51.203
8	1:40.077	53.054
39	6:56.597	3 Laps
54	2:09.139	3 Laps
17	6:58.709	3 Laps
87	7:17.280	3 Laps

Num	Lap Time	Gap
-----	----------	-----

Lap 16

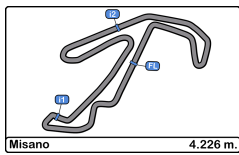
106	1:38.978	
32	1:42.579	1 Lap
12	1:39.669	15.011
88	1:39.496	15.346
2	1:40.465	30.557
252	1:38.480	30.718
56	1:48.498	4 Laps
4	1:39.364	47.651
6	1:38.384	50.609
8	1:40.248	54.324
76	2:06.117	3 Laps
28	2:50.952	3 Laps
17	1:56.820	3 Laps

Num	Lap Time	Gap
-----	----------	-----

Lap 17

106	1:39.480	
87	1:53.216	4 Laps
12	1:39.328	14.859
88	1:39.359	15.225
32	1:49.851	1 Lap
252	1:50.812	42.050
2	1:55.121	46.198
56	1:55.784	4 Laps
6	1:38.850	49.979
4	1:42.605	50.776
8	1:53.629	1:08.473
76	2:00.380	3 Laps
28	2:01.532	3 Laps
17	2:21.892	3 Laps

Num	Lap Time	Gap
-----	----------	-----



Misano
SuperSport GT
Race - 2



Analysis by Lap

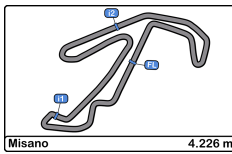
Num	Lap Time	Gap	Num	Lap Time	Gap
87	2:45.683	4 Laps	8	1:40.137	11.602
12	2:40.214	01.978	32	1:43.810	1 Lap
88	2:40.588	02.718	56	1:46.424	4 Laps
32	2:32.728	1 Lap	87	1:50.100	4 Laps
252	2:15.211	04.166	76	1:48.800	3 Laps
2	2:11.750	04.853	39	1:48.142	6 Laps
56	2:09.915	4 Laps	28	1:50.598	3 Laps
6	2:09.372	06.256	17	1:48.693	3 Laps
4	2:09.193	06.874			
8	1:52.235	07.613			
76	1:56.774	3 Laps			
28	1:54.316	3 Laps			
17	1:59.466	3 Laps			

Num	Lap Time	Gap	Num	Lap Time	Gap
Lap 19					
106	2:10.466		106	1:38.700	
87	2:10.490	4 Laps	88	1:38.622	01.861
12	2:09.785	01.297	12	1:40.067	02.942
88	2:09.322	01.574	252	1:37.439	03.885
32	2:09.765	1 Lap	2	1:39.603	08.088
252	2:09.032	02.732	6	1:38.949	08.809
2	2:09.008	03.395	4	1:40.010	09.148
56	2:09.365	4 Laps	8	1:39.681	12.583
39	7:32.658	6 Laps	32	1:44.709	1 Lap
6	2:09.218	05.008	56	1:46.466	4 Laps
4	2:08.754	05.162	87	1:50.050	4 Laps
8	2:08.760	05.907	76	1:49.396	3 Laps
76	1:50.877	3 Laps	39	1:46.935	6 Laps
28	1:53.243	3 Laps	28	1:51.527	3 Laps
17	1:49.426	3 Laps	17	1:48.372	3 Laps

Num	Lap Time	Gap	Num	Lap Time	Gap
Lap 20					
106	1:39.159		106	1:38.913	
12	1:39.327	01.465	88	1:38.642	01.590
88	1:39.796	02.211	252	1:39.243	04.215
252	1:39.340	02.913	12	1:40.602	04.631
2	1:42.356	06.592	2	1:39.797	08.972
4	1:41.263	07.266	4	1:39.378	09.613
6	1:42.444	08.293	6	1:42.841	12.737
8	1:43.280	10.028	8	1:39.510	13.180
32	1:48.624	1 Lap	32	1:45.486	1 Lap
56	1:48.383	4 Laps	56	1:50.003	4 Laps
87	1:54.034	4 Laps	87	1:51.697	4 Laps
76	1:49.858	3 Laps	76	1:48.376	3 Laps
39	2:05.849	6 Laps	39	1:47.575	6 Laps
28	1:51.876	3 Laps	28	1:51.135	3 Laps
17	1:48.273	3 Laps	17	1:50.384	3 Laps

Num	Lap Time	Gap	Num	Lap Time	Gap
Lap 21					
106	1:38.563				
12	1:38.673	01.575			
88	1:38.291	01.939			
252	1:40.796	05.146			
2	1:39.156	07.185			
4	1:39.135	07.838			
6	1:38.830	08.560			



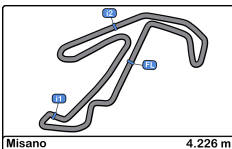


Misano
SuperSport GT
Race - 2
Best Sectors Results



Sector - 1		Sector - 2		Sector - 3		Ideal Lap vs Best Lap					
Clas	Nº Driver	Time	Nº Driver	Time	Nº Driver	Time	Clas	Nº Driver	Ideal Lap	Best Lap	Clas
1	88 Giorgio Bacco	25.746	88 Giorgio Bacco	36.107	106 Pollini - Pollini	34.619	1	88 Giorgio Bacco	1:36.540	1:36.801	2
2	12 Marzialetti - Marino	25.754	12 Marzialetti - Marino	36.211	88 Giorgio Bacco	34.687	2	12 Marzialetti - Marino	1:36.684	1:36.775	1
3	106 Pollini - Pollini	25.871	106 Pollini - Pollini	36.219	12 Marzialetti - Marino	34.719	3	106 Pollini - Pollini	1:36.709	1:36.858	3
4	6 Brentan - Jarach	25.874	252 Fant - Frisoni	36.309	252 Fant - Frisoni	34.836	4	252 Fant - Frisoni	1:37.218	1:37.439	4
5	4 Benites - Bitar Benitez	26.059	6 Brentan - Jarach	36.354	2 Zanardini - Ghezzi	35.231	5	6 Brentan - Jarach	1:37.684	1:38.384	5
6	252 Fant - Frisoni	26.073	2 Zanardini - Ghezzi	36.837	6 Brentan - Jarach	35.456	6	2 Zanardini - Ghezzi	1:38.426	1:39.156	7
7	2 Zanardini - Ghezzi	26.358	4 Benites - Bitar Benitez	36.892	4 Benites - Bitar Benitez	35.485	7	4 Benites - Bitar Benitez	1:38.436	1:38.484	6
8	8 Paleari Aurora	26.492	8 Paleari Aurora	37.113	8 Paleari Aurora	35.786	8	8 Paleari Aurora	1:39.391	1:39.510	8
9	32 Beatovic Alex	27.393	32 Beatovic Alex	37.962	32 Beatovic Alex	36.822	9	32 Beatovic Alex	1:42.177	1:42.579	9
10	56 Malvestiti - Grcic	27.541	76 Ivan Rostovskiy	39.486	39 Krayevsky - Maselli	37.694	10	28 Zambello - Meacci	1:45.369	1:45.571	10
11	28 Zambello - Meacci	27.617	28 Zambello - Meacci	39.808	28 Zambello - Meacci	37.944	11	39 Krayevsky - Maselli	1:45.612	1:46.131	12
12	39 Krayevsky - Maselli	27.764	39 Krayevsky - Maselli	40.154	56 Malvestiti - Grcic	38.146	12	56 Malvestiti - Grcic	1:45.901	1:46.424	13
13	54 Naska - Almeida	27.962	56 Malvestiti - Grcic	40.214	76 Ivan Rostovskiy	38.250	13	76 Ivan Rostovskiy	1:46.097	1:46.103	11
14	17 Accarino - Foresti	27.967	17 Accarino - Foresti	40.332	17 Accarino - Foresti	38.272	14	17 Accarino - Foresti	1:46.571	1:48.070	15
15	87 Carpenzano - Grasso	28.081	54 Naska - Almeida	40.741	54 Naska - Almeida	38.670	15	54 Naska - Almeida	1:47.373	1:47.966	14
16	76 Ivan Rostovskiy	28.361	87 Carpenzano - Grasso	41.129	87 Carpenzano - Grasso	39.363	16	87 Carpenzano - Grasso	1:48.573	1:48.961	16



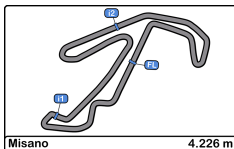


Misano
SuperSport GT
Race - 2
Leader Sequence



N°	Entrant/Team	Nat	Driver 1	Nat	Driver 2	Nat	Vehicle	Cat	Start Lap	End Lap	Laps	Total Laps
106	POLLINI RACING		Matteo Pollini		<u>Gioele Pollini</u>		Lamborghini Super Trofeo EVO	DIVISIO	1	12	12	12
88	REPARTO CORSE RAM		Giorgio Bacco				Ferrari 296 Challenge	DIVISIO	13	14	2	2
106	POLLINI RACING		Matteo Pollini		<u>Gioele Pollini</u>		Lamborghini Super Trofeo EVO	DIVISIO	15	23	9	21





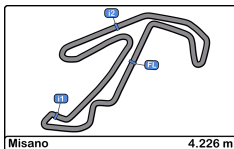
Misano
SuperSport GT
Race - 2
Best 5 Lap Times



Misano 4.226 m.

Cl	N° Entrant/Team	Nat	Driver 1	Nat	Driver 2	Nat	Vehicle	Cat	Cl	Best 1		Best 2		Best 3		Best 4		Best 5	
										Time	Lap	Time	Lap	Time	Lap	Time	Lap	Time	Lap
1	12 MRNC12 RACING TEAM	ITA	Giammarco Marzioletti	ITA	Gerardo Marino	ITA	Ferrari 296 Challenge	DIVISIO	1	1:36.775	6	1:37.052	7	1:37.071	4	1:37.224	5	1:37.327	8
2	88 REPARTO CORSE RAM	ITA	Giorgio Bacco	ITA		ITA	Ferrari 296 Challenge	DIVISIO	2	1:36.801	3	1:37.330	11	1:37.397	13	1:37.427	4	1:37.501	8
3	106 POLLINI RACING	ITA	Matteo Pollini	ITA	Gioele Pollini	ITA	Lamborghini Super Trofeo EVO	DIVISIO	3	1:36.858	6	1:37.062	5	1:37.074	4	1:37.133	7	1:37.183	3
4	252 XMOTORS	ITA	Filippo Fant	ITA	Alberto Frisoni	ITA	Lamborghini Super Trofeo EVO2	DIVISIO	4	1:37.439	22	1:37.584	15	1:37.782	14	1:38.480	16	1:39.143	3
5	6 GIUST PREPARAZIONI	ITA	Giovanni Brentan	ITA	Bruno Jarach	ITA	Lamborghini Huracan GT3	DIVISIO	1	1:38.384	16	1:38.793	5	1:38.830	21	1:38.850	17	1:38.949	22
6	4 REPARTO CORSE RAM	ITA	Pablo Benites	ARG	Oscar Lien Bitar Benitez	URY	Ferrari 488 Challenge Evo	DIVISIO	1	1:38.484	15	1:38.944	7	1:39.135	21	1:39.364	16	1:39.378	23
7	2 GIUST PREPARAZIONI	ITA	Mirko Zanardini	ITA	Giuseppe Ghezzi	ITA	Lamborghini Huracan GT3	DIVISIO	2	1:39.156	21	1:39.158	3	1:39.162	2	1:39.248	15	1:39.301	5
8	8 REPARTO CORSE RAM	ITA	Aurora Paleari	ITA		ITA	Ferrari 488 Challenge Evo	DIVISIO	2	1:39.510	23	1:39.634	6	1:39.681	22	1:39.732	11	1:39.845	3
9	32 ASR	ITA	Alex Beatovic	SRB		SRB	Lamborghini Super Trofeo EVO2	DIVISIO	5	1:42.579	15	1:42.936	10	1:43.189	11	1:43.413	8	1:43.545	7
10	28 PB RACING	ITA	Luca Zambello	ITA	Nicolò Meacci	ITA	Lotus Emira Cup	DIVISIO	1	1:45.571	5	1:45.647	4	1:45.887	7	1:45.899	10	1:45.915	9
11	76 CENTRI PORSCHE TICINO	ITA	Ivan Rostovskiy	CHE		CHE	Porsche Cayman GT4 718 RS	DIVISIO	2	1:46.103	6	1:47.080	7	1:47.121	11	1:47.503	8	1:47.591	5
12	39 ACME SPEEDWORKS	ITA	Robert Krayevsky	USA	Luigi Maselli	ITA	Lotus Emira Cup	DIVISIO	3	1:46.131	6	1:46.379	4	1:46.700	7	1:46.802	9	1:46.935	16
13	56 V-Action	ITA	Francesco Malvestiti	ITA	Miran Grcic	ITA	Lotus Emira Cup	DIVISIO	4	1:46.424	17	1:46.466	18	1:48.383	16	1:48.498	12	1:50.003	19
14	54 PB RACING	ITA	Alberto Naska	ITA	Suellio Almeida	CAN	Lotus Emira Cup	DIVISIO	5	1:47.966	10	1:48.012	4	1:48.131	3	1:48.205	6	1:48.328	8
15	17 PB RACING	ITA	Maurizio Accarino	ITA	Luigi Foresti	ITA	Lotus Emira Cup	DIVISIO	6	1:48.070	9	1:48.159	6	1:48.273	17	1:48.372	19	1:48.580	8
16	87 PB RACING	ITA	Andrea Carpenzano	ITA	Giovanni Grasso	ITA	Lotus Emira Cup	DIVISIO	7	1:48.961	9	1:49.224	6	1:49.306	5	1:49.501	7	1:49.586	2



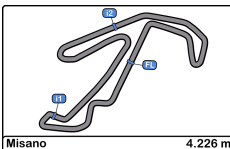


Misano
SuperSport GT
Race - 2
Best 5 Top Speeds

SUPERSPORT SERIES GT

Cl	N° Entrant/Team	Nat	Driver 1	Nat	Driver 2	Nat	Vehicle	Cat	Cl	Top 1		Top 2		Top 3		Top 4		Top 5		Avg
										Km/h	Lap	Km/h	Lap	Km/h	Lap	Km/h	Lap	Km/h	Lap	
1	88 REPARTO CORSE RAM	ITA	Giorgio Bacco	ITA		ITA	Ferrari 296 Challenge	DIVISIO	1	235.2	6	234.7	14	230.2	23	228.8	12	228.8	21	231.5
2	252 XMOTORS	ITA	Filippo Fant	ITA	<u>Alberto Frisoni</u>	ITA	Lamborghini Super Trofeo EVO2	DIVISIO	2	226.8	23	225.4	15	225.4	16	225.4	22	225.0	8	225.6
3	12 MRNC12 RACING TEAM	ITA	Giammarco Marzioletti	ITA	<u>Gerardo Marino</u>	ITA	Ferrari 296 Challenge	DIVISIO	3	225.9	22	225.4	4	225.4	20	225.0	5	225.0	9	225.3
4	32 ASR	ITA	Alex Beatovic	SRB		ITA	Lamborghini Super Trofeo EVO2	DIVISIO	4	225.4	10	224.5	12	221.7	7	221.7	20	221.7	22	223.0
5	2 GIUST PREPARAZIONI	ITA	Mirko Zanardini	ITA	<u>Giuseppe Ghezzi</u>	ITA	Lamborghini Huracan GT3	DIVISIO	1	224.0	13	223.6	5	223.6	23	222.6	2	222.6	3	223.3
6	6 GIUST PREPARAZIONI	ITA	<u>Giovanni Brentan</u>	ITA	Bruno Jarach	ITA	Lamborghini Huracan GT3	DIVISIO	2	222.6	21	220.8	12	220.4	10	220.4	22	219.5	5	220.7
7	106 POLLINI RACING	ITA	Matteo Pollini	ITA	<u>Gioele Pollini</u>	ITA	Lamborghini Super Trofeo EVO	DIVISIO	5	222.6	12	222.2	8	221.7	4	221.7	5	221.7	6	222.0
8	8 REPARTO CORSE RAM	ITA	Aurora Paleari	ITA		ITA	Ferrari 488 Challenge Evo	DIVISIO	1	219.9	14	219.9	22	219.9	23	219.5	5	219.5	21	219.7
9	4 REPARTO CORSE RAM	ITA	Pablo Benites	ARG	<u>Oscar Lien Bitar Benitez</u>	URY	Ferrari 488 Challenge Evo	DIVISIO	2	215.1	1	215.1	9	215.1	10	215.1	12	215.1	13	215.1
10	76 CENTRI PORSCHE TICINO	ITA	Ivan Rostovskiy	CHE		CHE	Porsche Cayman GT4 718 RS	DIVISIO	1	202.6	5	201.8	11	201.8	19	201.8	20	201.4	6	201.9
11	39 ACME SPEEDWORKS	ITA	Robert Krayevskiy	USA	<u>Luigi Maselli</u>	ITA	Lotus Emira Cup	DIVISIO	2	201.1	14	199.6	16	199.2	17	198.8	1	198.1	15	199.4
12	28 PB RACING	ITA	Luca Zambello	ITA	<u>Nicolò Meacci</u>	ITA	Lotus Emira Cup	DIVISIO	3	197.4	19	197.0	1	196.3	18	196.0	15	196.0	17	196.5
13	17 PB RACING	ITA	Maurizio Accarino	ITA	<u>Luigi Foresti</u>	ITA	Lotus Emira Cup	DIVISIO	4	193.5	19	193.2	16	192.8	11	192.8	12	192.1	17	192.9
14	56 V-Action	ITA	Francesco Malvestiti	ITA	<u>Miran Grcic</u>	ITA	Lotus Emira Cup	DIVISIO	5	192.5	16	192.5	17	192.1	11	192.1	18	192.1	19	192.3
15	54 PB RACING	ITA	Alberto Naska	ITA	<u>Suellio Almeida</u>	CAN	Lotus Emira Cup	DIVISIO	6	191.8	1	190.8	4	190.8	9	190.4	3	190.4	10	190.8
16	87 PB RACING	ITA	Andrea Carpenzano	ITA	<u>Giovanni Grasso</u>	ITA	Lotus Emira Cup	DIVISIO	7	191.8	1	191.1	12	191.1	13	190.8	19	190.1	18	191.0





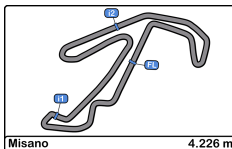
Misano
SuperSport GT
Race - 2



Fastest Laps Sequence

Lap	Time of Day	Session Time	N° Entrant/Team	Nat	Driver 1	Nat	Driver 2	Nat	Vehicle	Cat	Time	Km/h
2	17:02:10.737	3:21.737	106 POLLINI RACING	ITA	Matteo Pollini	ITA	<u>Gioele Pollini</u>	ITA	Lamborghini Super Trofeo EVO	DIVISIO	1:38.148	155.0
2	17:02:11.207	3:22.207	12 MRNC12 RACING TEAM	ITA	Giammarco Marzialetti	ITA	<u>Gerardo Marino</u>	ITA	Ferrari 296 Challenge	DIVISIO	1:37.516	156.0
3	17:03:47.920	4:58.920	106 POLLINI RACING	ITA	Matteo Pollini	ITA	<u>Gioele Pollini</u>	ITA	Lamborghini Super Trofeo EVO	DIVISIO	1:37.183	156.5
3	17:03:50.020	5:01.020	88 REPARTO CORSE RAM	ITA	Giorgio Bacco	ITA		ITA	Ferrari 296 Challenge	DIVISIO	1:36.801	157.1
6	17:08:39.609	9:50.609	12 MRNC12 RACING TEAM	ITA	Giammarco Marzialetti	ITA	<u>Gerardo Marino</u>	ITA	Ferrari 296 Challenge	DIVISIO	1:36.775	157.2





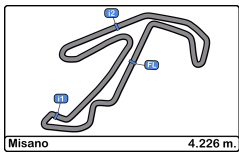
Misano
SuperSport GT
Race - 2



Event Best Maximum Speed

N°	Entrant/Team	Nat	Driver 1	Nat	Driver 2	Nat	Vehicle	Cat	Km/h	Session
88	REPARTO CORSE RAM	ITA	Giorgio Bacco	ITA			Ferrari 296 Challenge	DIVISIO	237.3	Free Practice - 2
252	XMOTORS	ITA	Filippo Fant	ITA	Alberto Frisoni	ITA	Lamborghini Super Trofeo EVO2	DIVISIO	229.2	Qualifying - 2
2	GIUST PREPARAZIONI	ITA	Mirko Zanardini	ITA	Giuseppe Ghezzi	ITA	Lamborghini Huracan GT3	DIVISIO	228.8	Free Practice - 1
12	MRNC12 RACING TEAM	ITA	Giammarco Marzialetti	ITA	Gerardo Marino	ITA	Ferrari 296 Challenge	DIVISIO	227.3	Qualifying - 1
106	POLLINI RACING	ITA	Matteo Pollini	ITA	Gioele Pollini	ITA	Lamborghini Super Trofeo EVO	DIVISIO	226.4	Race - 1
32	ASR	ITA	Alex Beatovic	SRB			Lamborghini Super Trofeo EVO2	DIVISIO	225.4	Race - 2
6	GIUST PREPARAZIONI	ITA	Giovanni Brentan	ITA	Bruno Jarach	ITA	Lamborghini Huracan GT3	DIVISIO	224.0	Qualifying - 1
8	REPARTO CORSE RAM	ITA	Aurora Paleari	ITA			Ferrari 488 Challenge Evo	DIVISIO	222.2	Qualifying - 2
4	REPARTO CORSE RAM	ITA	Pablo Benites	ARG	Oscar Lien Bitar Benitez	URY	Ferrari 488 Challenge Evo	DIVISIO	219.9	Qualifying - 1
23	V-Action	ITA	Francesco Bolzoni	ITA			Porsche 911 Cup 991 Gen1	DIVISIO	211.3	Free Practice - 2
76	CENTRI PORSCHE TICINO	ITA	Ivan Rostovskiy	CHE			Porsche Cayman GT4 718 RS Clubsp	DIVISIO	203.7	Race - 1
39	ACME SPEEDWORKS	ITA	Robert Krayevsky	USA	Luigi Maselli	ITA	Lotus Emira Cup	DIVISIO	201.8	Qualifying - 1
28	PB RACING	ITA	Luca Zambello	ITA	Nicolò Meacci	ITA	Lotus Emira Cup	DIVISIO	201.4	Qualifying - 2
17	PB RACING	ITA	Maurizio Accarino	ITA	Luigi Foresti	ITA	Lotus Emira Cup	DIVISIO	199.6	Qualifying - 1
54	PB RACING	ITA	Alberto Naska	ITA	Suellio Almeida	CAN	Lotus Emira Cup	DIVISIO	196.7	Free Practice - 2
56	V-Action	ITA	Francesco Malvestiti	ITA	Miran Grcic	ITA	Lotus Emira Cup	DIVISIO	196.3	Race - 1
87	PB RACING	ITA	Andrea Carpenzano	ITA	Giovanni Grasso	ITA	Lotus Emira Cup	DIVISIO	195.2	Qualifying - 1





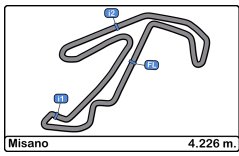
Misano
SuperSport GT
Race - 2
Lap Chart



LAP

Nr	Po	Grid	1	2	3	4	5	6	7	8	9	10	11	12	13	14	15	16	17	18	19	20	21	22	23	
106	1	106	106	106	106	106	106	106	106	106	106	106	106	106	88	88	106	106	106	106	106	106	106	106	106	
88	2	88	12	12	12	12	12	12	12	12	12	12	12	12	88	106	106	12	12	12	12	12	12	12	88	88
252	3	252	88	88	88	88	88	88	88	88	88	88	88	88	2	12	12	88	88	88	88	88	88	88	12	252
12	4	12	252	252	252	252	252	252	252	252	252	2	2	4	2	2	2	2	252	252	252	252	252	252	12	
4	5	4	2	2	2	2	2	2	2	2	2	252	252	252	4	252	252	252	2	2	2	2	2	2	2	
2	6	2	4	4	4	4	4	4	4	4	4	4	4	6	252	4	4	4	6	6	6	4	4	6	4	
8	7	8	8	8	8	8	8	8	8	8	8	8	8	12	6	6	6	6	4	4	4	6	6	4	6	
32	8	32	32	6	6	6	6	6	6	6	6	6	6	8	8	8	8	8	8	8	8	8	8	8	8	
28	9	28	6	32	32	32	32	28	28	32	32	32	32	32	32	32	32	32	32	32	32	32	32	32	32	
54	10	54	28	28	28	28	28	32	32	28	28	28	28	28	76	76	76	76	76	76	76	76	76	76	76	
39	11	39	39	39	54	54	54	54	76	76	76	76	76	76	28	28	28	28	28	28	28	28	28	28	28	
76	12	76	54	54	87	76	76	76	54	54	54	54	39	39	17	17	17	17	17	17	17	17	17	17	17	
17	13	17	87	87	76	87	87	87	87	87	87	87	87	54	87	87	87	56	56	56	56	56	56	56	56	
87	14	87	76	76	17	17	17	17	17	17	17	17	17	17	56	56	56	87	87	87	87	87	87	87	87	
56	15	56	17	17	56	39	39	39	39	39	39	39	39	54	87	39	39	39	39	39	39	39	39	39	39	
6	16	6	56	56	39	56	56	56	56	56	56	56	56	56	56	56	56	56	56	56	56	56	56	56	56	

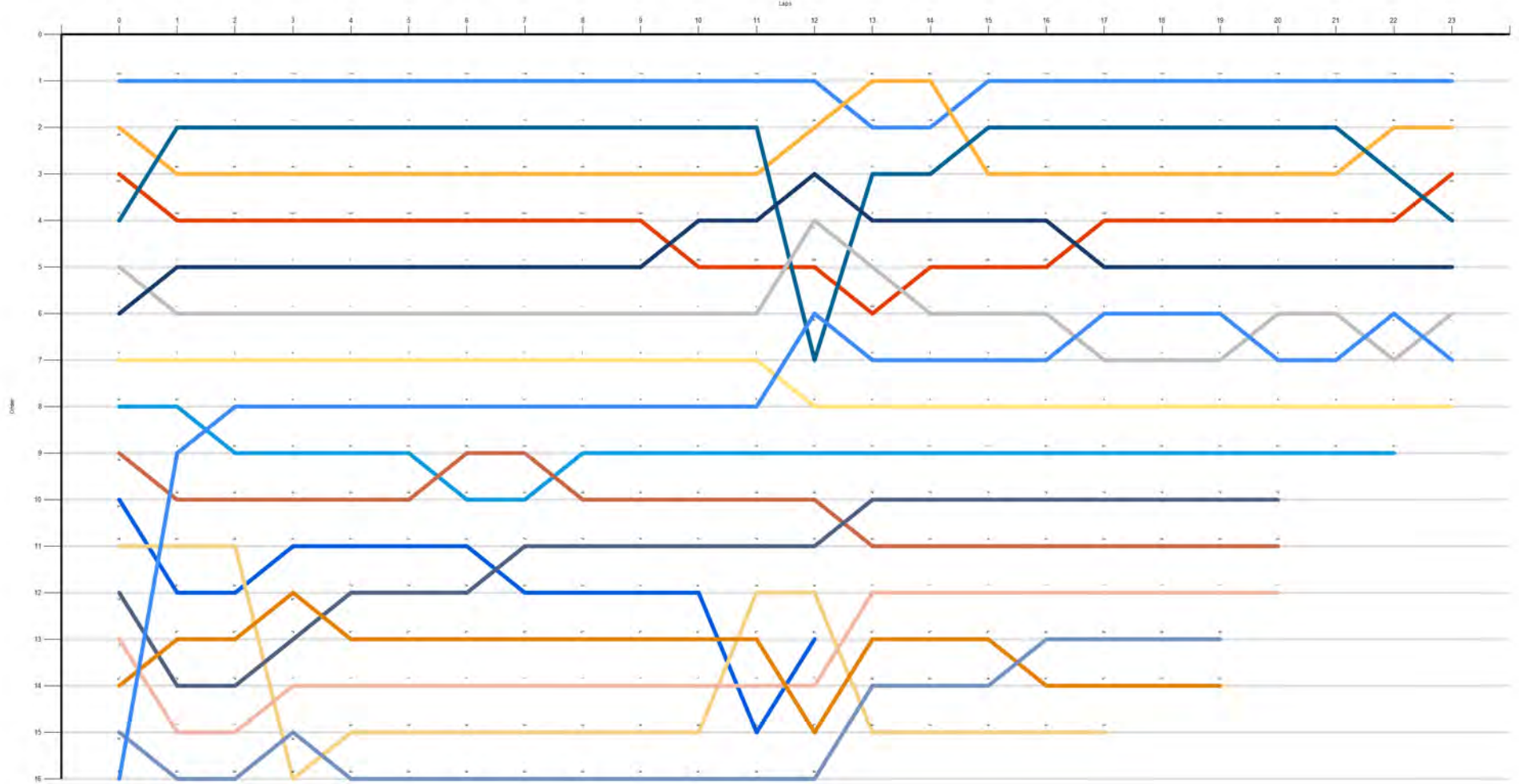


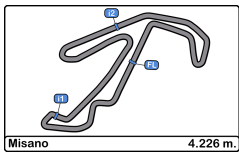


Misano
SuperSport GT
Race - 2
Graphic Lap Chart



- 136
- 135
- 134
- 133
- 132
- 131
- 130
- 129
- 128
- 127
- 126
- 125
- 124
- 123
- 122
- 121
- 120
- 119
- 118
- 117
- 116
- 115
- 114
- 113
- 112
- 111
- 110
- 109
- 108
- 107
- 106
- 105
- 104
- 103
- 102
- 101
- 100
- 99
- 98
- 97
- 96
- 95
- 94
- 93
- 92
- 91
- 90
- 89
- 88
- 87
- 86
- 85
- 84
- 83
- 82
- 81
- 80
- 79
- 78
- 77
- 76
- 75
- 74
- 73
- 72
- 71
- 70
- 69
- 68
- 67
- 66
- 65
- 64
- 63
- 62
- 61
- 60
- 59
- 58
- 57
- 56
- 55
- 54
- 53
- 52
- 51
- 50
- 49
- 48
- 47
- 46
- 45
- 44
- 43
- 42
- 41
- 40
- 39
- 38
- 37
- 36
- 35
- 34
- 33
- 32
- 31
- 30
- 29
- 28
- 27
- 26
- 25
- 24
- 23
- 22
- 21
- 20
- 19
- 18
- 17
- 16
- 15
- 14
- 13
- 12
- 11
- 10
- 9
- 8
- 7
- 6
- 5
- 4
- 3
- 2
- 1





Misano
SuperSport GT
Race - 2
Pit Stop Analysis

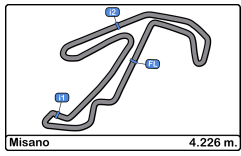


Misano 4.226 m.

Ord	Nr.	In Day Time	Entrant/Team	Nat	Driver 1	Nat	Driver 2	Nat	Vehicle	Cat	In Time	Stop N°	Pit Time	Handicap	Diff.
1	56	17:18:07.682	V-Action	ITA	Francesco Malvestiti	ITA	Miran Grcic	ITA	Lotus Emira Cup	DIVISIO	19:18.830	1	5:38.319	5:38	
2	12	17:18:22.941	MRNC12 RACING TEAM	ITA	Giammarco Marzialetti	ITA	Gerardo Marino	ITA	Ferrari 296 Challenge	DIVISIO	19:34.089	1	2:08.888	2:08	
3	54	17:18:51.614	PB RACING	ITA	Alberto Naska	ITA	Suellio Almeida	CAN	Lotus Emira Cup	DIVISIO	20:02.762	1	5:38.643	5:38	
4	252	17:18:54.128	XMOTORS	ITA	Filippo Fant	ITA	Alberto Frisoni	ITA	Lamborghini Super Trofeo EVO2	DIVISIO	20:05.276	1	2:08.170	2:08	
5	8	17:18:57.955	REPARTO CORSE RAM	ITA	Aurora Paleari	ITA		ITA	Ferrari 488 Challenge Evo	DIVISIO	20:09.103	1	2:08.077	2:08	
6	87	17:19:07.102	PB RACING	ITA	Andrea Carpenzano	ITA	Giovanni Grasso	ITA	Lotus Emira Cup	DIVISIO	20:18.250	1	5:39.515	5:38	
7	17	17:19:07.991	PB RACING	ITA	Maurizio Accarino	ITA	Luigi Foresti	ITA	Lotus Emira Cup	DIVISIO	20:19.139	1	5:39.678	5:38	
8	32	17:19:58.252	ASR	ITA	Alex Beatovic	SRB		ITA	Lamborghini Super Trofeo EVO2	DIVISIO	21:09.400	1	2:08.627	2:08	
9	106	17:20:00.502	POLLINI RACING	ITA	Matteo Pollini	ITA	Gioele Pollini	ITA	Lamborghini Super Trofeo EVO	DIVISIO	21:11.650	1	2:08.530	2:08	
10	28	17:20:09.372	PB RACING	ITA	Luca Zambello	ITA	Nicolò Meacci	ITA	Lotus Emira Cup	DIVISIO	21:20.520	1	5:38.002	5:38	
11	2	17:20:32.611	GIUST PREPARAZIONI	ITA	Mirko Zanardini	ITA	Giuseppe Ghezzi	ITA	Lamborghini Huracan GT3	DIVISIO	21:43.759	1	2:16.421	2:08	
12	76	17:20:35.430	CENTRI PORSCHE TICINO	ITA	Ivan Rostovskiy	CHE		ITA	Porsche Cayman GT4 718 RS	DIVISIO	21:46.578	1	5:24.040	2:08	
13	4	17:20:37.135	REPARTO CORSE RAM	ITA	Pablo Benites	ARG	Oscar Lien Bitar Benitez	URY	Ferrari 488 Challenge Evo	DIVISIO	21:48.283	1	2:16.897	2:08	
14	6	17:20:45.571	GIUST PREPARAZIONI	ITA	Giovanni Brentan	ITA	Bruno Jarach	ITA	Lamborghini Huracan GT3	DIVISIO	21:56.719	1	2:09.461	2:08	
15	39	17:20:52.112	ACME SPEEDWORKS	ITA	Robert Krayevsky	USA	Luigi Maselli	ITA	Lotus Emira Cup	DIVISIO	22:03.260	1	5:38.607	5:38	
16	88	17:21:41.772	REPARTO CORSE RAM	ITA	Giorgio Bacco	ITA		ITA	Ferrari 296 Challenge	DIVISIO	22:52.920	1	2:12.560	2:08	
17	39	17:29:17.192	ACME SPEEDWORKS	ITA	Robert Krayevsky	USA	Luigi Maselli	ITA	Lotus Emira Cup	DIVISIO	30:28.340	2	4:30.317	5:38	-7.683

* timing tolerance of 0.3%

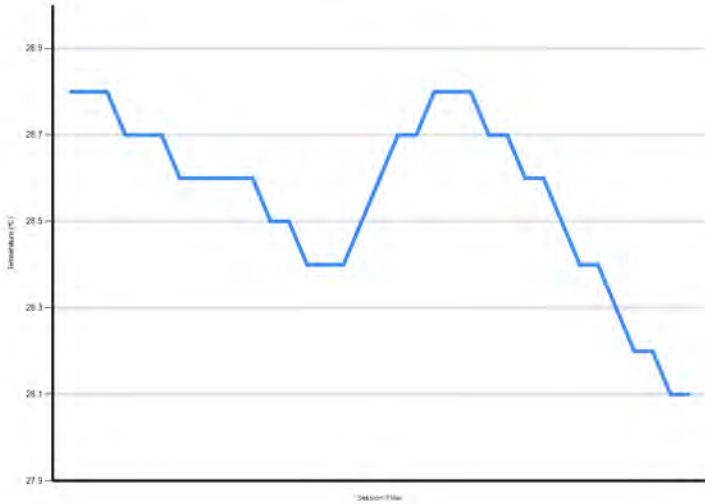




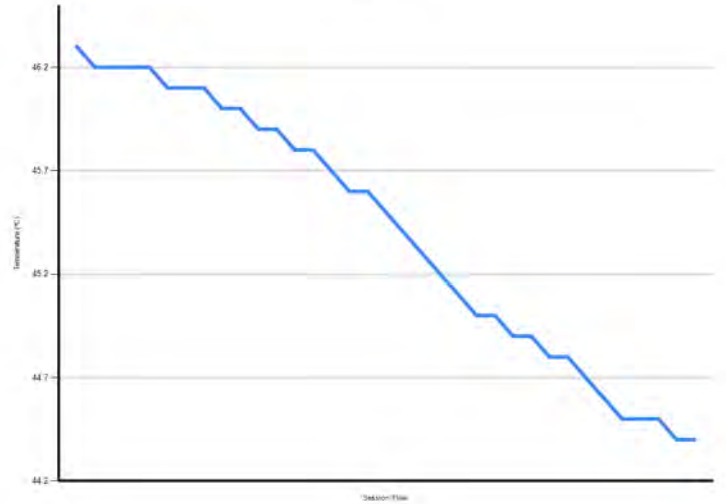
Misano SuperSport GT Race - 2 Weather Report



Air Temperature



Track Temperature



Humidity

