



FX MASTER RACING WEEK END
ROUND MUGELLO
ROLLING START PROCEDURES
28/29/30 MARCH



DRIVERS BRIEFING WITH THE RACE DIRECTOR
By Gianluca Marotta





TCR European
Endurance
TOURING CAR SERIES



**POSSIBLE QUESTIONS CAN BE ASKED AT
THE END THE PRESENTATION**



A digital clock display showing the time "12:00" in large, red, seven-segment digits. The background is black, and the digits are illuminated in a bright red color.

**ESTIMATED TIME FOR THE
BRIEFING IS 25' MINUTES**

MAIN HOURS OF THE EVENT BASED SCHEDULE V4



Friday

You can find the Friday free practice / collective test in the separate schedule

Saturday

PI- lane Open	Pit-lane Close	Pit-lane passage	Start	End	Dur		Category	Session
			08:40	09:00	00:20		Trofeo Predator's	FP1
			09:05	09:20	00:15		Legends Cars	Q
			09:25	09:40	00:15		X-GT4 Italy / Supersport GT	Q1
			09:45	10:05	00:20		TCR Endurance	FP1
			10:10	10:35	00:25		Lotus Cup (20' + Super Pole)	Q
			10:40	11:00	00:20		FX2	Q
			11:05	11:25	00:20		ATCC TC	Q
			11:30	11:50	00:20		FX Pro Series	Q
			11:55	12:15	00:20		ATCC	Q
12:20	12:25	NO	12:30	12:48	00:18		Legends Cars	R1
			12:50	13:05	00:15		X-GT4 Italy / Supersport GT	Q2
			13:10	13:25	00:15		TCR Endurance	Q
			13:30	13:50	00:20		Trofeo Predator's	Q
			13:55	14:10	00:15		TCR Endurance	Q
14:15	14:20	1	14:25	14:45	00:20		Lotus Cup	R1
14:50	14:55	1	15:00	15:20	00:20		FX2	R1
15:25	15:30	NO	15:35	16:00	00:25		ATCC TC	R1
16:05	16:10	YES	16:20	17:00	00:40		X-GT4 Italy	R1
17:05	17:10	YES	17:20	17:45	00:25		FX Pro Series	R1
17:50	17:55	NO	18:00	18:18	00:18		Legends Cars	R2
18:23	18:28	1	18:30	18:55	00:25		ATCC	R1

Sunday

PI- lane Open	Pit-lane Close	Pit-lane passage	Start	End	Dur		Category	Session
08:30	08:35	1	08:40	09:35	00:55		TCR Endurance	R1
09:40	09:45	YES	09:50	10:30	00:40		Supersport GT	R1
10:35	10:40	NO	10:45	11:05	00:20		Trofeo Predator's	R1
11:10	11:15	NO	11:20	11:45	00:25		ATCC TC	R2
11:50	11:55	1	12:00	12:25	00:25		ATCC	R2
12:30	12:35	1	12:40	13:00	00:20		FX2	R2
13:05	13:10	YES	13:40	14:20	00:40		X-GT4 Italy	R2
14:25	14:30	YES	14:35	15:15	00:40		Supersport GT	R2
15:20	15:25	1	15:30	15:50	00:20		Lotus Cup	R2
15:55	16:00	YES	16:10	16:35	00:25		FX Pro Series	R2
16:40	16:45	NO	16:50	17:08	00:18		Legends Cars	R3
17:13	17:18	1	17:25	18:20	00:55		TCR Endurance	R2
18:25	18:30	NO	18:40	19:00	00:20		Trofeo Predator's	R2

**FOR ALL DRIVERS MANDATORY MATTER: 20' MINUTES BEFORE THE ACTIVITY ON TRACK
THE DRIVERS MAKE WAITING NEAR THE GATES FOR ENTRY IN PIT LANE IN SAFETY**



ROUND MUGELLO

RACE WEEKEND FORMAT

FREE PRACTICE

1 x 60' – 1 X 20

QUALIFYING

1 x 15' Reserved to the driver who will start the first part of the race
30' break

1 x 15' Reserved to the driver who will start the second part of the race

GRID

Sum of best laps of Driver 1 and Driver 2

RACE

The race will be divided in two parts of 60 minutes each

MANCHE 1: starting grid made by qualifying results; Rolling start

NO PODIUM

MANCHE 2: starting grid made by part 1 results; Rolling start

PODIUM

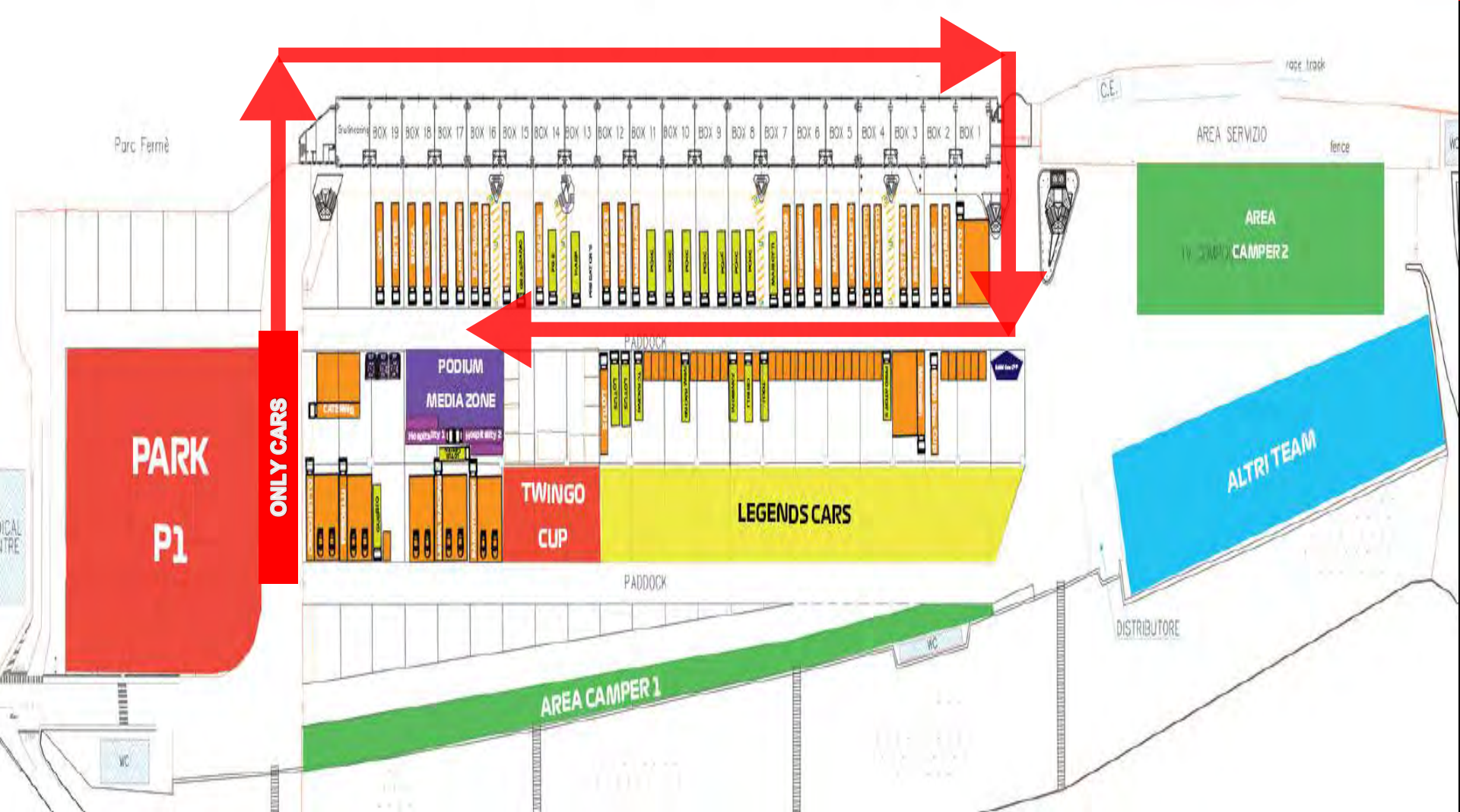
During both parts one pit stop is mandatory for driver change
+ minimum 2 tyres change during the "pit stop window"

RESULTS

Final Classification will be the sum of Part 1 and Part 2 time results

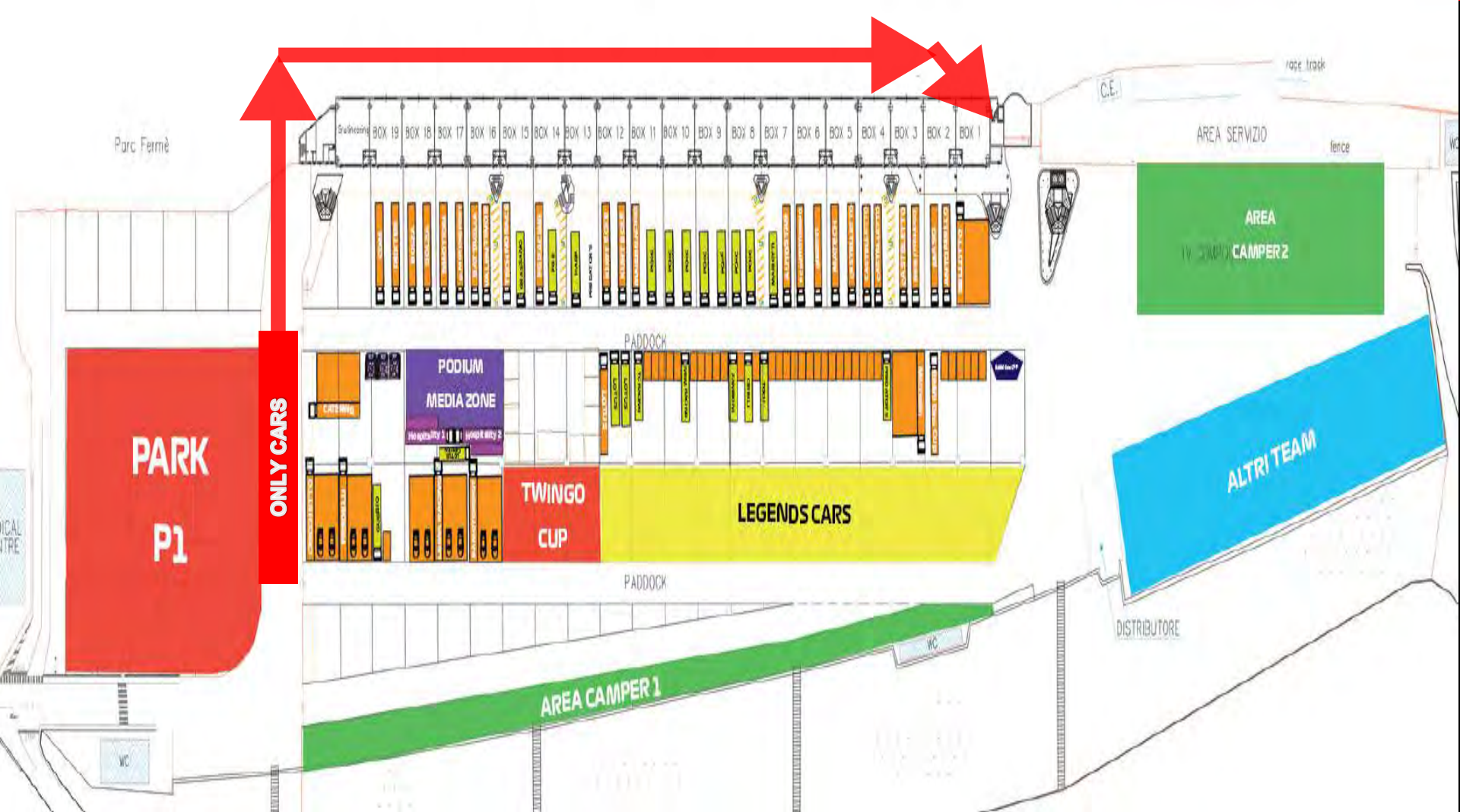


CARS CIRCULATIONS



ALL FIRST THREE CARS UNDER THE PODIUM ON FX MEDIA ZONE

CARS CIRCULATIONS

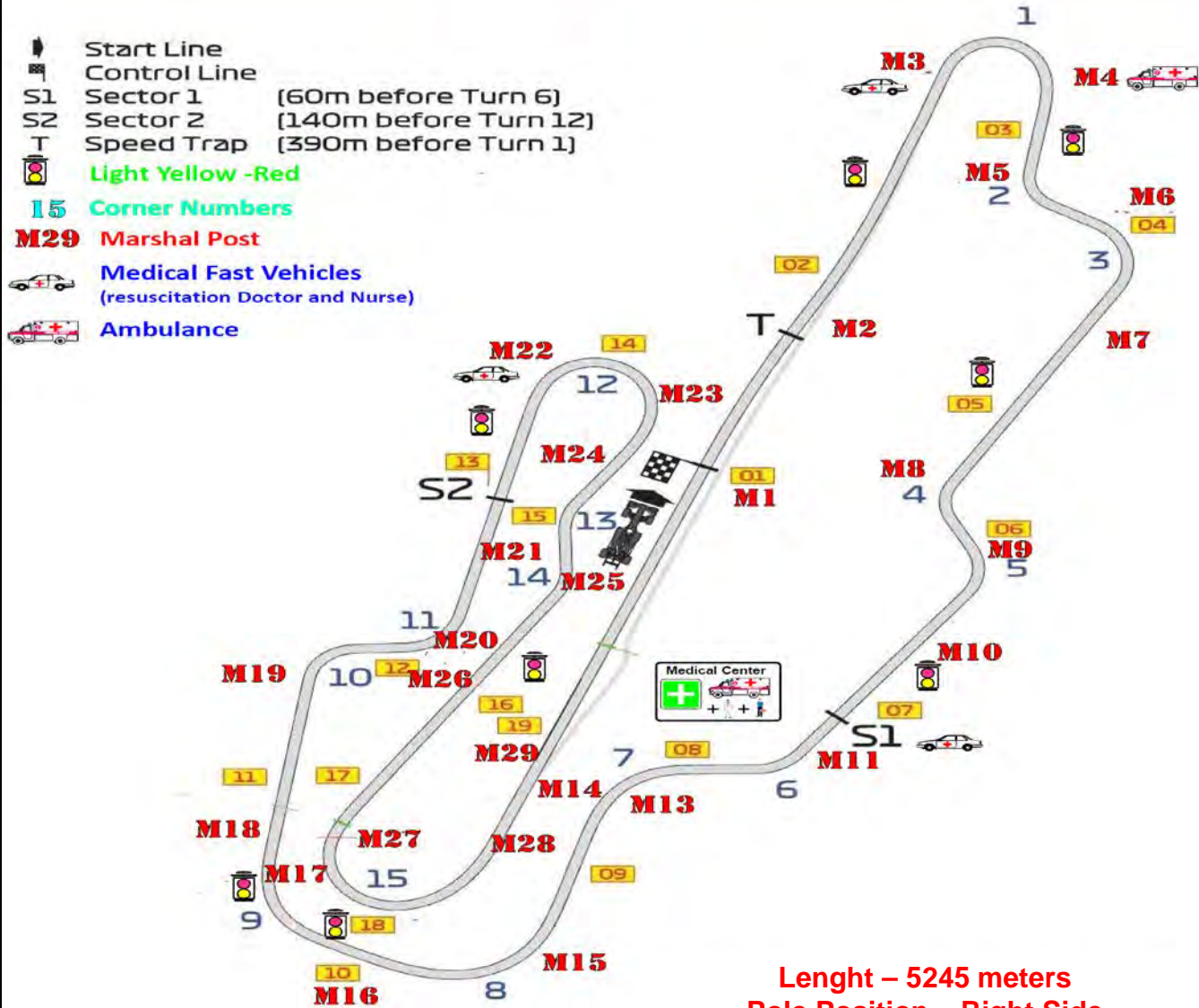


PCHC FIRST THREE CARS UNDER THE MAIN PODIUM OF THE CIRCUIT

mugello

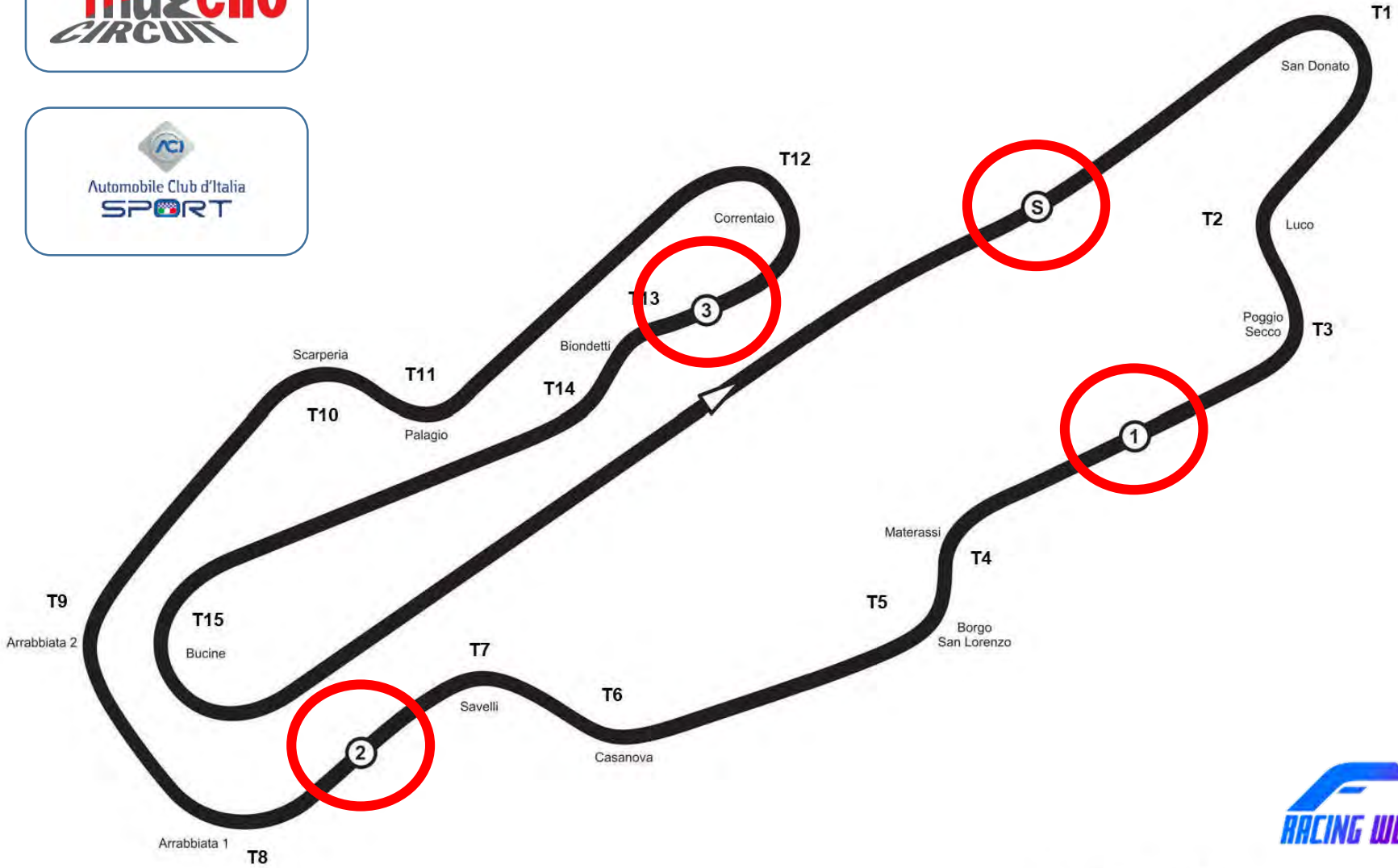
CIRCUIT

CIRCUIT MAP



Length – 5245 meters
Pole Position – Right Side

MUGELLO CIRCUIT

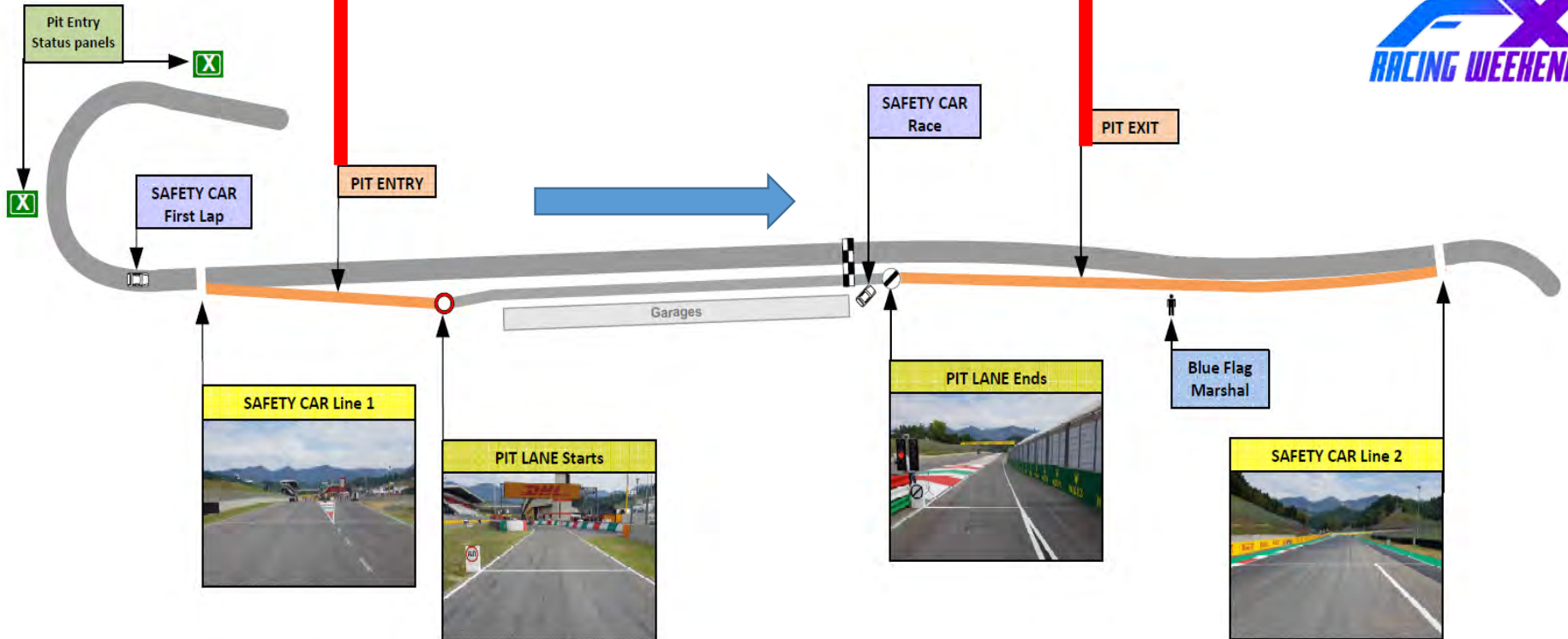


TIMING SECTORS

Length – 5245 meters
Pole Position – Right Side

LINES AND PIT LANE

PIT IN – PIT OUT METERS 389.30 – 24”
SECONDS



SAFETY CLOTHING MANDATORY USE DURING ENTIRE WEEK END

REMINDER



TRACK LIMIT

MUST RESPECT TRACK LIMIT

**DURING THE QUALIFYING AFTER LIMITS TRACK IF THE BEST LAP
DELETING THE THIS TIME**

**DURING THE RACES
AFTER REPEAT THE LIMITS TRACK
PENALTY TIME
(DECISION TO THE STEWARDS)**

URNS TRACK LIMITS UNDER CONTROL T4-T11-T13-T14

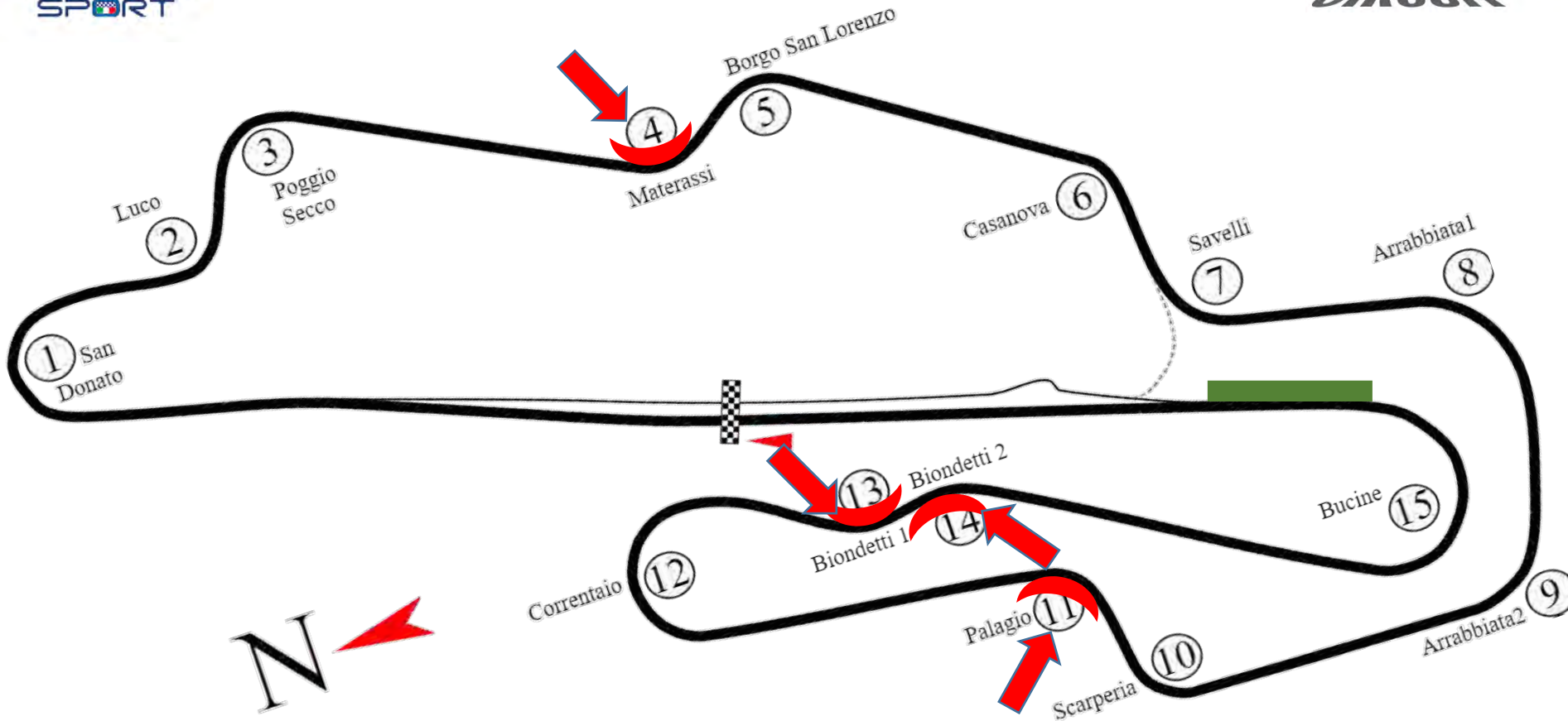
- QFY 1
- QFY 2

- TIME LAP DELETED IMMEDIATELY

- RACES

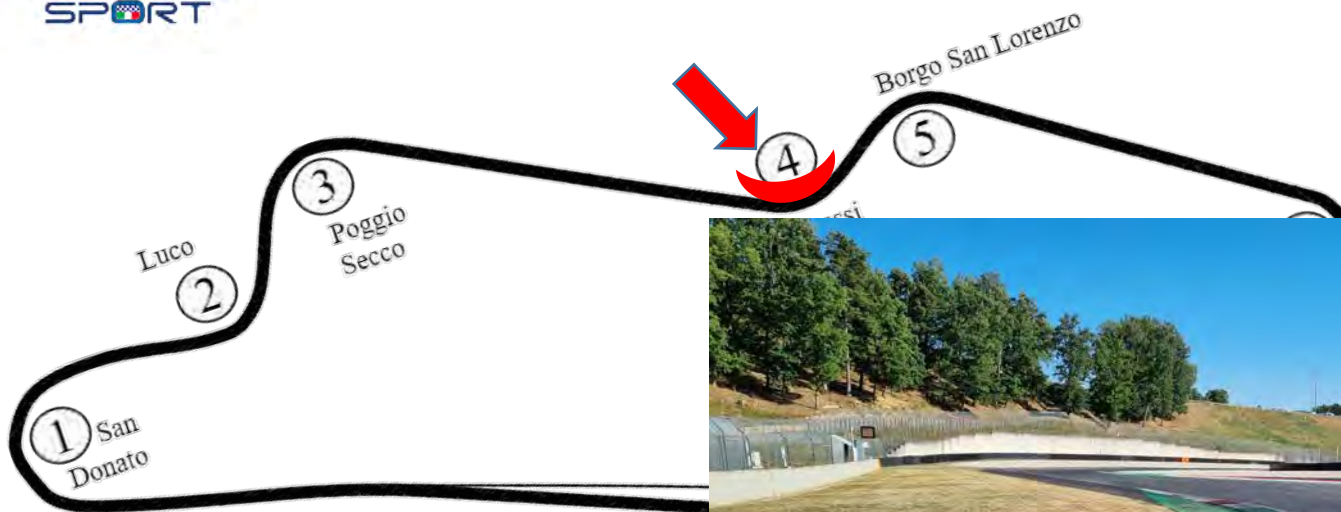
- 1st Offence: Warning on timekeepers monitor
- 2nd Offence: Warning on timekeepers monitor
- 3rd Offence: Warning flag (black/white)
- 4th Offence: +5" Time penalty or more

TRACK LIMITS LAYOUT



T4 – T11- T13 – T14

TRACK LIMITS LAYOUT




Corren

arrabiata2 9

T4 – TWO WHEELS REMAINING INSIDE THE WHITE LINE

TRACK LIMITS LAYOUT




T11 – TWO WHEELS REMAINING INSIDE THE WHITE LINE

TRACK LIMITS LAYOUT



mugello
CIRCUIT

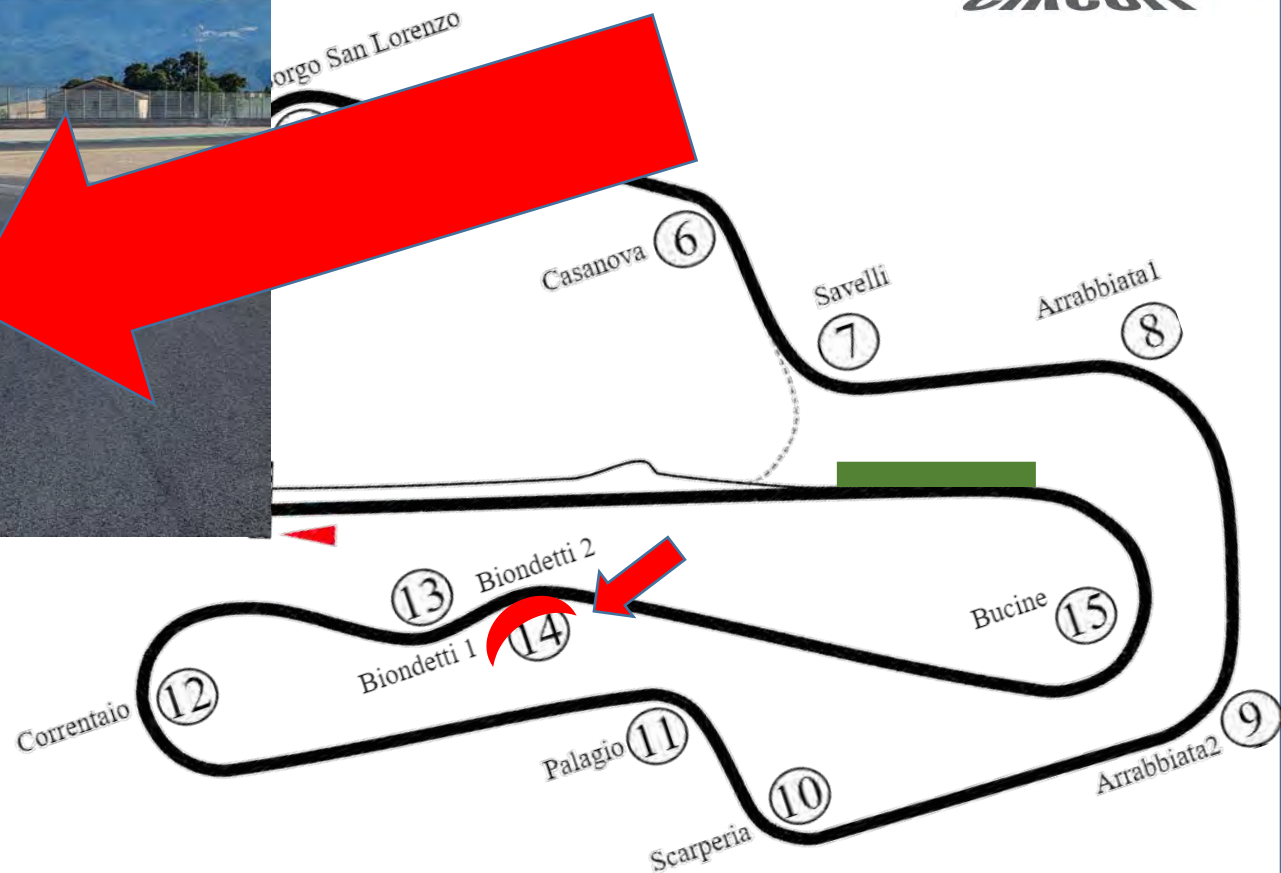


T13 – TWO WHEELS REMAINING INSIDE THE WHITE LINE

TRACK LIMITS LAYOUT



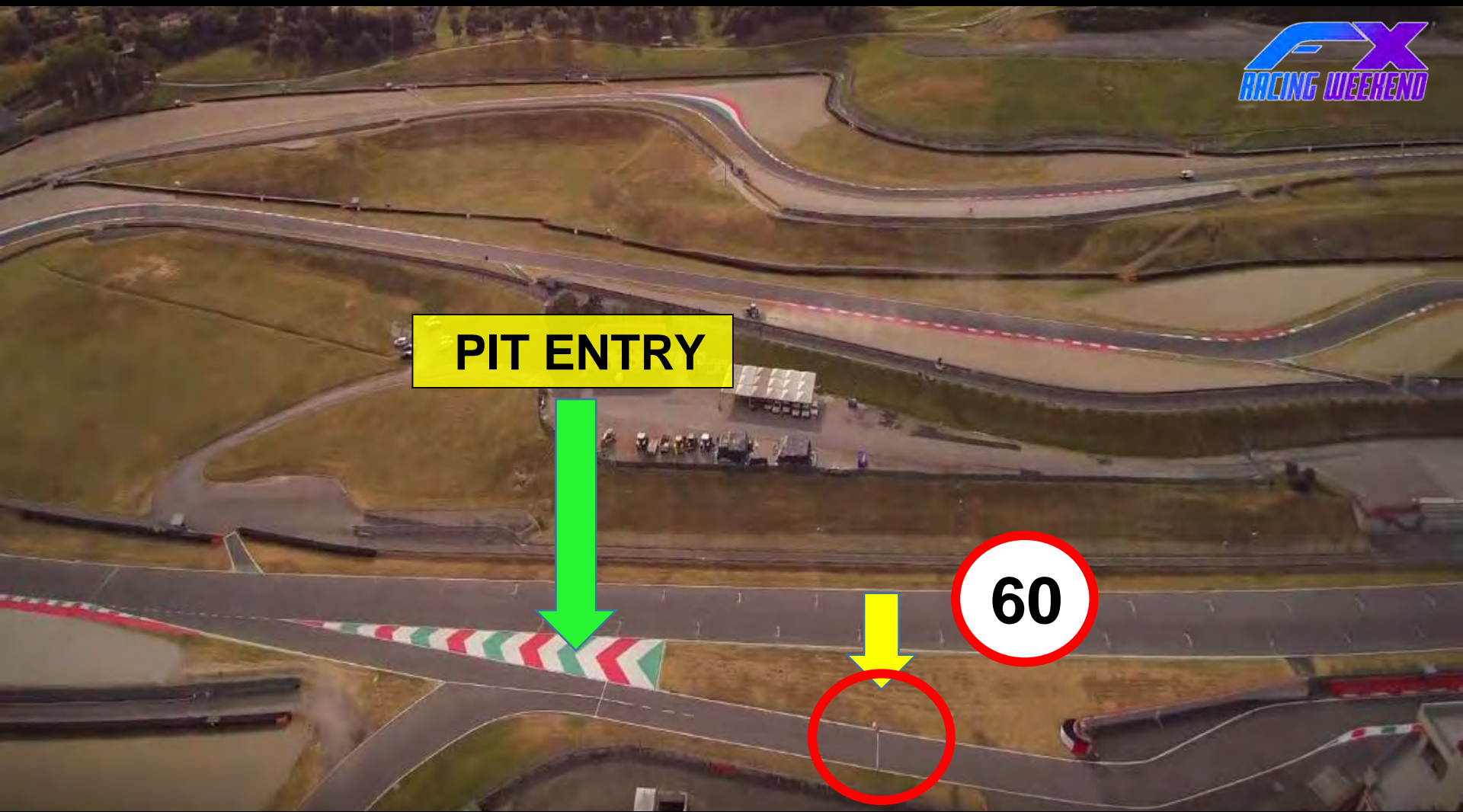
mugello
CIRCUIT



T14 – TWO WHEELS REMAINING INSIDE THE WITHE LINE

PIT ENTRY

60





Any Driver intending to leave the Track or to enter the Pit Lane shall signal their intention to do so in good time and shall make sure that it is safe to do so.
At all times, access to the Pit Lane is allowed only through the Pit Entry.

SPEED LIMIT IN THE PIT - 60 KM/H

FX
RACING WEEKEND



mugello
CIRCUIT

DURING THE START OF A RACE, THE PIT WALL MUST BE KEPT CLEAR OF ALL PERSONS



FAST LANE

BLENDING LANE

INNER LANE

SPEED LIMIT IN THE PIT 60 KM/H

SPEED LIMIT 60 KM/H
END OF SPEED CONTROL

MUST RESPECT RED LIGHTS AT THE EXIT PIT LANE

PIT EXIT



PIT ENTRY



PIT EXIT

DISTANCE - 389,30 meters
Time distance = 26 sec.



PIT EXIT - LIMIT

mugello
CIRCUIT

DON'T / TOUCH CROSS THE WHITE LINE

MARSHALL POST & RECOVERY AREAS

mugello
CIRCUIT



**IF DO YOU HAVE THE TECHNICAL PROBLEMS RECOVERING THE CAR IN THE ORANGE
AREAS
(RIGHT OR LEFT SIDE TO THE TRACK)**

DRIVE PERFORMANCE:
FAIR PLAY MODE DURING THE EVENT
NOT BAD MANOUVERS
NOT COLLISIONS



STOPPING FREE PRACTICE – QUALIFYING - RACE

When the red flags/lights are displayed, all Drivers must immediately reduce speed being prepared to stop if necessary and proceed slowly back to the Pit Lane - Pit Allocation.

RED LIGHTS PANEL

Slow down to 80 Km/Hr - NO overtaking

Qualifying: Clock stops - lap time cancelled - drive to pit lane



RED FLAG DURING THE FP AND QUALIFYING: STOP THE CAR IN THE PIT ALLOCATION IN WORKING LANE ONLY – MANDATORY IN CORRECT POSITIONS OF THE PIT ALLOCATION.

CHECK THE RED FLAG PROCEDURE - DURING SAFETY CAR ON THE ACISPORT REGULATIONS (RDS 2025)

**RED FLAG PROCEDURE DURING THE RACE AFTER SAFETY CAR ON TRACK: ALL CARS FOLLOW THE SAFETY CAR IN PIT LANE – ALL CARS STAY IN FAST LANE IN PARK FERME' CONDITIONS – ENGINES OFF - UNTIL AFTER THE RACE DIRECTOR SEND THE ORDER (IN RADIO AND ON THE MONITORS « NOW IS POSSIBLE MAKE THE WORKS ON THE CARS UNTIL AT THE TIME: _____ »)
RESTART THE RACE IS BEHIND THE LA SAFETY CAR – FOLLOW THE ITALIAN SPORTING REGULATION 2025.**

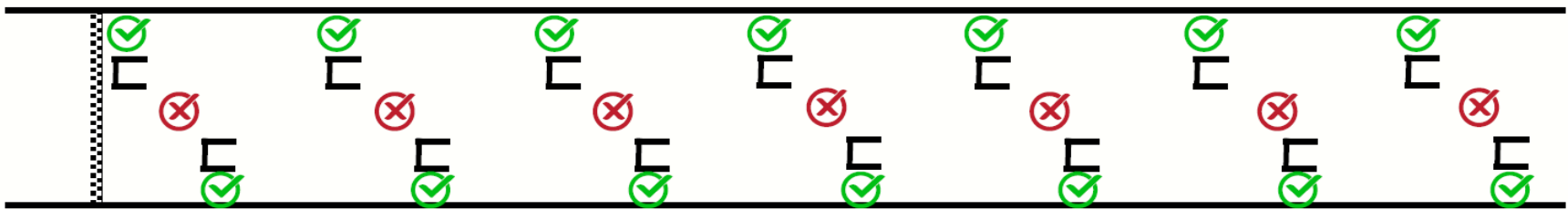
CARS FIRST POSITIONING IN THE GRID SAFETY PROCEDURE:



DURING POSITIONING ON THE STARTING GRID, ALL SPACES OF EACH CAR MUST BE IN ORDER THE TROLLEYS MUST BE KEPT EXCLUSIVELY OUTSIDE THE TRACK - THE ASSISTANTS MUST NOT INTRUDE INTO THE CENTRAL POSITIONING AREA – ALL TECHNICAL EQUIPMENT MUST BE POSITIONED IN FRONT OF EACH RESPECTIVE CAR IN ORDER TO MAKE THE POSITIONING MANOEUVRES EASY AND SAFE.

TROLLEYS POSITIONING ON THE GRID

All the trolleys must be positioned close to the pit wall for the cars that will start on the RHS of the starting grid and to the grandstand side for the cars that will start on the LHS of the starting grid. No trolleys are allowed to be positioned in the middle of the starting grid



FOR ALL TEAMS: MUST RESPECT THIS SAFETY PROCEDURE

STARTING PROCEDURE ROLLING START

POLE POSITION: RIGHT SIDE



**DURING THE PROCEDURE
AND THE PANELS SHOW
THE SIREN WILL ALSO BE ACTIVATED
WITH A SINGLE RING !!**



**AFTER WILL SHOW THE GREEN FLAG:
ALL CARS MOVING FROM THE GRID
STARTING LAP (FORMATION)**

**15' BEFORE THE START:
PIT LANE IS OPEN**

**10' BEFORE THE START:
PIT LANE IS CLOSED**

**5' BEFORE THE START
WILL SHOW THE PANEL 5'
MINUTES:
NO WORKS
WHEELS FITTED
CARS DOWN**

**3' BEFORE THE START
WILL SHOW THE PANEL 3'
MINUTES:
CLEAR THE STARTING GRID
- ONLY ONE PERSON PER
CAR**


**1' BEFORE THE START WILL
SHOW THE PANEL 1'
MINUTE: STARTING GRID IN
COMPLETE CLEAR
CONDITIONS - ENGINES ON**

**30'' BEFORE THE START
WILL SHOW THE PANEL 30''
SECONDS:
DRIVERS MUST BE READY
FOR THE STARTING LAP
LEADING CAR MOVING**

In the interval between the opening and the closing of the pit lane , 2 (two) laps of the circuit can be driven, with passage along the Pit Lane and within the time period in which the green light is on

When the cars are stopped in the GRID before the Formation Lap – ENGINE OFF / NO ENGINE RUNNING

Abort the Start



EXTRA FORMATION LAP

IF FOR ONE OR MORE REASONS THE START CAN NOT BE GIVEN, THE RED LIGHTS WILL BE ON AND THE BLINKING YELLOW LIGHTS WILL BE ON.

TIMING IS ON : IN ANY CASE WITH THE FRONT ROW CROSSING LINE OF THE START

LIGHT YELLOW BLINKING ON – LIGHT RED ON :

IN THIS CASE NEW FORMATION LAP – SPEED DICTATED BY POLE POSITION



DURING THE STARTING (FORMATION) LAP SAFETY MATTERS IN MANDATORY USE:

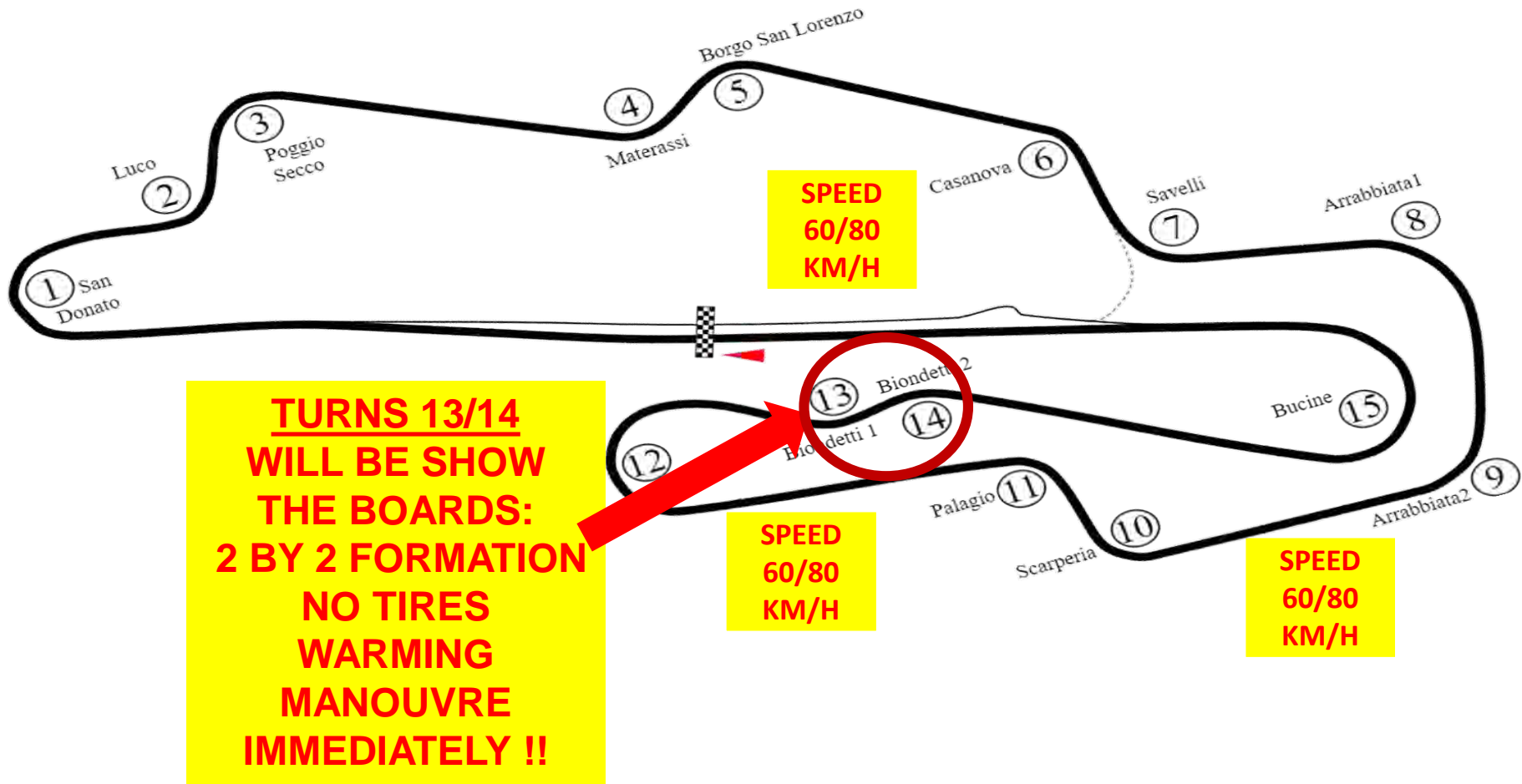
STARTING (FORMATION) LAP:

- DRIVERS MUST FOLLOW THE LEADING CAR.
- NO OVERTAKES.
- IN CASE A CAR DOES NOT START THE FORMATION LAP FROM THE GRID, IT MUST START FROM ITS GRID POSITION ONLY IF IT HAS NOT BEEN TAKEN BY ALL THE OTHERS CARS.

TWO BY TWO FORMATION BOARD :

- STARTING FROM **T13** THE GRID FORMATION BOARD WILL BE SHOWN
- **NO TIRES WARMING MANOUVRES - (IMMEDIATELY!!)**
- NO OVERTAKES.
- IT'S COMPULSORY TO MAKE THE TWO BY TWO FORMATION
- SPEED IS IMPOSED MIN.60 KM/H – MAX 80 KM/H UNTIL THE GREEN LIGHTS IS ON

DURING THE STARTING (FORMATION) LAP SAFETY MATTERS IN MANDATORY USE:



**OUT OF THE LEADING CAR THE POLE POSITION MUST HAVE A MAXIMUM SPEED
OF 80 KM/H AND A MINIMUM OF 60 KM/H MANDATORY**

STARTING PROCEDURE ROLLING START



TURN 13



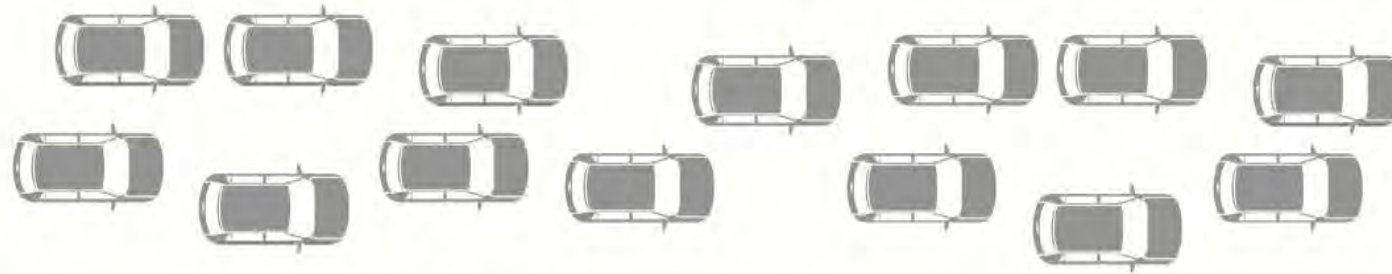
TURN 14

CARS RANGED IN
TWO LINES
WILL BE SHOW
THE BOARDS

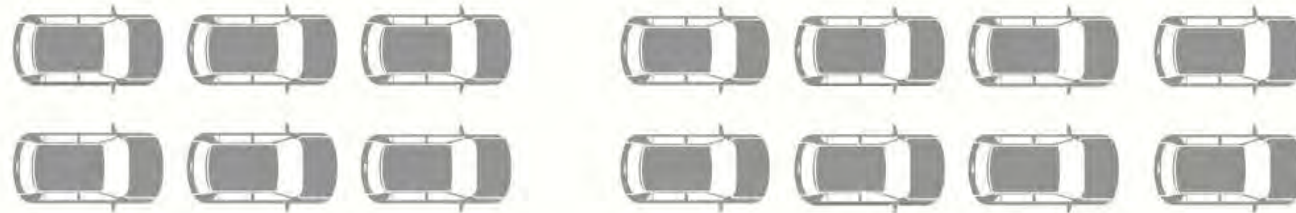
DURING THE STARTING (FORMATION) LAP SAFETY MATTERS IN MANDATORY USE:

STARTING PROCEDURE

ROLLING START



**WRONG
FORMATION**



**WRONG
FORMATION**



**CORRECT
FORMATION**

MANDATORY BEHAVIUR/PERFORMANCE:KEEP YOUR RESPECTIVE POSITIONS IN MOTION WITHOUT GETTING OUT OF ALIGNMENT, WITHOUT DISTURBING THE CONVOY AND THE RESPECTIVE START LINES AND ROW, UNTIL THE GREEN START LIGHTS TURN ON – IT IS A NECESSARY SAFETY CONDITION !!

DURING THE STARTING (FORMATION) LAP SAFETY MATTERS IN MANDATORY USE:

START LINE

ROLLING START – LINE UP



CARS IN CONVOY BEFORE THE START

SPEED 60/80 KM/H

CARS IN CONVOY BEFORE THE START

**DURING THE MAIN STRAIGHT IN ROLLING START PROCEDURE, CARS MUST PROCEED ON THE
STANDING START GRIDS (IDEAL CONVOY CORRIDORS) AND NOT LEAVE THESE LINES, BEFORE THE
START LIGHTS IS ON GREEN – MANDATORY !!**


STARTING PROCEDURE ROLLING START



FX
RACING WEEKEND

mugello
CIRCUIT

Speed 60/80 km/h



DURING THE STARTING (FORMATION) LAP SAFETY MATTERS IN MANDATORY USE:




COMPULSORY:
MUST RESPECT THE RUN SPEED
60/80 KPH

ROLLING START – LINE UP

DURING THE MAIN STRAIGHT IN ROLLING START PROCEDURE, CARS MUST PROCEED ON THE STANDING START GRIDS (IDEAL CONVOY CORRIDORS) AND NOT LEAVE THESE LINES, BEFORE THE START LIGHTS IS ON GREEN – MANDATORY !!

STARTING PROCEDURE ROLLING START



GREEN LIGHTS SWITCH ON = START OF THE RACE !!

STARTING PROCEDURE



**ANY FALSE OR JUMP START WILL BE SANCTIONED
FROM THE STEWARDS**



STARTING PROCEDURE ROLLING START



**SAFETY MISURE DURING THE
STARTING PROCEDURE
MANDATORY**




**DON'T TOUCH – DON'T CROSS THE AREA
WITH ITALIAN FLAG COLORS
FOR ITS ENTIRE LENGTH
IF YOU TOUCH OR CROSS A 5" SECONDS
TIME PENALTY WILL BE APPLIED**

THE RACE

RACE

- RACE WILL BE DIVIDED IN 2 PARTS:
 - SATURDAY: 55'
 - SUNDAY: 55'
- IN EACH PART A COMPULSORY PIT STOP MUST BE DONE
- AT THE END OF PART 1 (RACE ON SATURDAY) NO PODIUM
- AT THE END OF PART 2 (RACE ON SUNDAY) PLEASE FOLLOW MARSHALS INSTRUCTION TO APPROACH AT PODIUM BAY
- FIRST 3 CARS IN PARC FERME' (FOLLOW MARSHALS INSTRUCTIONS)
- DRIVER THAT WILL START AS FIRST IN PART 1 DOESN'T START AS FIRST IN PART 2



CHECK THE RED FLAG PROCEDURE - DURING SAFETY CAR ON THE ACISPORT REGULATIONS (RDS 2025)

**RED FLAG PROCEDURE DURING THE RACE AFTER SAFETY CAR ON TRACK: ALL CARS FOLLOW THE SAFETY CAR IN PIT LANE – ALL CARS STAY IN FAST LANE IN PARK FERME' CONDITIONS – ENGINES OFF - UNTIL AFTER THE RACE DIRECTOR SEND THE ORDER (IN RADIO AND ON THE MONITORS « NOW IS POSSIBLE MAKE THE WORKS ON THE CARS UNTIL AT THE TIME: _____ »)
RESTART THE RACE IS BEHIND THE LA SAFETY CAR – FOLLOW THE ITALIAN SPORTING REGULATION 2025.**



THE RACE – PIT STOP



RACE

SAFETY MISURES BEFORE AND DURING THE MANDATORY PIT STOP

IMMEDIATELY BEFORE THE PIT STOP, ALL TOOLS AND TYRES MUST BE POSITIONED BEHIND THE WHITE LINE IN FRONT OF THE PITS (ONE METRE AWAY FROM THE PITS THEMSELVES) AND MAY BE PLACED ON THE LAY-BY WHEN THE CAR IS STATIONARY ONLY.



CHECK THE RED FLAG PROCEDURE - DURING SAFETY CAR ON THE ACISPORT REGULATIONS (RDS 2025)

RED FLAG PROCEDURE DURING THE RACE AFTER SAFETY CAR ON TRACK: ALL CARS FOLLOW THE SAFETY CAR IN PIT LANE – ALL CARS STAY IN FAST LANE IN PARK FERME' CONDITIONS – ENGINES OFF - UNTIL AFTER THE RACE DIRECTOR SEND THE ORDER (IN RADIO AND ON THE MONITORS « NOW IS POSSIBLE MAKE THE WORKS ON THE CARS UNTIL AT THE TIME: _____ »)
RESTART THE RACE IS BEHIND THE LA SAFETY CAR – FOLLOW THE ITALIAN SPORTING REGULATION 2025.

FULL COURSE YELLOW

DURING THE FREE PRACTICE – QUALIFYING AND RACES



IN CASE OF USING THE “**FULL COURSE YELLOW** “, THE RD WILL COMPLY WITH THE FOLLOWING STANDARDS SPEED LIMIT IMPOSED THE ENTIRE OF TRACKS IS **80 KM/H** ; IN THIS CASE , AT EACH MP, WILL BE SHOWED THE BOARD **FCY** (FULL COURSE YELLOW) WHICH WILL BE ACCOMPANIED BY A WAVED YELLOW FLAG , MAINTAINING THE SAME DETACHMENT FROM OTHER CARS , UNTIL THE FIRST MP WHERE THE GREEN FLAG WILL BE DISPLAYED. **DURING THE RACE: AT END OF THE FCY PROCEDURE –ENTRY INSIDE THE TRACK THE SAFETY CAR, BEFORE THE RESTART THE RACE. FOR THAT REASON IS FORBIDDEN, FOR THE DRIVERS MAKE WARMING TIRES MANOUVERS DURING THE RACE – MANDATORY USE IS THE SAFETY MATTER !!**

FULL COURSE YELLOW



FCY

SC

- Speed 80 Km/Hr until the green flag
- SC procedure always preceded by FCY
- SC get the leader during the FCY
- End of FCY– SC procedure

DURING THE FREE PRACTICE – QUALIFYING AND RACES

PERMANENT SAFETY CAR MUGELLO CIRCUIT



SAFETY CAR

PROCEDURE



SC



FX
RACING WEEKEND



SAFETY CAR PROCEDURE



SAFETY CAR PROCEDURE

- If needed, the Clerk of the Course can use the Safety Car to neutralize the race.
- When the Safety Car deploy order is given, all Marshals Post will show a waved yellow flag and SC board.
- The Safety Car will enter on track with the yellow lights on and take the head of the race with the leader behind itself.
- Overtaking is forbidden and the distance should be less than five car lengths apart.
- The Safety Car will be used until the safety conditions will be restored.
- When the Safety Car will approach the SC Line 1, competitor may enter in pit lane overtaking the SC.
- During the SC procedure Pit Exit remain GREEN. When the SC will close to pass the START Line pit exit will be closed (RED lights)
- When the last car of the group behind the SC will pass pit exit the light at pit exit it will be GREEN again.
- In some circumstances, the Safety Car can pass in pit lane. Please, always follow the Safety Car when its yellow lights are on.
- During the SC period it's not possible to serve penalties as STOP & GO and DRIVE THROUGH

SAFETY CAR PROCEDURE

SAFETY CAR PROCEDURE

- When the Clerk of the Course announces "Safety Car in this lap," the Safety Car will turn off its yellow lights at **Turn 12**
- From this moment onward, all drivers must maintain a consistent speed without performing any tire-warming maneuvers. All SC boards will be withdrawn and a single fixed yellow flag will be shown at each marshal post
- As the Safety Car approaches the pit entry, the yellow flags will be withdrawn.
- Green lights and a green flag will be displayed only at the Control line until the last car passes.
- Overtaking is only allowed after crossing the Control/Finish line.
- If the safety car remains on the track during the final lap, the following procedure will be implemented:
 - Turn off lights at **Turn 12**
 - Safety car returns to the pit lane
 - All competing cars will receive the chequered flag (no overtaking or green flag).



SC

FX
RACING WEEKEND

SAFETY CAR

SAFETY CAR



mugello
CIRCUIT

SAFETY CAR PROCEDURE



SAFETY CAR PROCEDURE

- If needed, the Clerk of the Course can use the Safety Car to neutralize the race.
- When the Safety Car deploy order is given, all Marshals Post will show a waved yellow flag and SC board.
- The Safety Car will enter on track with the yellow lights on and take the head of the race with the leader behind itself.
- Overtaking is forbidden and the distance should be less than five car lengths apart.
- The Safety Car will be used until the safety conditions will be restored.
- When the Safety Car will approach the SC Line 1, competitor may enter in pit lane overtaking the SC.
- During the SC procedure Pit Exit remain GREEN. When the SC will close to pass the START Line pit exit will be closed (RED lights)
- When the last car of the group behind the SC will pass pit exit the light at pit exit it will be GREEN again.
- In some circumstances, the Safety Car can pass in pit lane. Please, always follow the Safety Car when its yellow lights are on.
- During the SC period it's not possible to serve penalties as STOP & GO and DRIVE THROUGH

SC



PIT EXIT LIGHTS DURING SC

Pit exit light remain **GREEN**

When the SC will pass the FINISH LINE, the pit exit light will turn **RED**

When last car in the group behind SC passes pit exit, the light will turn **GREEN** again

SAFETY CAR

SC



DRIVERS TO FOLLOW SAFETY CAR, NO OVERTAKING

SAFETY CAR

FX
RACING WEEKEND

ALL CARS FOLLOW THE SAFETY CAR INTO THE PIT LANE

SC



Under certain circumstances, the Race Director may ask the Safety Car to use the Pit Lane. In these cases, and provided its orange lights remain illuminated, all Cars must follow it into the Pit Lane without overtaking.

Any Car entering the Pit Lane under these circumstances may stop at its Pit

SAFETY CAR

In some cases the Safety Car may use the PIT LANE
In this case the yellow lights will remain on and all the cars will follow
the SC through Pit Lane.

The cars will be able to stop at their Box

DURING THE CONDITIONS OF SAFETY CAR IT IS NOT POSSIBLE TO DISCOUNT
THE PENALTIES OF:

STOP & GO

DRIVE TROUGH



SAFETY CAR

SAFETY CAR



When the Race Director calls in the Safety Car, it must extinguish its orange lights and this will be the signal to the Drivers that it will be entering the Pit Lane at the end of that lap.

If the Safety Car is still deployed at the beginning of the last lap, or is deployed during the last lap, it will enter the Pit Lane at the end of the last lap and the cars will take the chequered flag as normal without overtaking.



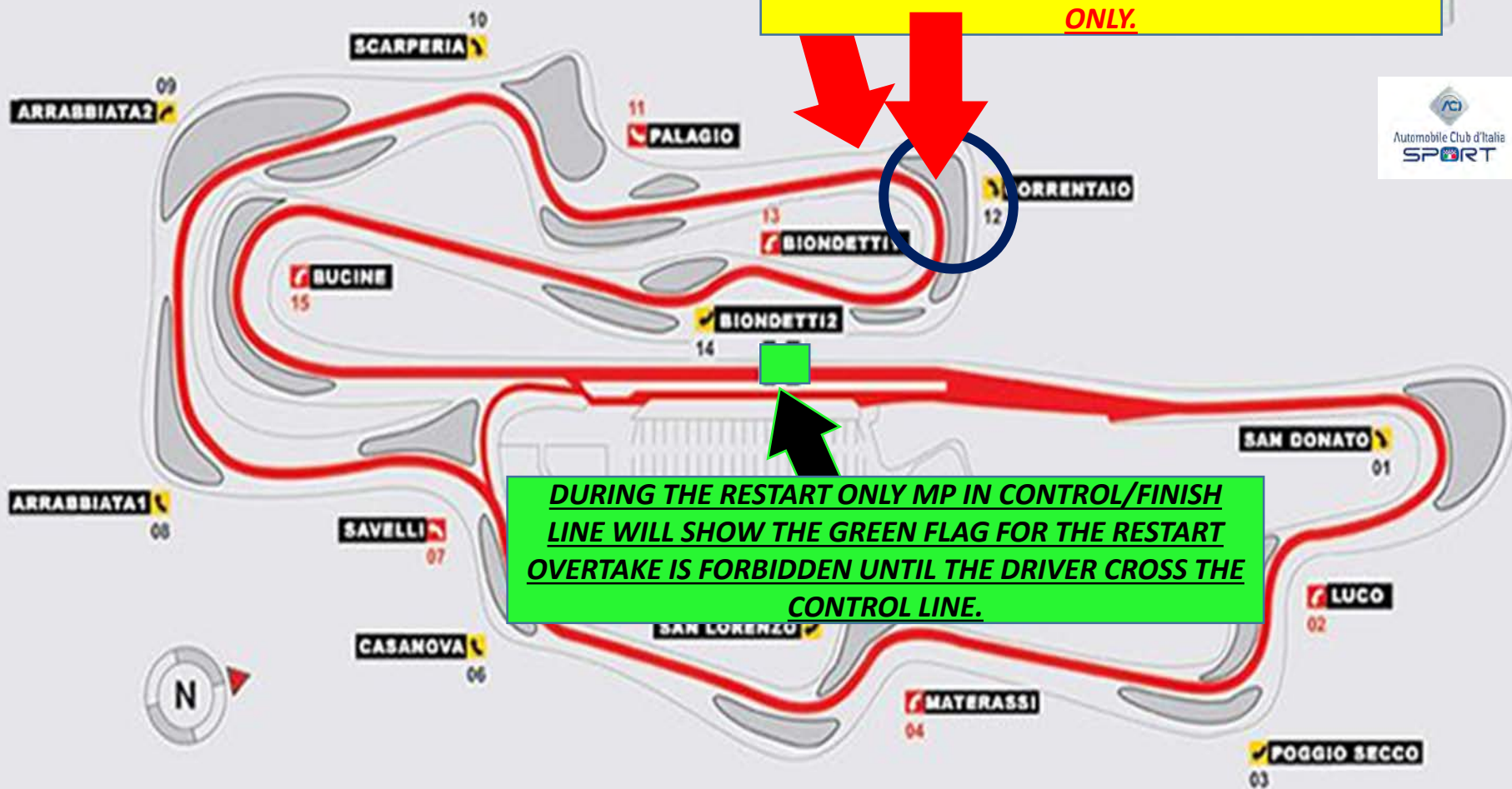
RACE CONTROL : SAFETY CAR IN THIS LAP

NO LIGHTS ON THE SAFETY CAR

Stay in one single line – No tyre warming

SAFETY CAR LIGHTS OFF Turn 12

mugello circuit



**IN TURN 12: FINISH WARMING TIRES MANOUVRES
WHEN SC YELLOWS LIGHTS OFF**

**WHEN SC YELLOWS LIGHTS OFF
ALL MARSHALL POST WITHDRAW THE SC BOARD
AND LEAVE THE FIXED YELLOW FLAGS DISPLAYED
ONLY.**

**DURING THE RESTART ONLY MP IN CONTROL/FINISH
LINE WILL SHOW THE GREEN FLAG FOR THE RESTART
OVERTAKE IS FORBIDDEN UNTIL THE DRIVER CROSS THE
CONTROL LINE.**

SAFETY CAR RESTART

FX
RACING WEEKEND

ACI
Automobile Club d'Italia
SPORT



RESPECT THE DISTANCE TO THE SAFETY CAR ON THE SC LINE !!!!!

SAFETY CAR - RESTART



FIRST SAFETY CAR LINE

YOU CAN ACCELERATE ONLY FROM THE FIRST SAFETY CAR LINE

SAFETY CAR - RESTART

Overtaking remains forbidden until the Cars cross the Finish Line



If the Safety Car is still deployed at the beginning of the last lap, or is deployed during the last lap, it will enter the Pit Lane at the end of the last lap and the cars will take the chequered flag as normal without overtaking.

START BEHIND SAFETY CAR



UNDER CERTAIN CIRCUMSTANCES THE RACE MAY BE STARTED BEHIND THE SAFETY CAR. IN THIS CASE, AT ANY TIME BEFORE THE "ONE-MINUTE" BOARD IS GIVEN, ITS ORANGE LIGHTS WILL BE SWITCHED ON. THIS IS THE SIGNAL TO THE DRIVERS THAT THE RACE WILL BE STARTED BEHIND THE SAFETY CAR. WHEN THE GREEN LIGHTS ARE ILLUMINATED, THE SAFETY CAR WILL LEAVE THE GRID WITH ALL CARS FOLLOWING IN GRID ORDER IN SINGLE CONVOY, NO MORE THAN TEN CAR LENGTHS APART. THERE WILL BE NO FORMATION LAP THE OVERTAKE IS FORBIDDEN IMMEDIATELY THE TIME FOR THE RACE IS ON WHEN THE FIRST ROW OF THE CARS CROSSING THE START LINE. THE RACE WILL START WHEN THE GREEN LIGHTS CAME ON


STOPPING A FREE PRACTICE SESSION OR A QUALIFYING SESSION

WHEN THE RED FLAGS/LIGHTS ARE DISPLAYED, ALL DRIVERS MUST IMMEDIATELY REDUCE SPEED BEING PREPARED TO STOP IF NECESSARY AND PROCEED SLOWLY BACK TO THE PIT LANE.

ALL ABANDONED CARS WILL BE MOVED TO A SAFE POSITION. ANY LAP TIME RECORDED AFTER THE RED FLAGS/LIGHTS HAVE BEEN DISPLAYED WILL NOT BE TAKEN INTO ACCOUNT.

STOPPING DURING THE RACE (RED FLAG)

**CHECK THE RED FLAG PROCEDURE - DURING SAFETY CAR
ON THE ACISPORT REGULATIONS (RDS 2025)**



SUSPENDING THE RACE Under Safety Car



STOPPING DURING THE RACE (RED FLAG)

**CHECK THE NEW RED FLAG PROCEDURE - DURING SAFETY CAR
ON THE ACISPORT REGULATIONS (RDS 2024)**



**ALL CARS FOLLOW THE SAFETY CAR INTO THE PIT LANE
STOP AT PIT EXIT BEHIND THE SAFETY CAR**

PÉNALTYS SHOWN POINT



Automobile Club d'Italia
SPORT

mugello
CIRCUIT

FX
RACING WEEKEND

**DRIVE
THROUGH**

DRIVE THROUGH

STOP & GO

003

FLAGS



SHOW THE MESSAGE UNDER INVESTIGATION REASONS





- IF THE DRIVER NO RESPECT INTERNATIONAL CODE
- IF THE DRIVER INVOLVING TO THE COLLISION
- IF THE DRIVER NO RESPECT THE FLAGS AND PANELS
SHOW

THE RACE CONTROL SHOW THE MESSAGE

UNDER INVESTIGATION

374

FLAGS - DIGITAL PANELS & INFORMATIONS



Dangerous situation
Please Reduce The Speed



Very Dangerous situation
Please Reduce The Speed
Ready also to Stopped



Race Stopped
Immediatly in Pit Lane
Speed 80 Km/h



Technical problem
Immediatly in Pit
Lane



Ease the overtake

STOP & GO

Showed for 2 Laps

The driver has 3 Laps to enter in the Pit Lane

911


With Race Number

DRIVE THROUGH

Showed for 2 Laps

The driver has 3 Laps to enter in the Pit Lane

FLAGS - DIGITAL PANELS & INFORMATIONS



Safety Car



Safety Conditions



Full Course Yellow



White Flag
Slow Car on track



Reduce the Speed
Reduced Grip Conditions



Warning Flag
Wrong Performance




Finish Flag
End of the Session or Race

FLAGS DIGITAL PANELS & INFORMATION

SINGLE WAVED: REDUCE YOUR SPEED, DO NOT OVERTAKE, AND BE PREPARED TO CHANGE DIRECTION.




YELLOW FLAG




YELLOW BLINKING

DOUBLE WAVED: REDUCE YOUR SPEED SIGNIFICANTLY, DO NOT OVERTAKE, AND BE PREPARED TO CHANGE DIRECTION OR STOPPED.




**YELLOW / BLACK
BLINKING
ON THE DIAGONAL**

DOUBLE YELLOW FLAGS



FLAGS & INFORMATION

BLUE FLAG



At ALL TIMES: displayed to a driver leaving the pits if traffic is approaching on the track.

During PRACTICE: a faster car is close behind you and is about to overtake you.

During the RACE: shown to a car about to be lapped, the driver concerned must allow the following car to pass at the earliest opportunity.

MUST RESPECT THE BLU FLAGS

STOP AND GO - AREA



Automobile Club d'Italia
SPORT

mugello
CIRCUIT

FX
RACING WEEKEND



CHEQUERED FLAG




START - FINISH LINE – CONTROL LINE



AFTER THE FINISH FLAG – ALL CARS IMMEDIATELY EXIT AT TURN 7 FOR ALL SESSIONS – FOR ALL RACES

**ART. 2 Supplementary Regulation
MANDATORY ROLE**



It's possible to cut the track near Savelli corner – Turn 7 only in free practice and qualifying but not during the race ; only for technical or safety reasons you can use this part of the track during the race but in this case you must stop near the Box n.20 and you will receive a time penalty of 2' minutes added to the Race Time (Classification)

PRIZE GIVING CEREMONY – PODIUM



THE FIRST THREE DRIVERS OF THE CLASSIFICATION EACH RACE - WILL STOP THEIR CARS NEAR THE PODIUM FOR THE PRIZE GIVING CEREMONY.


FX RACING WEEKEND

Never Forget without the marshals you don't get to race!





IF YOU DRIVE
NEVER DRINK





THANKS FOR YOUR ATTENTION

FX
RACING WEEKEND



WE WISH YOU A VERY GOOD WEEKEND

By Gianluca Marotta