

DRIVERS AND COMPETITORS BRIEFING WITH PERMANENT RACE DIRECTOR



MISANO WORLD CIRCUIT
14/15/16 NOVEMBER 2025
ROLLING START PROCEDURES





**ESTIMATED TIME FOR THE BRIEFING IS
25' MINUTES**



**POSSIBLE QUESTIONS CAN BE ASKED
AT THE END THE PRESENTATION**

INFORMATIONS





MAIN HOURS OF THE EVENT

FRIDAY										
Pit-lane Open	Pit-lane Close	Pit-lane Passage		Start	End	Dur		Category	Lights on	Session
09:00				09:00	09:20	00:20		FX2 / Trofeo Predator's		FP1
09:25				09:25	09:45	00:20		FX Pro Series		FP1
09:50				09:50	10:15	00:25		ATCC / ATCC MJ		FP1
10:20				10:20	10:40	00:20		Legends Cars		FP1
10:45				10:45	11:05	00:20		X-GT4 + TCR + Lotus		FP1
11:10				11:10	11:30	00:20		Supersport GT / NGTC - TCR		FP1
11:35				11:35	11:55	00:20		ATCC TC		FP
Pausa										
12:45				12:45	13:05	00:20		FX2 / Trofeo Predator's		FP2
13:10				13:10	13:30	00:20		Legends Cars		FP2
13:35				13:35	14:00	00:25		ATCC / ATCC MJ - TCR		FP2
14:05				14:05	14:25	00:20		X-GT4 + TCR + Lotus		FP2
14:30				14:30	14:50	00:20		FX Pro Series		FP2
14:55				14:55	15:15	00:20		Trofeo Predator's		Q
15:20				15:20	15:40	00:20		FX2		Q
15:45				15:45	16:20	00:35		ATCC - ATCC MJ (15'+5'+15')		Q
16:25				16:25	16:45	00:20		Supersport GT / NGTC		FP2
16:50				16:50	17:20	00:30		Lotus Cup (20' + SP)		Q
17:25				17:25	17:45	00:20		ATCC TC		Q
17:50				17:50	18:25	00:35		TCR Endurance (15' + 5' + 15')		Q
SATURDAY										
Pit-lane Open	Pit-lane Close	Pit-lane Passage	Formation Lap	Start (approx)	End	Dur		\		Session
08:50	08:55	YES	08:57	09:00	09:55	00:55		TCR Endurance		R
10:00				10:00	10:20	00:20		FX Pro Series		Q
10:25				10:25	10:45	00:20		Legends Cars		Q
10:50	10:51	NO	10:57	11:00	11:20	00:20		Trofeo Predator's		R1
11:25	11:26	NO	11:32	11:35	11:55	00:20		ATCC / ATCC MJ		R1
12:00				12:00	12:30	00:30		X-GT4 / Supersport GT / NGTC		FP3
Pausa										
13:20	13:25	YES	13:27	13:30	13:50	00:20		FX Pro Series		R1
13:55	13:56	NO	14:02	14:05	14:25	00:20		FX2		R1
14:30	14:31	NO	14:37	14:40	15:00	00:20		ATCC MJ		R1B
15:05	15:06	NO	15:12	15:15	15:33	00:18		Legends Cars		R1
15:35	15:36	NO	15:42	15:45	16:05	00:20		Lotus Cup		R1
16:10	16:11	NO	16:17	16:20	16:40	00:20		ATCC TC		R1
16:45				16:45	17:20	00:35		GT4 / Supersport GT / NGTC (15'+5'+15')		Q1 + Q2
17:25	17:30	YES	17:32	17:35	18:30	00:55		TCR Endurance		R
SUNDAY										
Pit-lane Open	Pit-lane Close	Pit-lane Passage	Formation Lap	Start (approx)	End	Dur		Category		Session
08:50	08:51	NO	8:57	09:00	09:20	00:20		ATCC MJ		R2 A
09:25	09:26	NO	9:32	09:35	09:53	00:18		Legends Cars		R2
09:55	10:00	YES	10:02	10:05	10:45	00:40		X-GT4 Italy		R1
10:50	10:55	YES	10:57	11:00	11:35	00:35		Supersport GT / National GT Challenge		R1
11:40	11:41	NO	11:47	11:50	12:10	00:20		Trofeo Predator's		R2
12:15	12:16	NO	12:22	12:25	12:43	00:18		Legends Cars		R3
12:45	12:46	NO	12:52	12:55	13:15	00:20		FX2		R2
Pausa										
14:05	14:06	NO	14:12	14:15	14:35	00:20		ATCC / ATCC MJ		R2 (R2B)
14:40	14:45	YES						X-GT4 Italy (GO TO GRID)		Grid Walk
FANZONE ON THE GRID - LOTUS AUTOGRAPH SESSION ON THE GRID										
		YES	15:12	15:15	15:55	00:40		X-GT4 Italy (Race)		R2
16:00	16:05	YES	16:07	16:10	16:30	00:20		FX Pro Series		R2
16:35	16:40	YES	16:42	16:45	17:20	00:35		Supersport GT / National GT Challenge		R2
17:25	17:26	NO	17:32	17:35	17:55	00:20		Lotus Cup		R2
18:00	16:40	NO	18:07	18:10	18:30	00:20		ATCC TC		R2

20' MINUTES BEFORE THE ACTIVITY START - ALL DRIVERS READY OF THE PIT LANE GATE

MUST RESPECT SAFETY/SPORTING/TECHNICAL MATTERS AND ALL PROCEDURES

RACE WEEKEND FORMAT

FREE PRACTICE

2 X 20' + 1 X 30'

QUALIFYING

1 X 15' RESERVED TO THE DRIVER WHO WILL START THE RACE 1
FINAL CLASSIFICATION AFTER Q1 FOR THE GRID RACE 1 – BEST TIMES
5' BREAK IN PIT LANE

1 X 15' RESERVED TO THE DRIVER WHO WILL START RACE 2
FINAL CLASSIFICATION AFTER Q2 FOR THE GRID RACE 2 - BEST TIMES

GT4 ITALY RACE 1 – 40' MINUTES – MANDATORY PIT WINDOW FOR THE DRIVER CHANGE ONLY
BETWEEN MINUTE 18 AND MINUTE 23 OF THE RACE
AFTER THE CHEQUERED FLAG - PODIUM AND PRIZE GIVING

GT4 ITALY RACE 2 – 40' MINUTES – MANDATORY PIT WINDOW FOR THE DRIVER CHANGE ONLY
BETWEEN MINUTE 18 AND MINUTE 23 OF THE RACE
AFTER THE CHEQUERED FLAG - PODIUM AND PRIZE GIVING

SSGT GT CH. RACE 1/RACE 2 – 35' MINUTES – MANDATORY PIT WINDOW FOR THE DRIVER CHANGE ONLY
BETWEEN MINUTE 18 AND MINUTE 23 OF THE RACE
AFTER THE CHEQUERED FLAG - PODIUM AND PRIZE GIVING

RESULTS

FINAL CLASSIFICATION AFTER RACE 1 AND RACE 2





Balance_{of} Performance

MUST RESPECT !!



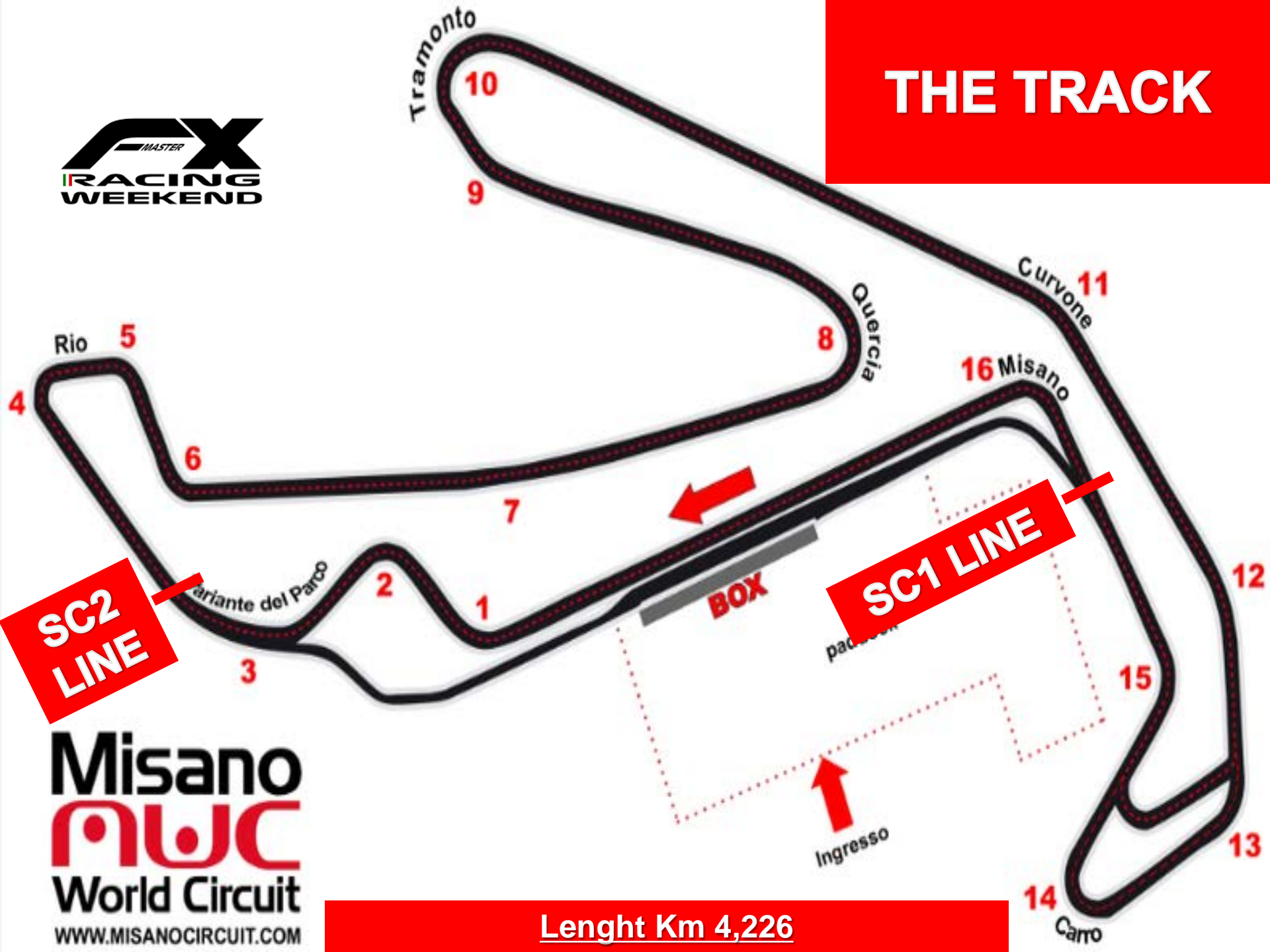
Balance_{of} Performance

MUST RESPECT !!





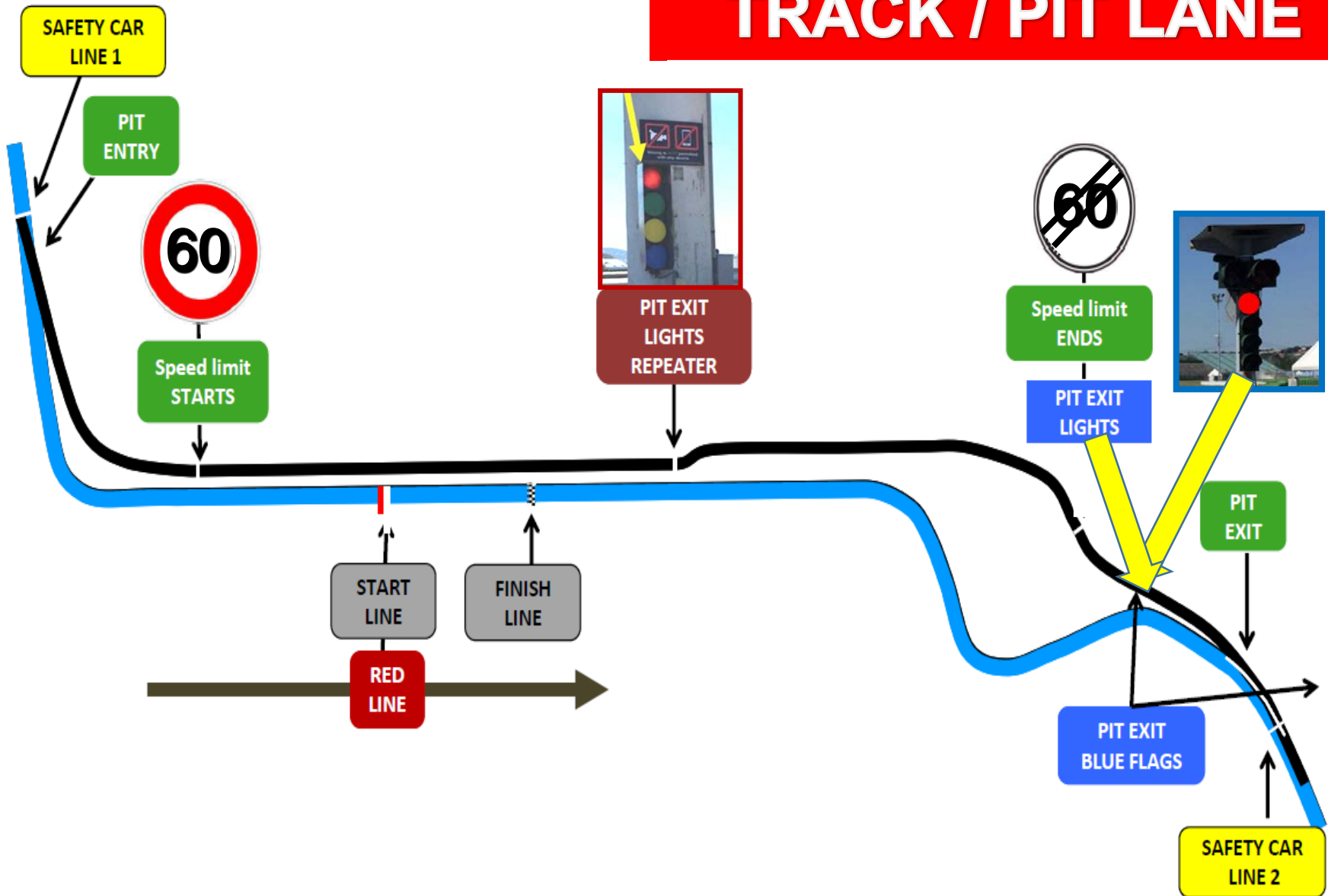
THE TRACK



Misano
W.C.
World Circuit
WWW.MISANOCIRCUIT.COM

Lenght Km 4,226

THE LINES ON TRACK / PIT LANE



Lenght Km 4,226- Pole Position: Right Side

COMMUNICATION PROCEDURE

RACE DIRECTOR WITH TEAMS MANAGER

RADIO CHANNEL 1

THE RACE DIRECTOR SEND
INFORMATIONS DURING THE SESSIONS
AND THE RACES TO THE TEAMS
MANAGERS FOR THE SPORTING
PROCEDURES – TRACK CONDITIONS –
INCIDENTS - SAFETY MEASURES TAKEN
ON TRACK, OR ACTIONS UNDER
INVESTIGATIONS OR PENALTYS FOR THE
DRIVERS



**Team
Manager**



MESSAGES PUBLICATION TO THE MONITOR

NEW PROCEDURE:

COMMUNICATIONS FROM THE RACE DIRECTOR:

RD.....MESSAGE.....

COMMUNICATIONS FROM THE STEWARDS OF THE PANEL:

STW..... MESSAGE.....

PIT ALLOCATION

Scale A	1	MONTECARLO
	2	LETTI
	3	MAJO
	4	OUT
Scale B	5	PI SAGGIO
	6	PI SAGGIO
	7	BATTAGLIA
	8	BATTAGLIA
Scale C	9	GLACIAS
	10	GLACIAS
	11	STARTER
	12	OVER COMBITION
Scale D	13	TORNO
	14	TORNO
	15	TORNO
	16	OVER DRIVE
Scale E	17	GLACIAS
	18	GLACIAS
	19	BASSANO
	20	BASSANO
Scale F	21	BASSANO
	22	BASSANO
	23	GLACIAS
	24	GLACIAS
Scale G	25	TECHNICAL
	26	GLACIAS
	27	TECHNICAL
	28	GLACIAS
Scale H	29	GLACIAS
	30	GLACIAS
	31	GLACIAS
	32	GLACIAS
Scale I	33	GLACIAS
	34	GLACIAS
	35	GLACIAS
	36	GLACIAS
Scale J	37	GLACIAS
	38	GLACIAS
	39	GLACIAS
	40	GLACIAS
Scale K	41	GLACIAS
	42	GLACIAS
	43	GLACIAS
	44	GLACIAS
Scale L	45	GLACIAS
	46	GLACIAS
	47	GLACIAS
	48	GLACIAS
Scale M	49	GLACIAS
	50	GLACIAS
	51	GLACIAS
	52	GLACIAS
Scale N	53	GLACIAS
	54	GLACIAS
	55	GLACIAS
	56	GLACIAS
Scale O	57	GLACIAS
	58	GLACIAS
	59	GLACIAS
	60	GLACIAS
Scale P	61	GLACIAS
	62	GLACIAS
	63	GLACIAS
	64	GLACIAS
Scale Q	65	GLACIAS
	66	GLACIAS
	67	GLACIAS
	68	GLACIAS
Scale R	69	GLACIAS
	70	GLACIAS
	71	GLACIAS
	72	GLACIAS
Scale S	73	GLACIAS
	74	GLACIAS
	75	GLACIAS
	76	GLACIAS
Scale T	77	GLACIAS
	78	GLACIAS
	79	GLACIAS
	80	GLACIAS
Scale U	81	GLACIAS
	82	GLACIAS
	83	GLACIAS
	84	GLACIAS
Scale V	85	GLACIAS
	86	GLACIAS
	87	GLACIAS
	88	GLACIAS
Scale W	89	GLACIAS
	90	GLACIAS
	91	GLACIAS
	92	GLACIAS
Scale X	93	GLACIAS
	94	GLACIAS
	95	GLACIAS
	96	GLACIAS
Scale Y	97	GLACIAS
	98	GLACIAS
	99	GLACIAS
	100	GLACIAS

pit lane

THE TRACK

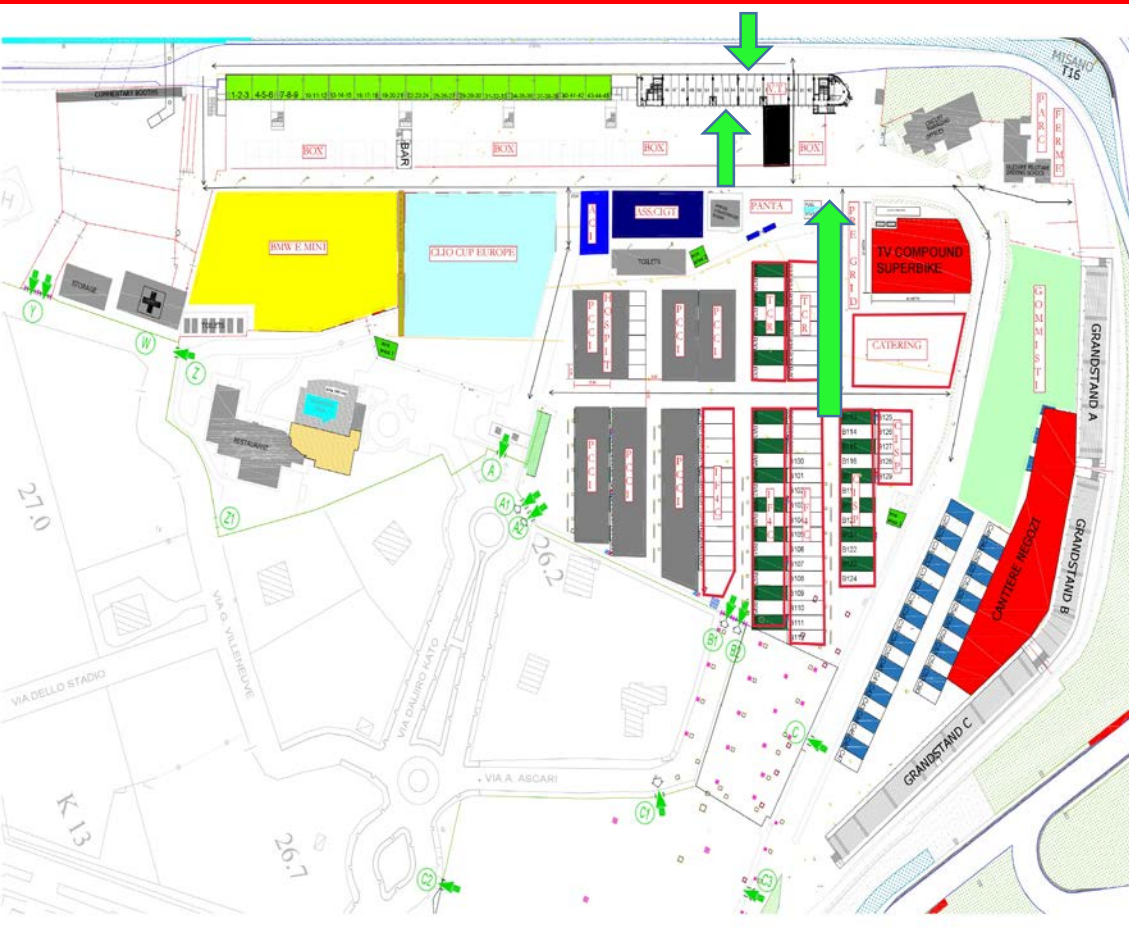


MUST RESPECT SAFETY/SPORTING/TECHNICAL MATTERS AND ALL PROCEDURES


PREGRID CARS ENTRY INSIDE THE PIT LANE



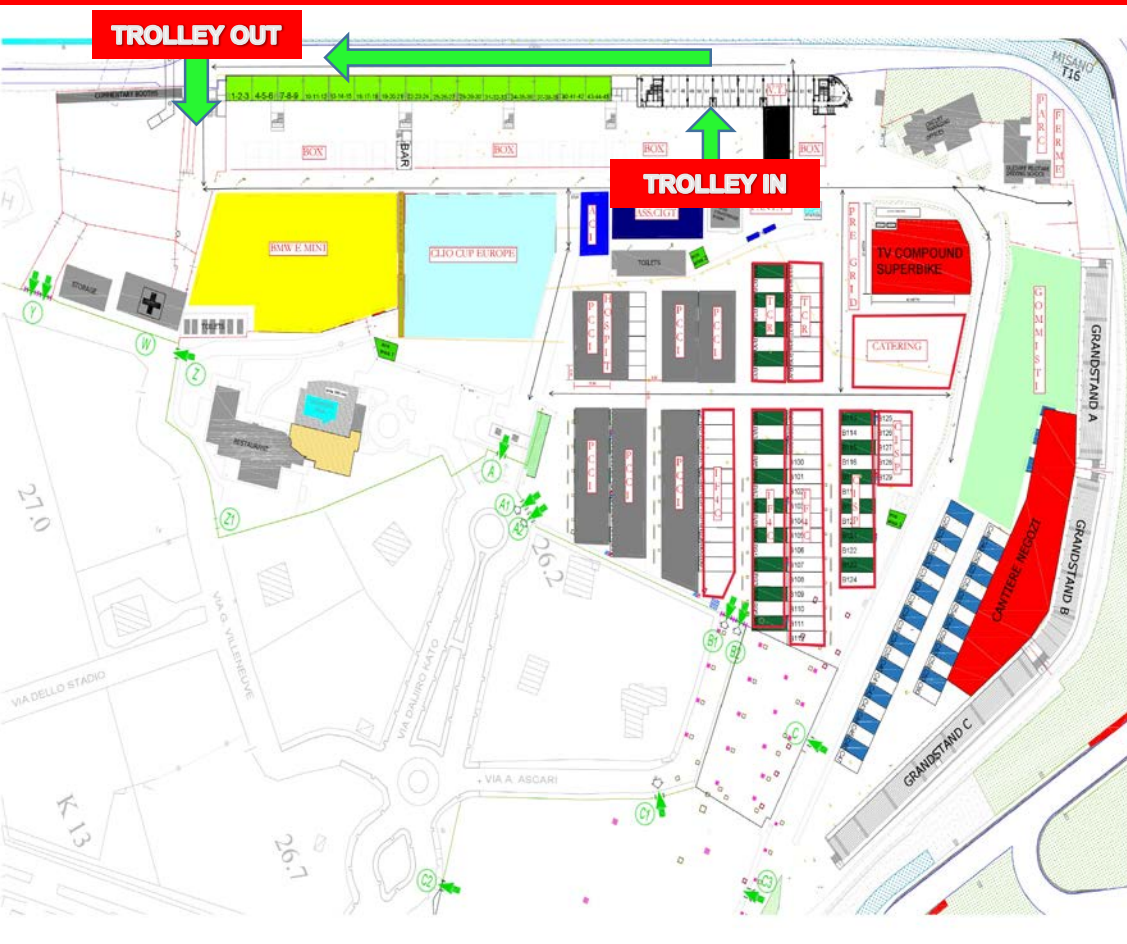
BOX 60 IN 61 OUT



IN / OUT CARS →



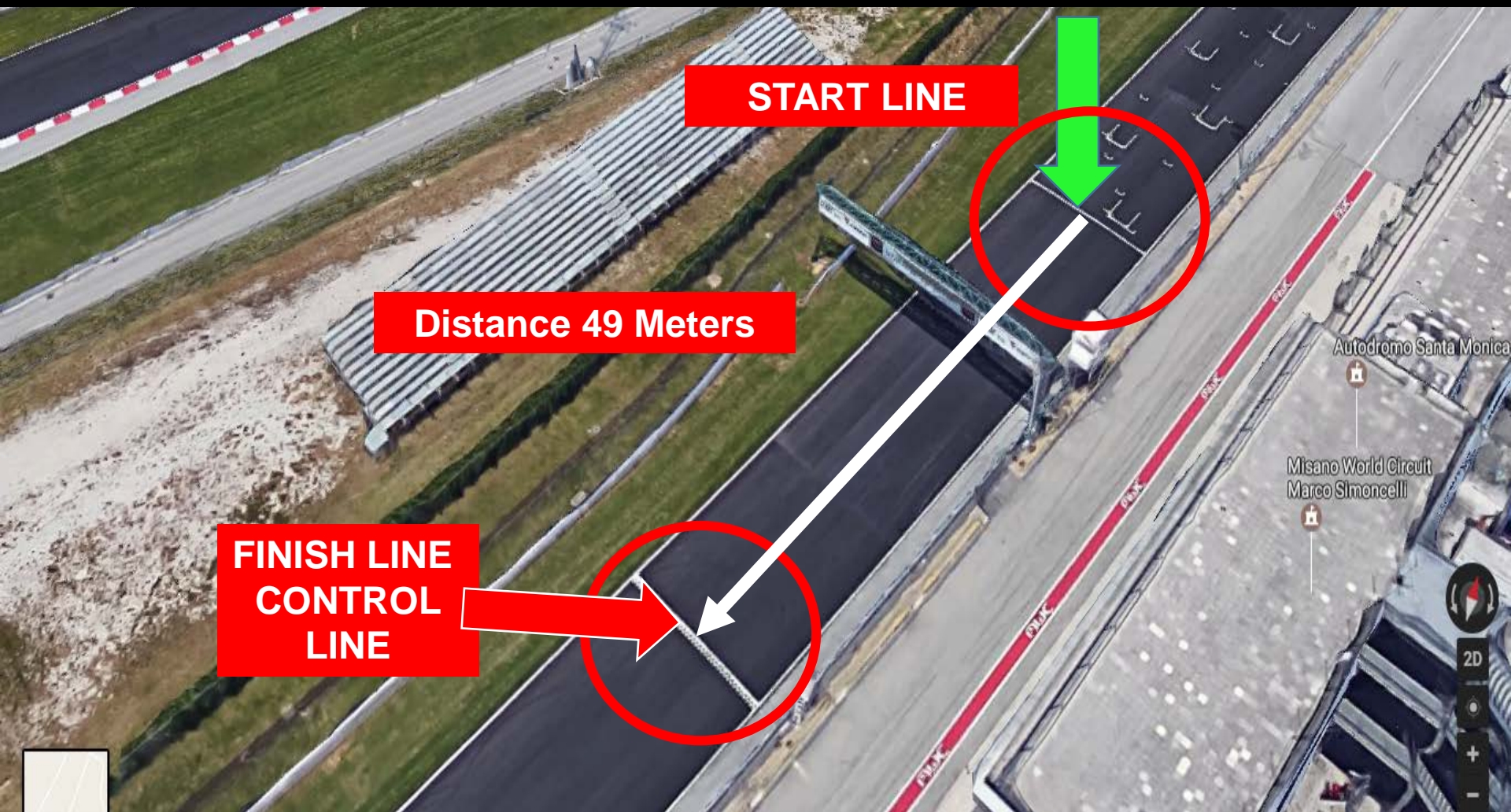
PREGRID TROLLEYS ENTRY INSIDE THE PIT LANE



**BOX 60 IN –
NEAR BOX 1 OUT**



TROLLEY CIRCULATION →




STOPPING FREE PRACTICE – QUALIFYING - RACE

When the red flags/lights are displayed, all Drivers must immediately reduce speed being prepared to stop if necessary and proceed slowly back to the Pit Lane - Pit Allocation.

RED LIGHTS PANEL

Slow down to 80 Km/Hr - NO overtaking

Qualifying: Clock stops - lap time cancelled - drive to pit lane



**RED FLAG DURING THE FP AND QUALIFYING: STOP THE CAR IN THE PIT ALLOCATION
IN WORKING LANE ONLY – MANDATORY IN CORRECT POSITIONS OF THE PIT ALLOCATION.**

CHECK THE RED FLAG PROCEDURE - DURING SAFETY CAR ON THE ACISPORT REGULATIONS (RDS 2024)

**RED FLAG PROCEDURE DURING THE RACE AFTER SAFETY CAR ON TRACK: ALL CARS FOLLOW THE SAFETY CAR IN PIT LANE – ALL CARS STAY IN FAST LANE IN PARK FERME' CONDITIONS – ENGINES OFF - UNTIL AFTER THE RACE DIRECTOR SEND THE ORDER (IN RADIO AND ON THE MONITORS « NOW IS POSSIBLE MAKE THE WORKS ON THE CARS UNTIL AT THE TIME: _____ »
RESTART THE RACE IS BEHIND THE LA SAFETY CAR – FOLLOW THE ITALIAN SPORTING REGULATION 2024.**

FX
MASTER
RACING
WEEKEND

ACI
SPORT

PIT ENTRY






PIT ENTRY



Misano
MWC
World Circuit
Marco Simoncelli



START THE SPEED LIMIT IN THE PIT



SPEED LIMIT IN THE PIT



Km/h

**SCRUTINEERING
SAFETY CHECKS BOX
DURING THE EVENT**





PIT EXIT: FIRST LIGHTS



Reminder: Exit to the pit lane only after green light on

PIT OUT




Pit In / Out -metri 630 ,00 = 38 sec.

MUST RESPECT RED LIGHTS ON – IMMEDIATELY CAR STOPPED HEAR - BEFORE THE WHITE LINE

PIT EXIT: SECOND LIGHTS

END SPEED LIMIT

PIT EXIT – RESPECT LIMIT



NO CROSS / NO TOUCH - PIT EXIT LINE

PIT EXIT LINE – MUST RESPECT THE LINE



DONT TOUCH – DONT CROSS THE LINE

BLUE FLAG AT TURN 3

GT4 European Series



TRACK LIMIT

NO Track Limits



Track Limits



TRACK LIMITS CONDITION EXAMPLE FOR OTHER CORNERS



TRACK LIMIT

TRACK LIMIT

RESPECT TRACK LIMIT:

DURING THE QUALIFYING EXCEEDED LIMITS TRACK:

DELETING ONE TIME LAP

IF MAKE EXCEEDED TRACK LIMITS IN THE LAST CORNER DELETING THE LAP

**DURING THE RACES
AFTER REPEAT THE LIMITS TRACK
PENALTY TIME**

(DECISION TO THE STEWARDS)

STARTING PROCEDURE
ROLLING START
POLE POSITION: RIGHT SIDE




15' Panel
Pit Open

10' Panel
Pit Closed

5' Panel
No Works

3' Panel
Clear the track

1' Panel
Engine ON



Green Flag

30''sec Panel

IN THE INTERVAL BETWEEN THE OPENING AND THE CLOSING OF THE PIT LANE , **2 (TWO)** LAPS OF THE CIRCUIT CAN BE DRIVEN, WITH PASSAGE ALONG THE PIT LANE AND WITHIN THE TIME PERIOD IN WHICH THE GREEN LIGHT IS ON.

AT THE END OF THE SECOND LAP, THE VEHICLES TAKE THEIR ASSIGNED PLACES ON THE GRID AND TURN OFF THEIR ENGINES.

START BEHIND THE LEADING CAR— ONE LAP BEFORE THE START — ROLLING START

STARTING PROCEDURE

ROLLING START

START



- **Overtaking is allowed when green lights switch on**
- In case of false start, red lights will be maintained on and an extra formation will be done (the poleman will be as leading car).
- The timing will start at the end of the first formation lap
- If during the starting procedure, the track should suddenly become unusable, a "start delayed" board will be shown at the starting line and competitors will be informed.
- As soon as conditions permit, the starting procedure will be resumed by the "5 MINUTES" board

FORMATION LAP



FORMATION LAP BEHIND LEADING CAR

SPEED 60/80 KM/H

DURING THE STARTING (FORMATION) LAP SAFETY MATTERS IN MANDATORY USE:

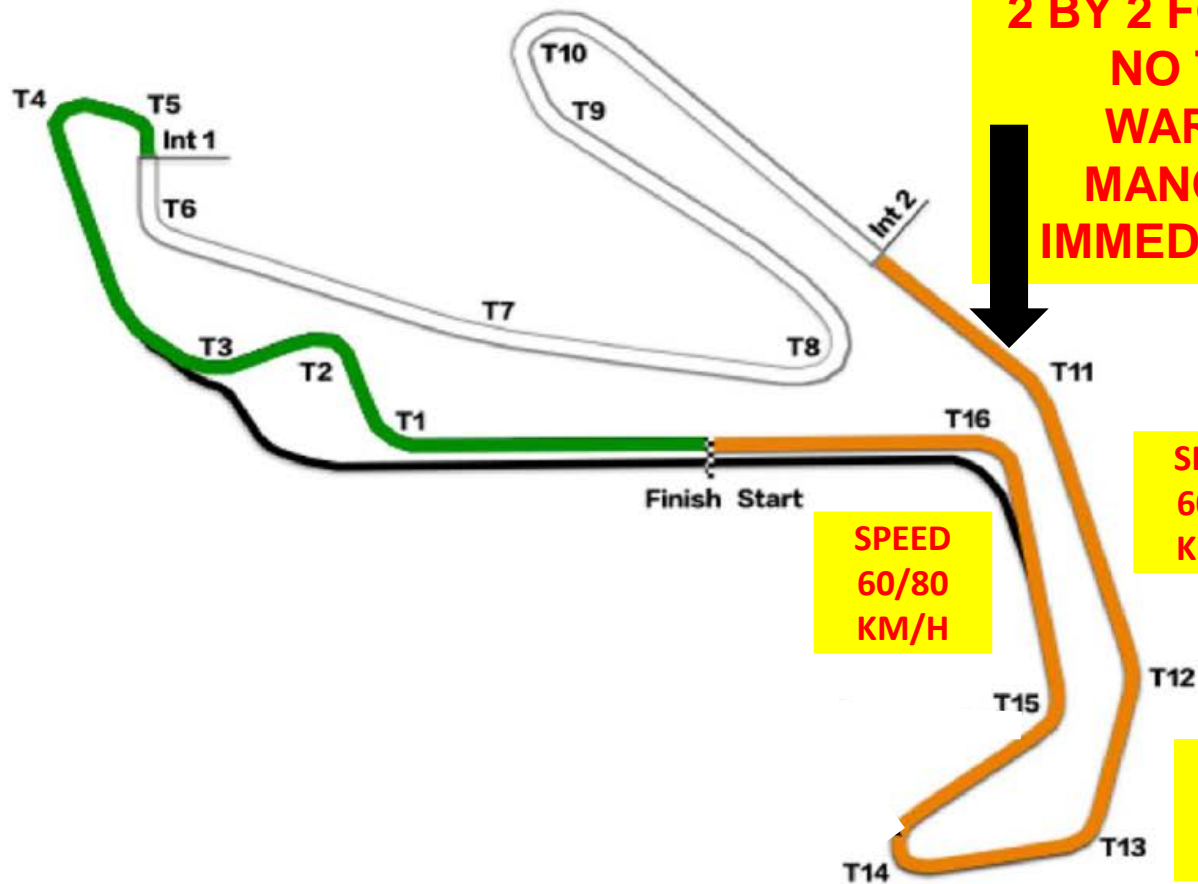
STARTING (FORMATION) LAP:

- DRIVERS MUST FOLLOW THE LEADING CAR.
- NO OVERTAKES.
- IN CASE A CAR DOES NOT START THE FORMATION LAP FROM THE GRID, IT MUST START FROM ITS GRID POSITION ONLY IF IT HAS NOT BEEN TAKES BY ALL THE OTHERS CARS.

TWO BY TWO FORMATION BOARD :

- STARTING FROM T11 THE GRID FORMATION BOARD WILL BE SHOWN
- **NO TIRES WARMING MANOUVRE - (IMMEDIATELY!!)**
- NO OVERTAKES.
- IT'S COMPULSORY TO MAKE THE TWO BY TWO FORMATION
- SPEED IS IMPOSED MIN.60 KM/H – MAX 80 KM/H UNTIL THE GREEN LIGHTS IS ON

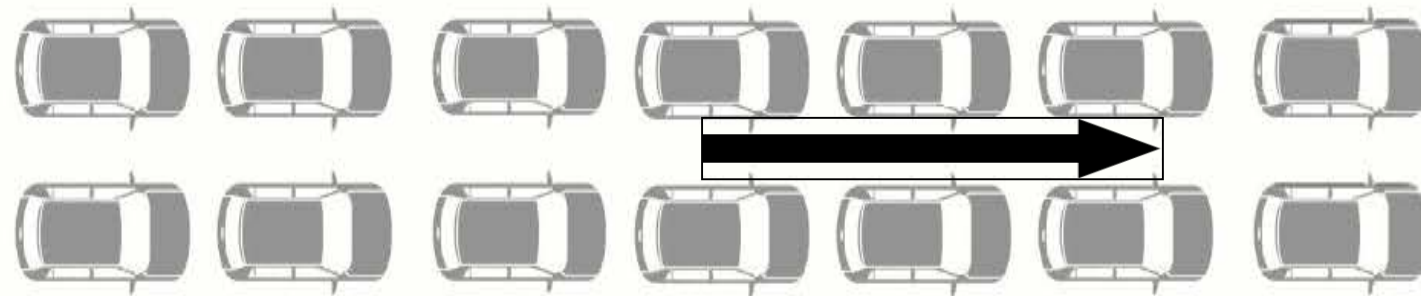
DURING THE STARTING (FORMATION) LAP SAFETY MATTERS IN MANDATORY USE:



**TURN 11
WILL SHOW THE
BOARD:
2 BY 2 FORMATION
NO TIRES
WARMING
MANOUVRE
IMMEDIATELY !!**



DURING THE STARTING (FORMATION) LAP SAFETY MATTERS IN MANDATORY USE:



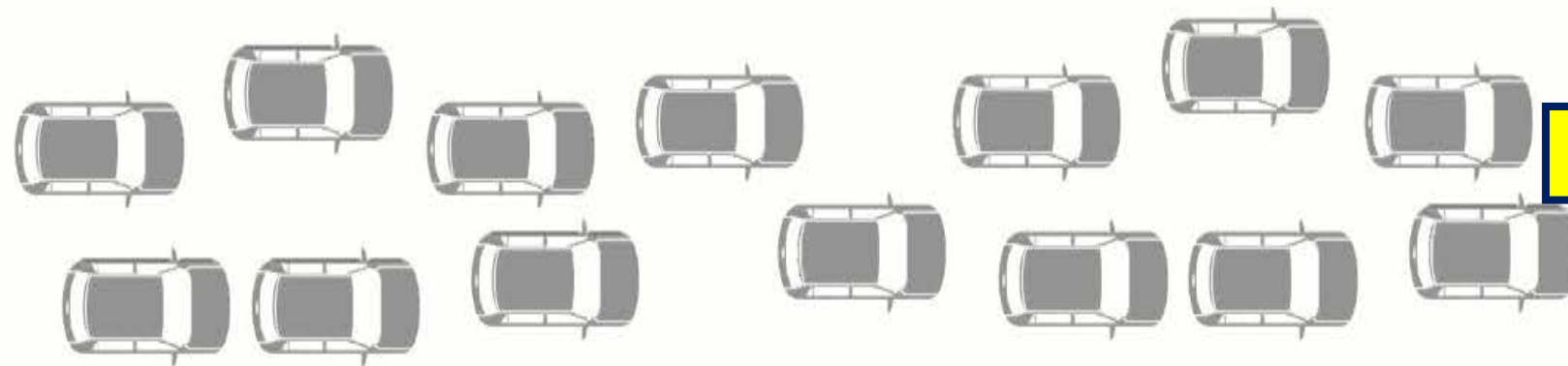
**CORRECT
FORMATION**



MANDATORY BEHAVIUR/PERFORMANCE:KEEP YOUR RESPECTIVE POSITIONS IN MOTION WITHOUT GETTING OUT OF ALIGNMENT, WITHOUT DISTURBING THE CONVOY AND THE RESPECTIVE START LINES AND ROW, UNTIL THE GREEN START LIGHTS TURN ON – IT IS A NECESSARY SAFETY CONDITION !!



**WRONG
FORMATION**




**WRONG
FORMATION**




DURING THE STARTING (FORMATION) LAP SAFETY MATTERS IN MANDATORY USE:

ROLLING START – LINE UP



**DURING THE STARTING (FORMATION) LAP
SAFETY MATTERS IN MANDATORY USE:
ROLLING START – LINE UP**





Speed 60/80 km/h



Autodromo Vallelunga
Piero Taruffi

**DURING THE STARTING (FORMATION) LAP
SAFETY MATTERS IN MANDATORY USE:**

ROLLING START – LINE UP

2 BY 2 – SIDE BY SIDE FORMATION

START LINE



CARS IN CONVOY BEFORE THE START


**SPEED 60/80 KM/H
POLE POSITION : RIGHT SIDE**

CARS IN CONVOY BEFORE THE START

**DURING THE MAIN STRAIGHT IN ROLLING START PROCEDURE, CARS MUST PROCEED ON TOP THE
STANDING START GRIDS (IDEAL CONVOY CORRIDORS) AND NOT LEAVE THESE LINES, BEFORE THE
START LIGHTS IS ON GREEN – MANDATORY !!**



GREEN LIGHTS = START



STARTING PROCEDURE – ROLLING START

IN CASE THE PROBLEMS DURING THE START OR (FORMATION) LAP

ABORTED START
ADDITIONAL FORMATION LAP



Red lights remains ON

Yellow flag @ all MP

Pole man sets pace

- In case of false start, red lights will be maintained on and an extra formation will be done (the poleman will be as leading car).
- The timing will start at the end of the first formation lap
- If during the starting procedure, the track should suddenly become unusable, a "start delayed" board will be shown at the starting line and competitors will be informed.
- As soon as conditions permit, the starting procedure will be resumed by the "5 MINUTES" board



**ANY FALSE OR JUMP START WILL BE SANCTIONED
FROM THE STEWARDS**

PIT WINDOW – DRIVER'S CHANGE

SAFETY MISURES BEFORE AND DURING THE MANDATORY PIT STOP

IMMEDIATELY BEFORE THE PIT STOP, ALL DRIVERS - TOOLS AND TYRES MUST BE POSITIONED BEHIND THE WHITE LINE IN FRONT OF THE PITS (ONE METRE AWAY FROM THE PITS THEMSELVES) AND MAY BE PLACED ON THE LAY-BY WHEN THE CAR IS STATIONARY ONLY.



PIT WINDOW – DRIVER'S CHANGE

DRIVER'S CHANGE

CAMBIO PILOTA



MOVE BEHIND THE CAR



PIT WINDOW – DRIVER'S CHANGE



I piloti che effettuano il cambio devono posizionarsi dietro la Linea Bianca dei BOX-Inner Lane
Drivers before the change must stay behind the White Line inside the inner lane

Per motivi di sicurezza non posizionare materiali ed attrezzature nella zona di arrivo della vettura

PIT WINDOW – DRIVER'S CHANGE GT4 ITALY

PIT TIME: 90'' SECONDS – PIT IN/PIT OUT DISTANCE: 630 METERS

PIT IN / PIT OUT DISTANCE LENGTH – METERS 630 = 40 ''SECONDS – 60 KM/H

TOTAL TIME 90'' + 40'' = 130'' SECONDS - TWO DRIVERS

TOTAL TIME 90 '' + 40'' + HAN. 5'' = 135'' SECONDS - ONE DRIVER

RACE 1 – 40' MINUTES – MANDATORY PIT WINDOW FOR THE DRIVER'S CHANGE

BETWEEN MINUTE 18' AND MINUTE 23' OF THE RACE

MINIMUM TIME PIT WINDOW DURATION: 117'' / 122''

AFTER THE CHEQUERED FLAG - PODIUM AND PRIZE GIVING

RACE 2 – 40' MINUTES – MANDATORY PIT WINDOW FOR THE DRIVER'S CHANGE

BETWEEN MINUTE 18' AND MINUTE 23' OF THE RACE

MINIMUM TIME PIT WINDOW DURATION: 130'' / 135''

- **SPORTING BOP FIRST CLASSIFIED RACE 1 - ADDED TIME 4'' SECONDS (DOUBLE OR SINGLE DRIVER) DURING THE PIT WINDOW**
- **SPORTING BOP SECOND CLASSIFIED RACE 1 - ADDED TIME 2'' SECONDS (DOUBLE OR SINGLE DRIVER) DURING THE PIT WINDOW**

AFTER THE CHEQUERED FLAG - PODIUM AND PRIZE GIVING
RESULTS

FINAL CLASSIFICATION AFTER RACE 1 AND RACE 2

PIT WINDOW – DRIVER'S CHANGE SUPERSPORT GT

PIT TIME: 90'' SECONDS – PIT IN/PIT OUT DISTANCE: 630 METERS

PIT IN / PIT OUT DISTANCE LENGTH – METERS 630 = 40 ''SECONDS – 60 KM/H

TOTAL TIME 90'' + 40'' = 130 '' SECONDS - TWO DRIVERS

TOTAL TIME 90 '' + 40'' + HAN. 5'' = 135 '' SECONDS - ONE DRIVER

RACE 1 – 35' MINUTES – MANDATORY PIT WINDOW FOR THE DRIVER'S CHANGE

BETWEEN MINUTE 18' AND MINUTE 23' OF THE RACE

MINIMUM TIME PIT WINDOW DURATION: 117'' / 122''

AFTER THE CHEQUERED FLAG - PODIUM AND PRIZE GIVING

RACE 2 – 35' MINUTES – MANDATORY PIT WINDOW FOR THE DRIVER'S CHANGE

BETWEEN MINUTE 18' AND MINUTE 23' OF THE RACE

MINIMUM TIME PIT WINDOW DURATION: 130'' / 135''

- **SPORTING BOP FIRST CLASSIFIED RACE 1 - ADDED TIME 4'' SECONDS (DOUBLE OR SINGLE DRIVER) DURING THE PIT WINDOW**
- **SPORTING BOP SECOND CLASSIFIED RACE 1 - ADDED TIME 2'' SECONDS (DOUBLE OR SINGLE DRIVER) DURING THE PIT WINDOW**

AFTER THE CHEQUERED FLAG - PODIUM AND PRIZE GIVING
RESULTS

FINAL CLASSIFICATION AFTER RACE 1 AND RACE 2

FULL COURSE YELLOW



FCY

SC

Misano
MWC
World Circuit
Marco Simoncelli

- Speed 80 Km/Hr until the green flag
- SC procedure always preceded by FCY
- SC get the leader during the FCY
- End of FCY– SC procedure

DURING THE FREE PRACTICE – QUALIFYING AND RACES



FCY

SC

- Speed 80 Km/Hr until the green flag
- SC procedure always preceded by FCY
- SC get the leader during the FCY
- End of FCY– SC procedure

DURING THE FREE PRACTICE – QUALIFYING AND RACES

FULL COURSE YELLOW PROCEDURE

DURING THE FREE PRACTICE - RACES



RACE CONTROL
FULL COURSE YELLOW

FCY

80

FCY LAP TIME – 04.20.685



IN CASE OF USING THE “**FULL COURSE YELLOW**”, THE RD WILL COMPLY WITH THE FOLLOWING STANDARDS SPEED LIMIT IMPOSED THE ENTIRE OF TRACKS IS **80 KM/H** ; IN THIS CASE , AT EACH MP, WILL BE SHOWED THE BOARD **FCY** (FULL COURSE YELLOW) WHICH WILL BE ACCOMPANIED BY A WAVED YELLOW FLAG , MAINTAINING THE SAME DETACHMENT FROM OTHER CARS , UNTIL THE FIRST MP WHERE THE GREEN FLAG WILL BE DISPLAYED. **AT END OF THE FCY PROCEDURE – ENTRY INSIDE THE TRACK THE SAFETY CAR, BEFORE THE RESTART.**

FOR THAT REASON IS FORBIDDEN, FOR THE DRIVERS MAKE WARMING TYRES DURING THE RACES – IMPORTANT SAFETY MATTER !!

SECTOR TIMES – FCY PROCEDURE

ACCORDING TO THE ARTICLE 14.11 SPORTING REGULATION 2025 THE SECTOR TIMES SET IN THE FULL COURSE
YELLOW PROCEDURE (FCY) OF 80 KM/H ARE THE FOLLOWING:

SECTOR	DISTANCE	TIME
• TOTAL LENGHT	4226.0 METERS	03:10.2
• FINISH LINE / INT. 1	987.5 METERS	00:44.5
• INT.1 / INT.2	1061.1 METERS	00:47.7
• INT.2 / INT.3	1325.7 METERS	00:59.6
• INT.3 / FINISH LINE	851.7 METERS	00:38.4

SAFETY CAR

SC



SC




When the order is given to deploy the Safety Car, all Marshals posts will display waved **yellow flags** and the “SC” board which shall be maintained until the intervention is over

SAFETY CAR



THE SAFETY CAR WILL JOIN THE TRACK WITH ITS ORANGE LIGHTS ILLUMINATED AND WILL JOIN THE TRACK REGARDLESS OF WHERE THE RACE LEADER IS.



SAFETY CAR PROCEDURE

- If needed, the Clerk of the Course can use the Safety Car to neutralize the race.
- When the Safety Car deploy order is given, all Marshals Post will show a waved yellow flag and SC board.
- The Safety Car will enter on track with the yellow lights on and take the head of the race with the leader behind itself.
- Overtaking is forbidden and the distance should be less than five car lengths apart.
- The Safety Car will be used until the safety conditions will be restored.
- When the Safety Car will approach the SC Line 1, competitor may enter in pit lane overtaking the SC.
- During the SC procedure Pit Exit remain GREEN. When the SC will close to pass the START Line pit exit will be closed (RED lights)
- When the last car of the group behind the SC will pass pit exit the light at pit exit it will be GREEN again.
- In some circumstances, the Safety Car can pass in pit lane. Please, always follow the Safety Car when its yellow lights are on.
- During the SC period it's not possible to serve penalties as STOP & GO and DRIVE THROUGH

SAFETY CAR

SAFETY CAR PROCEDURE

- When the Clerk of the Course announces "Safety Car in this lap," the Safety Car will turn off its yellow lights at Turn 10.
- From this moment onward, all drivers must maintain a consistent speed without performing any tire-warming maneuvers. All SC boards will be withdrawn and a single fixed yellow flag will be shown at each marshal post.
- As the Safety Car approaches the pit entry, the yellow flags will be withdrawn.
- Green lights and a green flag will be displayed only at the Control line until the last car passes.
- Overtaking is only allowed after crossing the Control/Finish line.
- If the safety car remains on the track during the final lap, the following procedure will be implemented:
 - Turn off lights at T10
 - Safety car returns to the pit lane
 - All competing cars will receive the chequered flag (no overtaking or green flag).



**NO LIGHTS ON THE SAFETY CAR
SAFETY CAR IN THIS LAP**



To avoid accidents during the restart, from the moment the lights are switched off, the leader and all cars will have to maintain a constant speed , without any maneuvers that can lead to an imperfect phase of restart

SAFETY CAR LIGHTS OFF Between Turns 11 - 12

IN TURN 11: FINISH WARMING TIRES MANOUVRES
WHEN SC YELLOWS LIGHTS OFF

WHEN SC YELLOWS LIGHTS OFF
ALL MARSHALL POST WITHDRAW THE SC BOARD
AND LEAVE THE FIXED YELLOW FLAGS DISPLAYED
ONLY.

DURING THE RESTART ONLY MP IN CONTROL/FINISH
LINE WILL SHOW THE GREEN FLAG FOR THE RESTART
OVERTAKE IS FORBIDDEN UNTIL THE DRIVER CROSS THE
CONTROL LINE.

SC



PIT EXIT LIGHTS DURING SC

Pit exit light remain **GREEN**

When the SC will pass the FINISH LINE, the pit exit light will turn **RED**

When last car in the group behind SC passes pit exit, the light will turn **GREEN** again

SAFETY CAR RESTART



DONT CROSS THE SC LINE BEFORE THE SAFETY CAR

RESPECT THE DISTANCE TO THE SAFETY CAR ON THE SC LINE !!!!!

SAFETY CAR - RESTART

Overtaking remains forbidden until the Cars cross the Finish Line



If the Safety Car is still deployed at the beginning of the last lap, or is deployed during the last lap, it will enter the Pit Lane at the end of the last lap and the cars will take the chequered flag as normal without overtaking.

Each lap completed while the Safety Car is deployed will be counted as one Race Lap

SUSPENDING THE RACE Under Safety Car



STOPPING DURING THE RACE (RED FLAG)

**CHECK THE RED FLAG PROCEDURE - DURING SAFETY CAR
ON THE ACISPORT REGULATIONS (RDS 2024)**



**ALL CARS FOLLOW THE SAFETY CAR INTO THE PIT LANE
STOP AT PIT EXIT BEHIND THE SAFETY CAR**

START BEHIND THE LA SAFETY CAR

START-RESUMING A RACE- START BEHIND SAFETY CAR



Under certain circumstances the Race may be started behind the Safety Car. In this case, at any time before the “one-minute” signal is given, its orange lights will be switched on. This is the signal to the Drivers that the Race will be started behind the Safety Car. When the green lights are illuminated, the Safety Car will leave the Grid with all Cars following in Grid order, no more than ten car lengths apart. There will be no Formation Lap and **the Race will start when the green lights came on**

SHOW THE MESSAGE UNDER INVESTIGATION REASONS





- IF THE DRIVER NO RESPECT INTERNATIONAL CODE
- IF THE DRIVER INVOLVING TO THE COLLISION
- IF THE DRIVER NO RESPECT THE FLAGS AND PANELS
SHOW

THE RACE CONTROL SHOW THE MESSAGE


UNDER INVESTIGATION

963

FLAGS - DIGITAL PANELS & INFORMATIONS



Dangerous situation
Please Reduce The Speed




Very Dangerous situation
Please Reduce The Speed
Ready also to Stopped



Race Stopped
Immediatly in Pit Lane
Speed 80 Km/h



Technical problem
Immediately in Pit
Lane



Ease the overtake

STOP & GO

Showed for 2 Laps

The driver has 3 Laps to enter in the Pit Lane

911


With Race Number

DRIVE THROUGH

Showed for 2 Laps

The driver has 3 Laps to enter in the Pit Lane


FLAGS - DIGITAL PANELS & INFORMATIONS



Safety Car



Safety Conditions



Full Course Yellow



White Flag
Slow Car on track



Reduce the Speed
Reduced Grip Conditions



Warning Flag
Wrong Performance



Finish Flag
End of the Session or Race

BLUE FLAG



At ALL TIMES: displayed to a driver leaving the pits if traffic is approaching on the track.

During PRACTICE: a faster car is close behind you and is about to overtake you.

During the RACE: shown to a car about to be lapped, the driver concerned must allow the following car to pass at the earliest opportunity.

MUST RESPECT THE BLU FLAGS

FLAGS & INFORMATION

YELLOW FLAG



*** Single Waved:** *Reduce your speed, do not overtake, and be prepared to change direction.*



DOUBLE YELLOW FLAGS

*** Double Waved:** *Reduce your speed significantly, do not overtake, and be prepared to change direction or stop.*

Pénaltys shown point



drive through

STOP & GO

970



FLAGS

STOP and GO - AREA



FINISH LINE – CONTROL LINE



After receiving the chequered flag, all Cars must proceed on the Track directly to Parc Fermé without stopping, without overtaking (unless clearly necessary), without receiving any object whatsoever and without any assistance

PARC FERME' ENTRANCE



Slowdown Lap

PRIZE GIVING CEREMONY

The first three drivers GT4 and the first three drivers SSGT of the classification of each race will stop their cars near the Podium for the Prize Giving Ceremony




MANDATORY REMINDER :



**No alcohol or
drugs to be
consumed**

safetygroupmonza.co.uk

PHY 400





Never Forget without the marshals you don't get to race!



ENJOY RACES !!
SEE YOU IN THE NEXT ROUND OF THE
SERIES



WE WISH YOU A VERY GOOD WEEKEND



Presentation By Gianluca Marotta





FX
RACING WEEKEND



Automobile Club d'Italia
SPORT

Autodromo Vallelunga

Piero Taruffi

THANKS FOR YOUR ATTENTION