

# STANDING START PROCEDURE

31 MAY/1 JUNE 2025

 **SPORT**  
FEDERAZIONE AUTOMOBILISTICA ITALIANA

# *VARANDOS*

  
**RACING  
WEEKEND**

**DRIVERS BRIEFING WITH THE RACE DIRECTOR**

# SCHEDULE OF THE EVENT

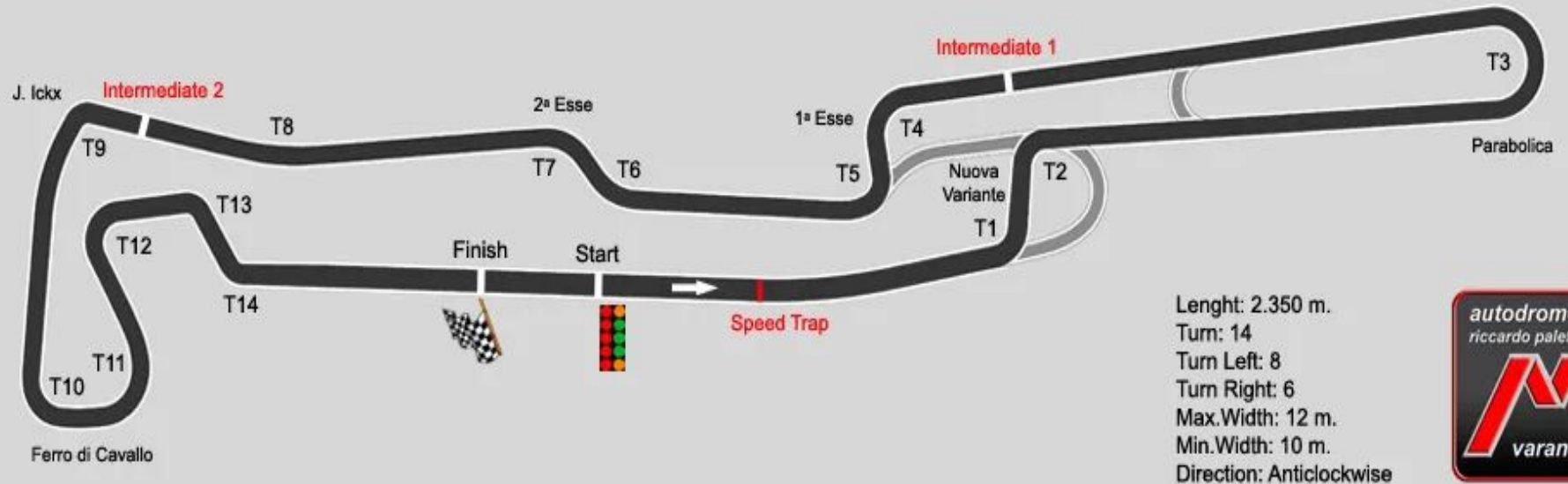
## Saturday

Pit-lane Open	Pit-lane Close	Pit-lane Passage	Start	End	Dur		Category	Session
			08:30	08:50	00:20		Legends Cars	FPA
			08:55	09:15	00:20		Trofeo Predator's	FP2
			09:20	09:45	00:25		FX2	FP2
			09:50	10:15	00:25		ATCC / Mini Challenge	FP1
			10:20	10:40	00:20		Legends Cars	FPB
			10:45	11:10	00:25		FX Pro Series	FP2
			11:15	11:35	00:20		ATCC TC	FP
			11:40	12:00	00:20		Legends Cars	FPC
			12:05	12:30	00:25		ATCC / Mini Challenge	FP2
			12:35	12:55	00:20		Lotus Cup	FP2
			13:00	13:20	00:20		Trofeo Predator's	Q
			13:25	13:45	00:20		Legends Cars	FPD
			13:50	14:10	00:20		FX Pro Series	Q
			14:15	14:35	00:20		FX2	Q
			14:40	15:00	00:20		ATCC	Q
			15:05	15:30	00:25		Lotus Cup (20' + Super Pole)	Q
			15:35	16:10	00:35		Legends Cars (15' A + 5' + 15' B)	Q
			16:15	16:35	00:20		Mini Challenge	Q
			16:40	17:00	00:20		ATCC TC	Q
17:10	17:15	YES	17:20	17:40	00:20		FX2	R1
17:45	17:50	YES	17:55	18:20	00:25		FX Pro Series	R1
18:25	18:30	NO	18:35	18:55	00:20		Trofeo Predator's	R1

## Sunday

Pit-lane Open	Pit-lane Close	Pit-lane Passage	Start	End	Dur		Category	Session
08:30	08:35	NO	08:40	08:58	00:18		Legends Cars	R1A
09:00	09:05	YES	09:15	09:40	00:25		ATCC	R1
09:45	09:50	NO	09:55	10:13	00:18		Legends Cars	R1B
10:15	10:20	YES	10:30	10:50	00:20		Lotus Cup	R1
10:55	11:00	YES	11:10	11:35	00:25		Mini Challenge	R1
11:40	11:45	NO	11:50	12:10	00:20		ATCC TC	R1
12:15	12:20	NO	12:25	12:43	00:18		Legends Cars	R2A
12:45	12:50	YES	12:55	13:15	00:20		FX2	R2
13:20	13:25	NO	13:30	13:48	00:18		Legends Cars	R2B
13:50	13:55	YES					FX Pro Series (Go to grid)	R2
FANZONE ON THE GRID - LOTUS AUTOGRAPH SESSION ON THE GRID								
			14:25	14:50	00:25		FX Pro Series (Race)	R2
14:55	15:00	YES	15:05	15:25	00:20		Trofeo Predator's	R2
15:30	15:35	YES	15:45	16:05	00:20		Lotus Cup	R2
16:10	16:15	YES	16:25	16:50	00:25		ATCC	R2
16:55	17:00	NO	17:05	17:23	00:18		Legends Cars	R3A
17:25	17:30	YES	17:40	18:05	00:25		Mini Challenge	R2
18:10	18:15	NO	18:20	18:38	00:18		Legends Cars	R3B
18:40	18:45	NO	18:50	19:10	00:20		ATCC TC	R2

# TRACK LAYOUT



Length m 2.350 - Pole position: RIGHT SIDE

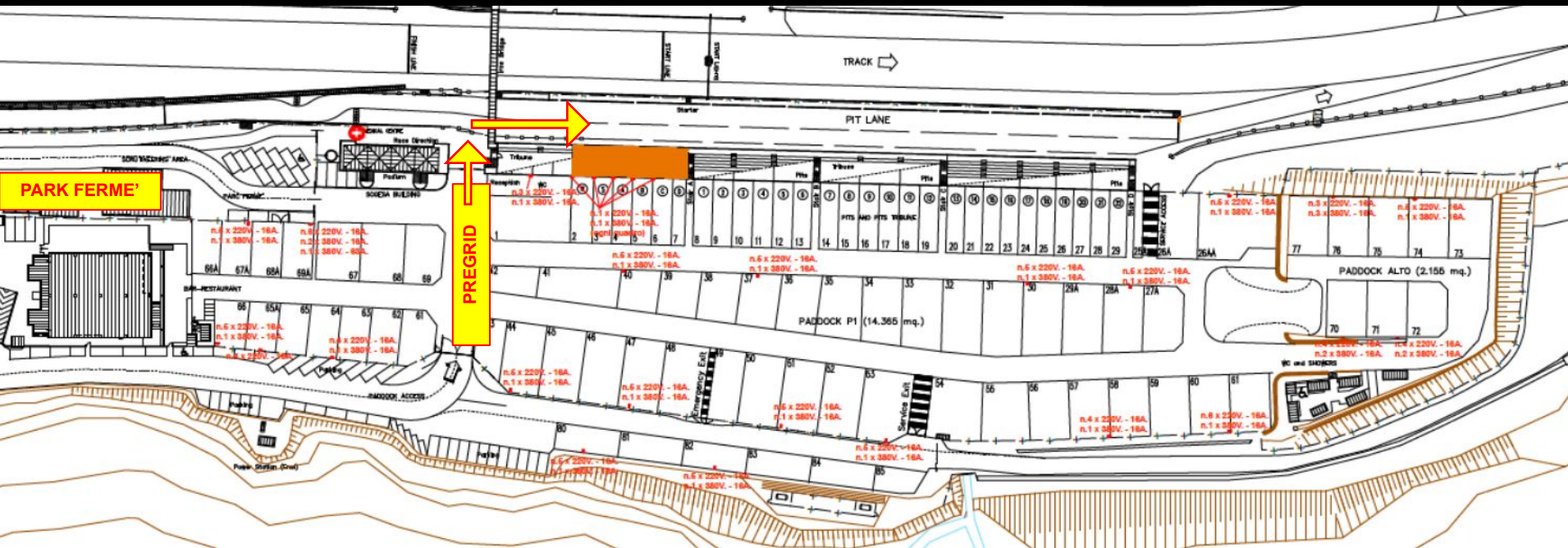


[illegible]

## FOLLOW ENTRY EXIT AND DIRECTION



# PRE GRID FOR THE CARS



15' MINUTES BEFORE THE EACH SESSION O RACE - ALL DRIVERS WAITH IN THIS AREA

## STOPPING A FREE PRACTICE SESSION OR A QUALIFYING SESSION

When the red flags/lights are displayed, all Drivers must immediately reduce speed being prepared to stop if necessary and proceed slowly back to the Pit Lane - Pit Allocation.

All abandoned Cars will be moved to a safe position. Any lap time recorded after the red flags have been displayed will not be taken into account.



**RED FLAG DURING THE FP AND QUALIFYING: STOP IN YOUR PIT ALLOCATION  
IN WORKING LANE ONLY - NO IN FAST LANE ( MANDATORY )**

**Slow down to 80 Km/Hr - NO overtaking**

Qualifying:

Clock stops - lap time cancelled - drive to pit lane



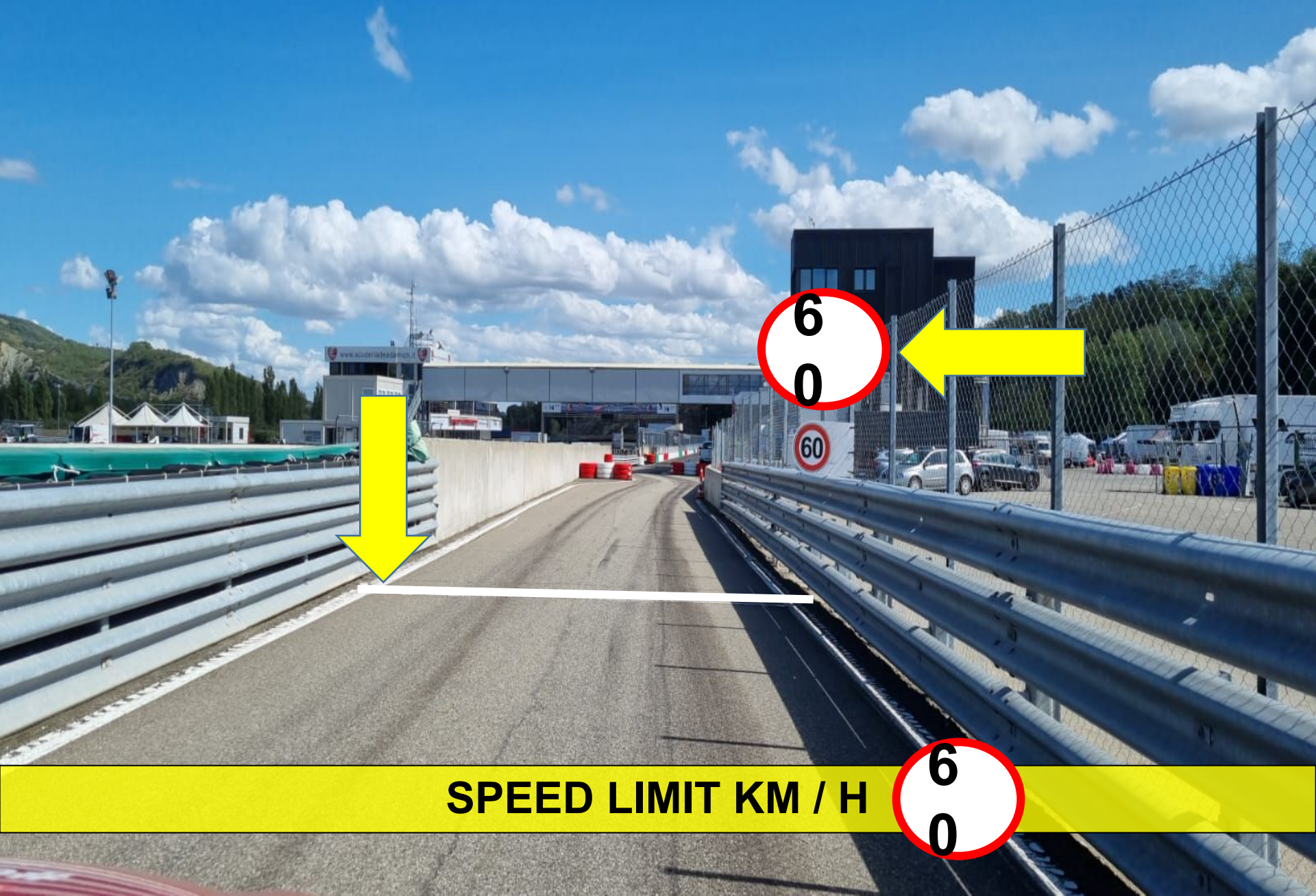
# LAST TURN - PIT ENTRY



**REDUCE THE SPEED**



# PIT ENTRY



60

60

SPEED LIMIT KM / H

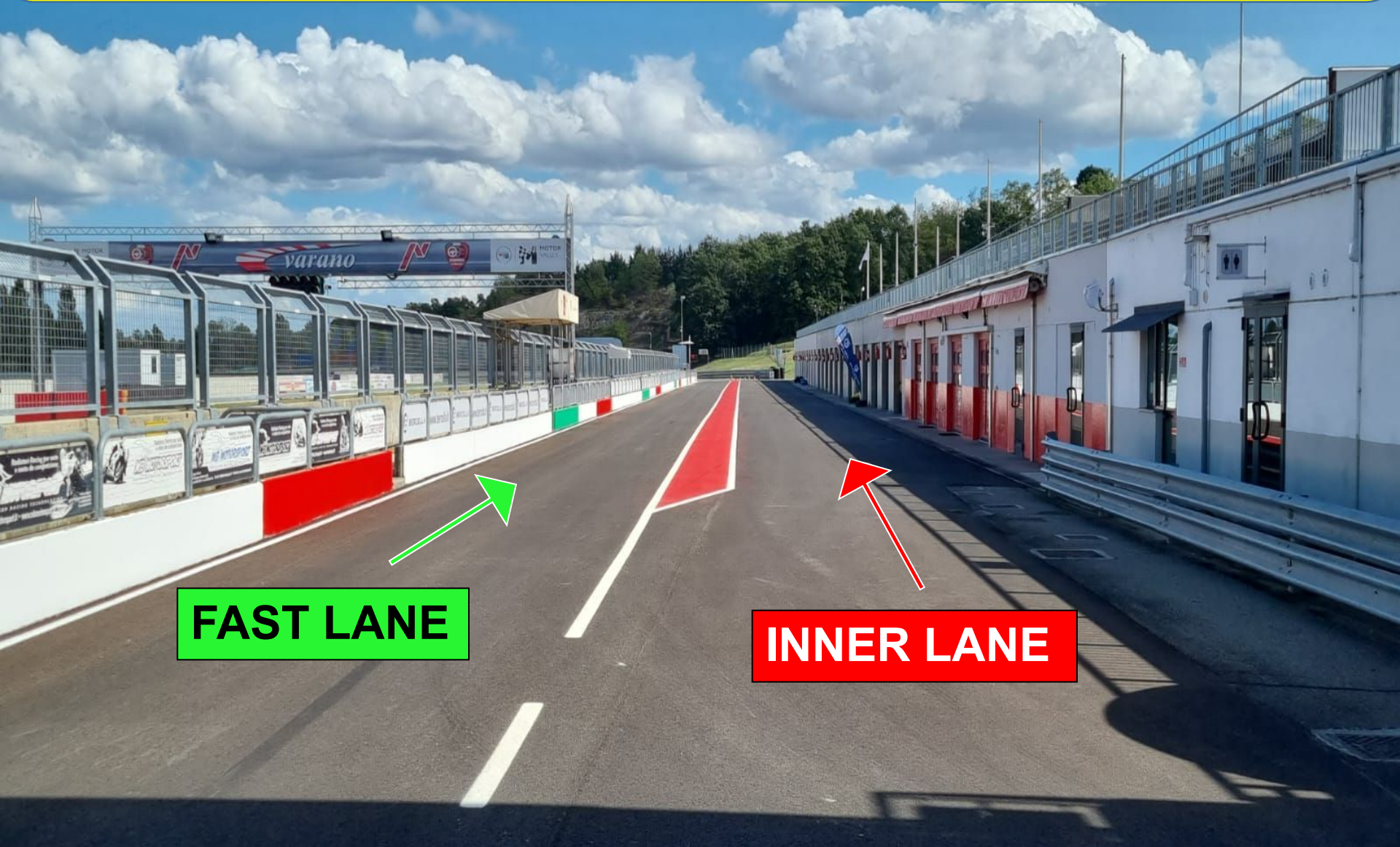
6

0



# **PIT LANE**

## **SPEED LIMIT 60 KM/H MANDATORY**

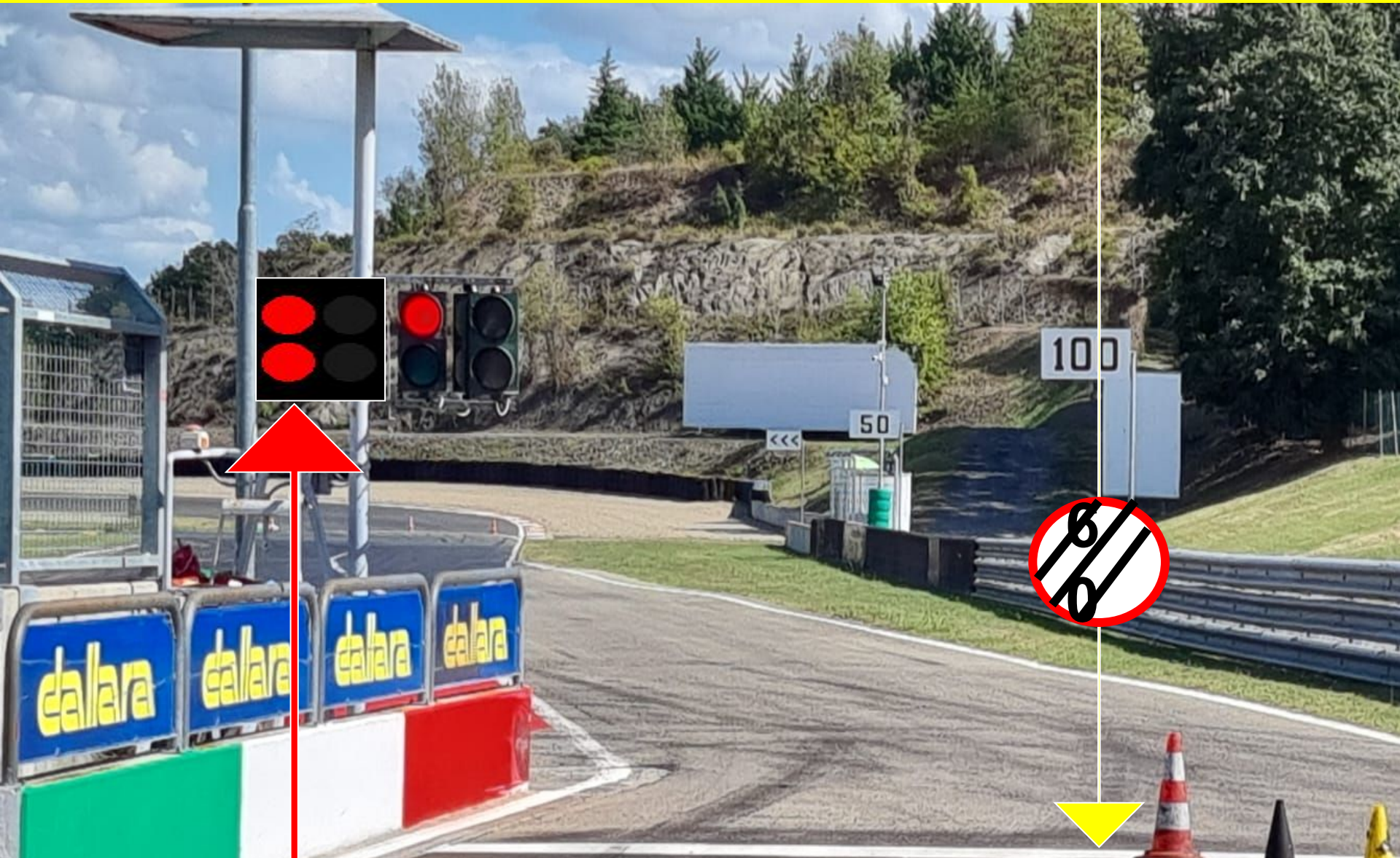


**FAST LANE**

**INNER LANE**



## PIT EXIT – SPEED LIMIT END



**MUST RESPECT LIGHTS SYSTEM IN THE LEFT SIDE  
( IF RED LIGHTS ON - NOT ENTRY ON THE TRACK )**



# PRACTICE START AREA



PRACTICE START AREA



## PIT EXIT – WHITE LINE

**DON'T TOUCH AND DO NOT CROSS THE WHITE LINE FOR ALL LENGTH**





# MARSHALLS POST AND RECOVERING CAR AREAS



**IF YOU HAVE A PROBLEM MOVE YOUR CAR NEAR THE MARSHALL POST  
( ORANGE COLOR AREAS )**



## **STOPPING A FREE PRACTICE SESSION OR A QUALIFYING SESSION**

**WHEN THE RED FLAGS/LIGHTS ARE DISPLAYED, ALL DRIVERS MUST IMMEDIATELY REDUCE SPEED BEING PREPARED TO STOP IF NECESSARY AND PROCEED SLOWLY BACK TO THE PIT LANE.**

**ALL ABANDONED CARS WILL BE MOVED TO A SAFE POSITION. ANY LAP TIME RECORDED AFTER THE RED FLAGS/LIGHTS HAVE BEEN DISPLAYED WILL NOT BE TAKEN INTO ACCOUNT.**

### **STOPPING DURING THE RACE ( RED FLAG )**

**CHECK THE RED FLAG PROCEDURE - DURING SAFETY CAR  
ON THE ACISPORT REGULATIONS ( RDS 2025 )**



# STARTING PROCEDURE

## TIMING

**15' (fifteen minutes)** before the announced departure, the cars will leave the Pit Area.

Will be allowed, in the interval between the opening of the pit lane and its closure,

To make two (2) laps of the circuit, driving through the Pit lane until the green light is on.

**10' (ten minutes)** before the start time is announced , the PIT Exit will be closed.

Any car still in the Pit Area will be allowed to start only after the whole group has passed the Pit Lane End while doing the first lap.

**05' PANEL** – Access to the grid is closed; any car that is not in its position on the Grid, must start from the back of the Grid . From 05' panel no operations on the car - finish all work.

**03' PANEL** – everybody except drivers, officials and team staff in charge of the external starting device , must leave the grid.

**01' PANEL** - engines must be started immediately and all Team personnel, except the Drivers, must leave the Grid.

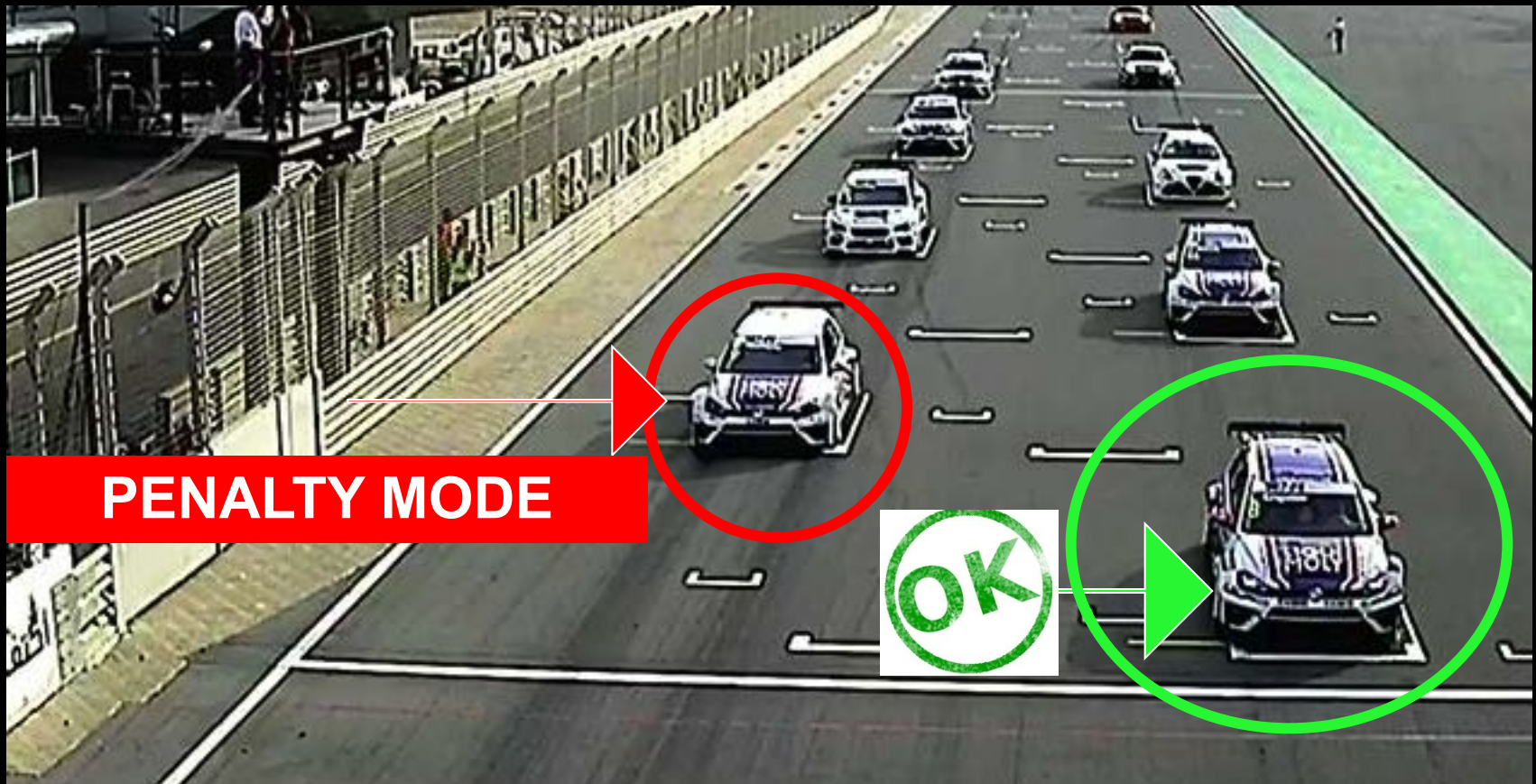
**30" PANEL** – after this panel is shown, a green flag will be waved before the grid to indicate that the cars must move on to complete a full lap of the circuit

**GREEN FLAG – FORMATION LAP**

# STARTING PROCEDURE

Grid Marshals will stand behind the Pit Wall , alongside each Grid position with boards showing the grid position until the car concerned is completely stopped

Any Driver who stops their Car forward or off-centre of the position prescribed by the lines on the Grid, shall be penalised with Stewards Decision.





**TCR Italy**  
TOWNSHIP OF CHAMPIONSHIP

**MONZA**  
100



Automobile Club d'Italia  
**SPORT**

# **STARTING PROCEDURE**



**AFTER THE FORMATION LAP STOP INSIDE THE WHITE LINE**

# STARTING PROCEDURE






# STARTING LIGHTS PROCEDURE

*WILL BE SHOW THE BOARD*

*BOARD*


5''

**ALL LIGHTS SWITCH  
ON**



2/5''

**ALL LIGHTS  
SWITCH OFF  
SIMULTANEOUSLY**



## EXTRA FORMATION LAP

If the Starter decides that the start must be delayed because a Car involving in a problem or another problem, flashing yellow light - ( abort start )



EXTRA FORMATION LAP



## FORMATION LAP



Practice starts are forbidden during the Formation Lap and the formation must be kept as tight as possible.

Any drivers who is unable to start his car must immediately raise his arm ; when the other cars have lift the grid , the car will be pushed into the pit by the mechanics . During this manoeuvre if the driver is able to restart can rejoin the formation lap and he will take the last place on the grid at the end of the formation lap .


After the green flag if a driver is delayed while leaving his position on the start grid , he can resume his pre-start position on the grid if he is not passed by all the others cars which started the formation lap . If he 's passed by all other cars started on the formation lap , this driver must start the race from the back of the formation

When the Cars return to the Grid at the end of the Formation Lap , they must stop on their respective Grid positions keeping their engines running

# STARTING PROCEDURE



**ALL RED LIGHTS  
OFF  
SIMULTANEOUSLY  
START THE RACE**





# STARTING PROCEDURE



**ANY FALSE OR JUMP START WILL BE SANCTIONED  
FROM THE STEWARDS**

# TRACK LIMIT

## *Appendix L FIA Code – Track Limit*



*The White Line left and right side for  
all the track*

**MUST RESPECT TRACK LIMIT AT ALL TIMES**



# Virtual Safety Car

**DURING THE FREE PRACTICE – QUALIFYING AND RACES**



IN CASE OF USING THE “**FULL COURSE YELLOW**”, THE RD WILL COMPLY WITH THE FOLLOWING STANDARDS SPEED LIMIT IMPOSED THE ENTIRE OF TRACKS IS **80 KM/H** ; IN THIS CASE , AT EACH MP, WILL BE SHOWED THE BOARD **FCY** ( FULL COURSE YELLOW ) WHICH WILL BE ACCOMPANIED BY A WAVED YELLOW FLAG , MAINTAINING THE SAME DETACHMENT FROM OTHER CARS , UNTIL THE FIRST MP WHERE THE GREEN FLAG WILL BE DISPLAYED. **AT END OF THE FCY PROCEDURE –ENTRY INSIDE THE TRACK THE SAFETY CAR, BEFORE THE RESTART.**

**FOR THAT REASON IS FORBIDDEN, FOR THE DRIVERS MAKE WARMING TYRES DURING THE RACES – IMPORTANT SAFETY MATTER !!**

# PERMANENT SAFETY CAR – VARANO TRACK





# SAFETY CAR



## PIT EXIT LIGHTS DURING SC

Pit exit light remain **GREEN**

When the SC will pass the FINISH LINE, the pit exit light will turn **RED**

When last car in the group behind SC passes pit exit, the light will turn **GREEN** again

**SAFETY CAR**

**SC**





# SAFETY CAR

# SC



# **SAFETY CAR**

The Safety Car will join the Track with its orange lights illuminated and will join the Track regardless of where the Race leader is.



While the Safety Car is in operation, Cars may enter the Pit Lane, but may only rejoin the Track when the green light-flag at the Pit Exit is switched on. The green light-flag will remain on at all times except when the Safety Car and the line of Cars following it are about to pass or are passing the Pit Exit.

A Car rejoining the Track must proceed at an appropriate speed until it reaches the end of the line of Cars behind the Safety Car.

**It is not permitted to undertake the DRIVE THROUGH or Stop & Go Penalty during a SC deployment .**

**Pit lane exit light is green, unless the SC and the field are approaching or passing the PIT EXIT**



# SAFETY CAR



**SC**  
**PIT LANE**

Under certain circumstances, the Race Director may ask the Safety Car to use the Pit Lane. In these cases, and provided its orange lights remain illuminated, all Cars must follow it into the Pit Lane without overtaking.

# SAFETY CAR



Any Car entering the Pit Lane under these circumstances may stop at its Pit



# SAFETY CAR



SC

PIT LANE

# SAFETY CAR

When the Race Director calls in the Safety Car, it must extinguish its orange lights and this will be the signal to the Drivers that it will be entering the Pit Lane at the end of that lap.

If the Safety Car is still deployed at the beginning of the last lap, or is deployed during the last lap, it will enter the Pit Lane at the end of the last lap and the cars will take the chequered flag as normal without overtaking.

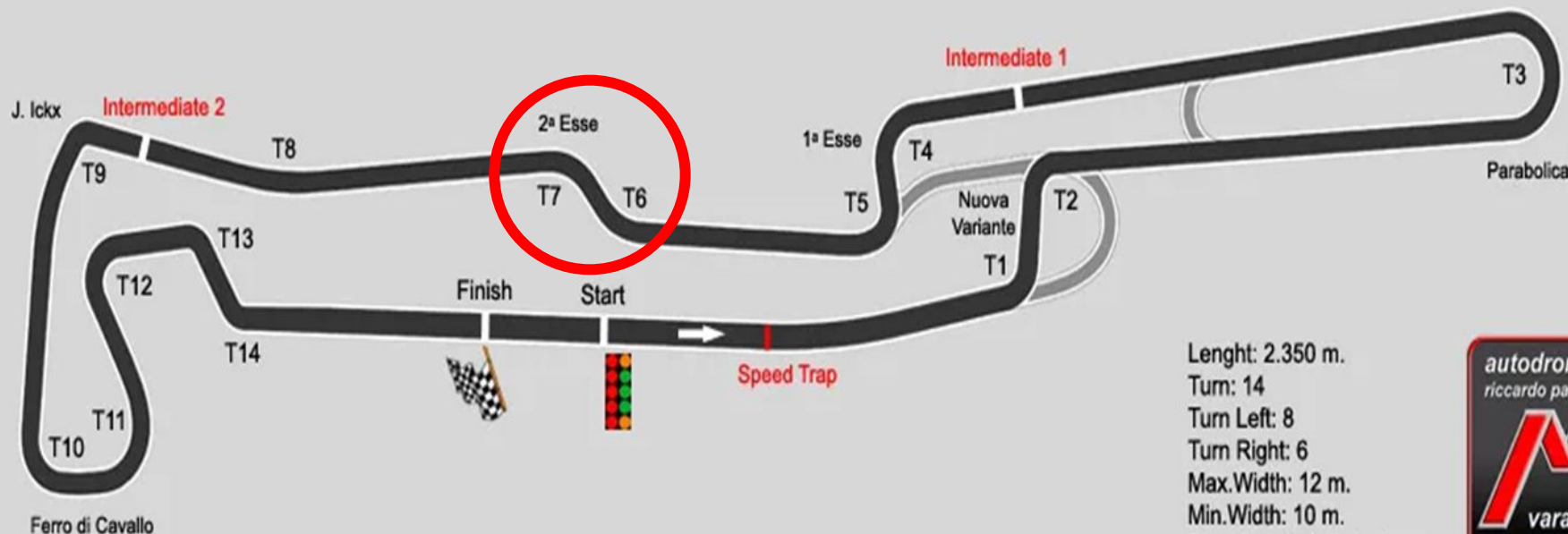


**NO LIGHTS ON THE SAFETY CAR**



# SAFETY CAR

## SAFETY CAR LIGHTS OFF T7/T8





# SAFETY CAR

SAFETY CAR Line 1





# SAFETY CAR

SAFETY CAR Line 2





# SAFETY CAR RESTART

**IMOLA**  
AUTODROMO INTERNAZIONALE ENZO E DINO FERRARI



***RESPECT THE DISTANCE TO THE SAFETY CAR ON THE SC LINE !!!!!***



# SAFETY CAR RESTART

**FINISH LINE  
CONTROL LINE**



**Overtaking remains forbidden until the Cars cross the Finish Line**

# START BEHIND SAFETY CAR

Under certain circumstances the Race may be started behind the Safety Car. In this case, at any time before the “one-minute” signal is given, its orange lights will be switched on. This is the signal to the Drivers that the Race will be started behind the Safety Car. When the green lights are illuminated, the Safety Car will leave the Grid with all Cars following in Grid order, no more than ten car lengths apart. There will be no Formation Lap and the Race will start when the green lights is on.



Any Driver who is delayed leaving the Grid must not overtake another moving Car if they were stationary after the remainder of the Cars had crossed the Start Line.  
This Driver must then take up position at the back of the line of Cars behind the SC



## SUSPENDING AND RESUMING A RACE



The Pit Exit will be closed and all Cars must proceed to the grid where they must stop  
They will then resume the race in accordance with the Regulation  
The Safety Car will then be driven to the front of the grid

A race which has not been declared **WET** before the start will not be interrupted if ,  
during its course, it starts raining, and drivers will be allowed to use rain tyres .

# RESUMING A RACE



## START BEHIND SAFETY CAR



When the **green lights** are illuminated, the Safety Car will leave the Grid with all Cars following, in the order they were positioned behind the Line, no more than ten car lengths apart. Soon after the last Car in line behind the Safety Car passes the Pit Exit, the Pit Exit lights will be turned green and any car in the Pit lane may enter the Track and join the line of Cars behind the Safety Car



## RESUMING A RACE

The Safety Car will enter the Pits after one lap if all Cars are in a line behind the SAFETY CAR



If the Race cannot be resumed for any reason, the results will be taken at the end of the penultimate lap before the lap during which the signal to suspend the Race was given

# FLAGS & INFORMATION

- If the drivers don't respect the Sporting Regulation
- If the drivers have caused a collision
- If the drivers don't respect flag signalling

The Race Control show the panel:

**UNDER INVESTIGATION**

**913**



# FLAGS & INFORMATION



Dangerous situation




Technical problem



Ease the overtake



Race Stopped



Very Dangerous situation

**STOP & GO**  
**10 'sec**

Shown for 2 Laps

The driver has 3 Laps to enter in the Pit Lane

Race number

**958**

**DRIVE THROUGH**

Shown for 2 Laps

The driver has 3 Laps to enter in the Pit Lane

# FLAGS & INFORMATION

## YELLOW FLAG



**\* Single Waved:** *Reduce your speed, do not overtake, and be prepared to change direction.*



## DOUBLE YELLOW FLAGS

**\* Double Waved:** *Reduce your speed significantly, do not overtake, and be prepared to change direction or stop.*



# FLAGS & INFORMATION

## BLUE FLAG



At ALL TIMES: displayed to a driver leaving the pits if traffic is approaching on the track.

During PRACTICE: a faster car is close behind you and is about to overtake you.

During the RACE: shown to a car about to be lapped, the driver concerned must allow the following car to pass at the earliest opportunity.

**MUST RESPECT THE BLUE FLAGS**

# **Penalties shown at the Finish-Line point**

After receiving the chequered flag, all Cars must proceed on the Track directly to Parc Fermé without stopping and without overtaking.



drive through

STOP & GO


958



FLAGS



# START LINE AND DIGITAL BOARD



START LINE LOCATION AND DIGITAL BOARD



# PARC FERME' ENTRY



**After receiving the chequered flag, all Cars must proceed on the Track directly to Parc Fermé without stopping, without overtaking**



# PODIUM PRIZE GIVING CEREMONY




**After receiving the chequered flag at the end the Qualifying /Race 1/Race 2, first three cars and drivers, they will proceed towards the podium positioned at the FX Racing weekend hospitality area at paddock following the instructions of the marshals**

*Never Forget* without the marshals you don't get to race!







WE WISH YOU A VERY GOOD WEEKEND



Presentation By Gianluca Marotta

